



Report Environmental Complains

خدمه الكترونيه لتقديم شكوي بينه
عبر تطبيق الهاتف

KEPA Apps

Khaled Al-Salem

Email: ksalem@gmail.com
Website: WWW.hceatkuwait.net
Aug 2021

Abstract

The KEPA will presents a new way for the population to report environmental crimes: this is the application “KEPA”. The app will be available iOS platforms. The new tool allows denunciations of environmental crimes such as cutting tries, burning, wildlife trafficking, air pollution and chemical emergencies. Users will be able to make a complaints report and in the reports add audios and videos, and photos on the subject. It is mandatory to attach at least one evidence of the complaint fact.

يقدم تطبيق حماية البيئة طريقة جديدة للسكان للإبلاغ عن الجرائم البيئية. سيكون التطبيق متاحًا لأنظمة (أوس). تسمح الأداة الجديدة بإدانة الجرائم البيئية مثل محاولات القلع والحرق والاتجار بالحياة البرية وتلوث الهواء وحالات الطوارئ الكيميائية. سيتمكن المستخدمون من تقديم تقرير شكاوى وفي التقارير إضافة صوتيات ومقاطع فيديو وصور حول هذا الموضوع. من الضروري إرفاق دليل واحد على الأقل على حقيقة الشكوى.

Introduction

To tackle the menace of sea, land and air pollution, bring in more accountability in the public domain and disseminate information, the Report Environment complaint (KEPA apps) for the Kuwait, GCC and others should prepared a mobile application, to follow up public complaints on sea, land and air pollution. While in the past various agencies had introduced social media campaigns to raise awareness about sea, land and air pollution, these were largely ineffective. An example can be given of Faridabad, which conducted extensive awareness campaigns. It will enable people to record instances of violation, according to the Environment protection directive given against sea , land and air pollution. Users can report violation cases, which would then be screened for veracity, by a team of administrators and forwarded to officials concerned for taking necessary action.

للتصدي لخطر تلوث البحر والأرض والجو ، وتحقيق المزيد من المساءلة في المجال العام ونشر المعلومات ، يجب على هيئة حماية البيئة في الكويت إعداد تطبيق للهاتف المحمول لمتابعة شكاوى الجمهور على البحر والبر والبحر. تلوث الهواء في حين أن الوكالات المختلفة قد أطلقت في الماضي حملات على وسائل التواصل الاجتماعي لزيادة الوعي حول تلوث البحر والأرض والجو ، إلا أنها كانت غير فعالة إلى حد كبير. سيتمكن الأشخاص من تسجيل حالات الانتهاك ، وفقًا لتوجيهات وكالة حماية البيئة ضد تلوث البحر والأرض والجو. يمكن للمستخدمين الإبلاغ عن حالات الانتهاك ، والتي سيتم بعد ذلك فحصها للتأكد من صحتها ، من قبل فريق من الإداريين وإرسالها إلى المسؤولين المعنيين لاتخاذ الإجراءات اللازمة.

EPA and others action side

Users reporting violation cases will be kept in the feedback loop till a particular case is concluded. Cases will be marked as concluded on the user’s app only on admission of proof of action taken. The user will get a report of the action taken and a record will be created in a particular area. This will help in creating a database of repeat offenders, thus deterring violation activities in future.

سيتم الاحتفاظ بالمستخدمين الذين يبلغون عن حالات الانتهاك في حلقة الملاحظات حتى يتم الانتهاء من حالة معينة. سيتم وضع علامة على الحالات على أنها منتهية في تطبيق المستخدم فقط عند قبول إثبات الإجراء المتخذ. سيحصل المستخدم على تقرير بالإجراء الذي تم اتخاذه وسيتم إنشاء سجل في منطقة معينة. سيساعد هذا في إنشاء قاعدة بيانات للمجرمين المتكررين ، وبالتالي ردع أنشطة الانتهاك في المستقبل.

KEPA APPS Demonstration IPhone Version Device






User must run KEPA Apps then Figure 1 will display the main KEPA home page [Home] as follows:





Figure 1



Figure 1 display for user a number of options to run as follows:

- To Start develop new complaint as in Arabica Language []
- To Start develop new complaint as in English Language []
- To Start send compliant report []

To start new complaint [In Arabic or English] user select option 1.

Figure 2 will display for user describes the complaint entry options as follows:

- User Select (Type of complaint user reporting) from drop-list Pecker selection option as display in Figure 3 by select [] to display Peckerview list and [] to dismiss.

- User Select (Which of these best describes the issue) from drop-list Pecker selection option as display in Figure 4 by select [] to display Peckerview list and [] to dismiss.
- User Can enter data as (Describe Your Concern) by type as text in English/Arabic as displayed in Figure 5.

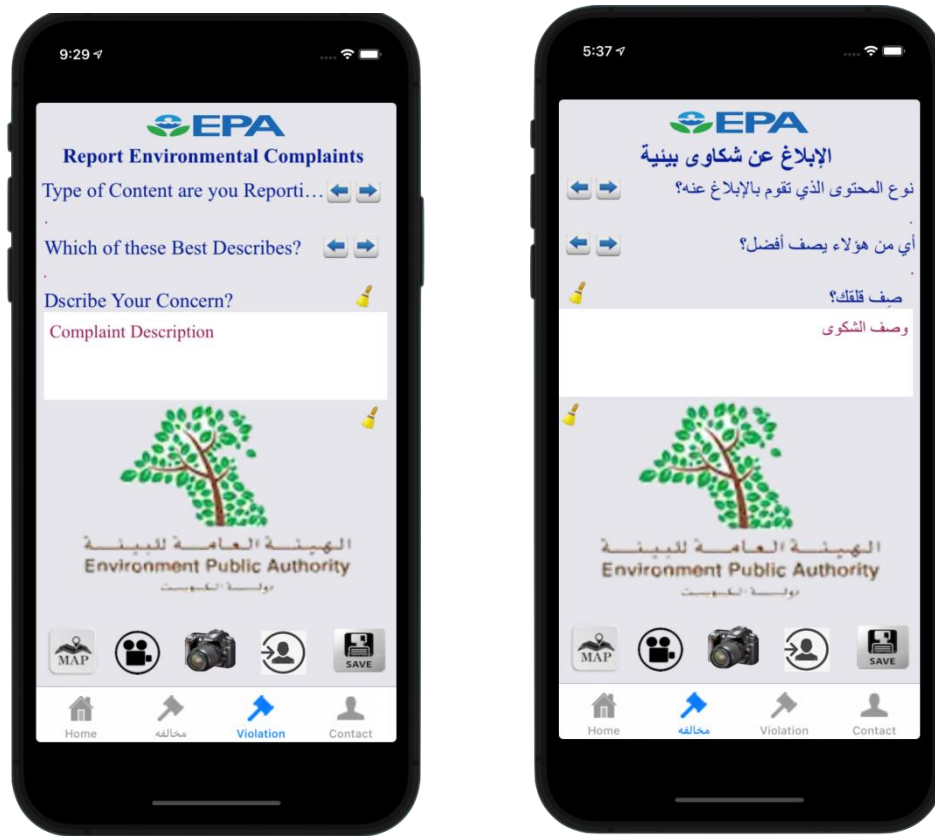


Figure 2

Now user can include an evidence of his complaint by select from a number of options as follows:




- By Recording the evidence from mobile camera from []
- By taking a snap shot from a mobile camera from []
- By select a pre-saved photo from mobile photo-library from []

Figure 6 display all three options for selecting evidence of the complaint.

Figure 7 display the final setup a complaint.

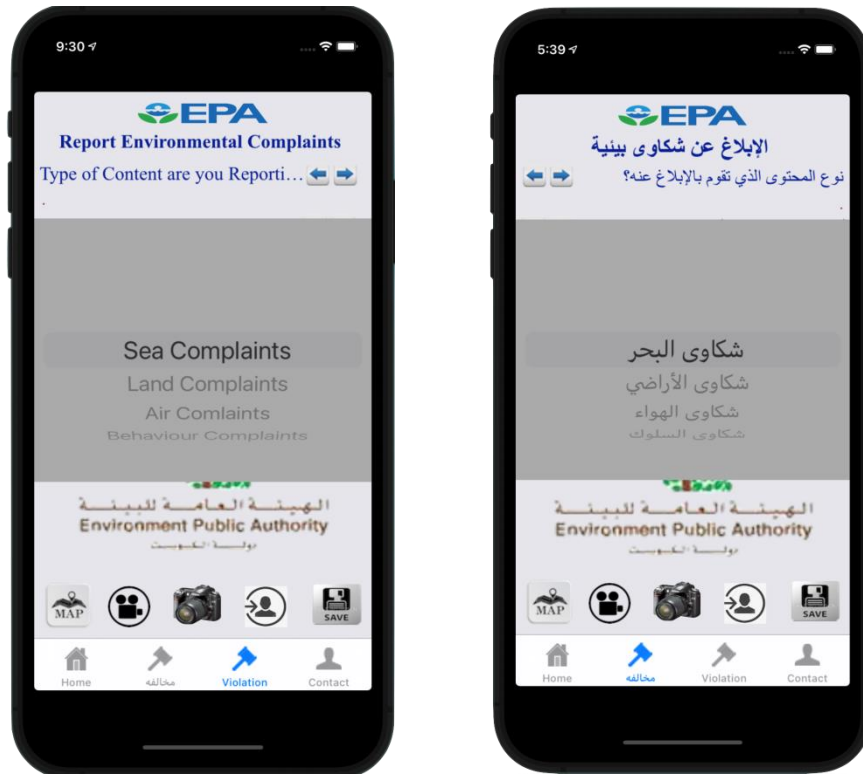


Figure 3

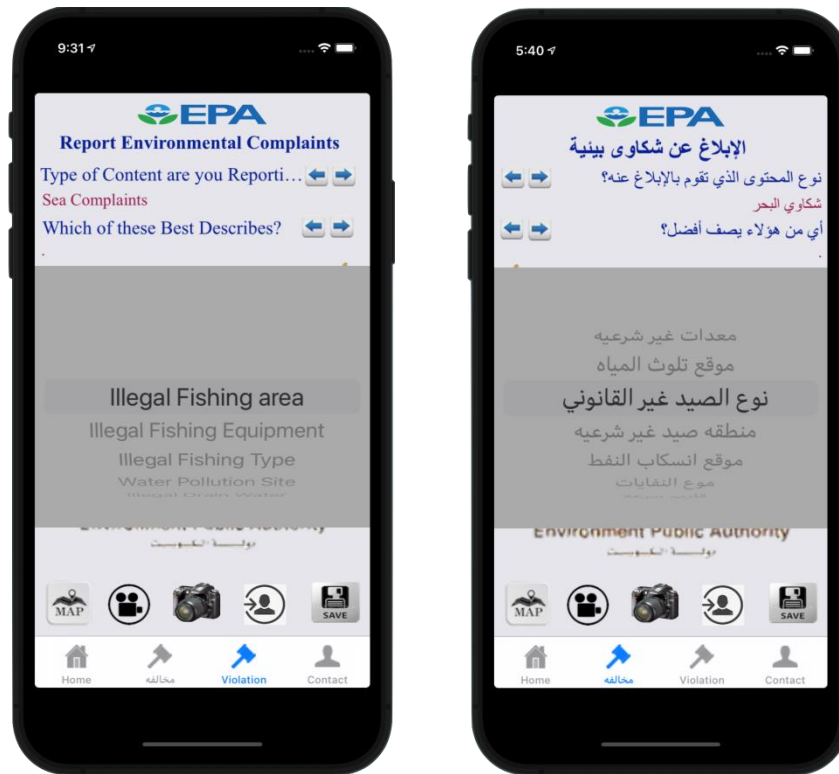


Figure 4

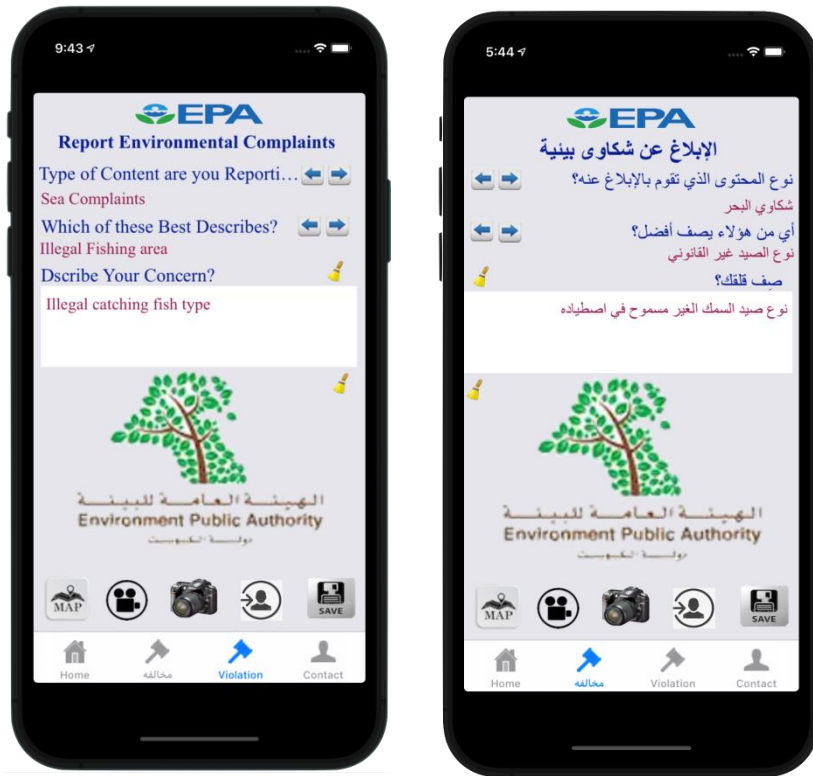


Figure 5

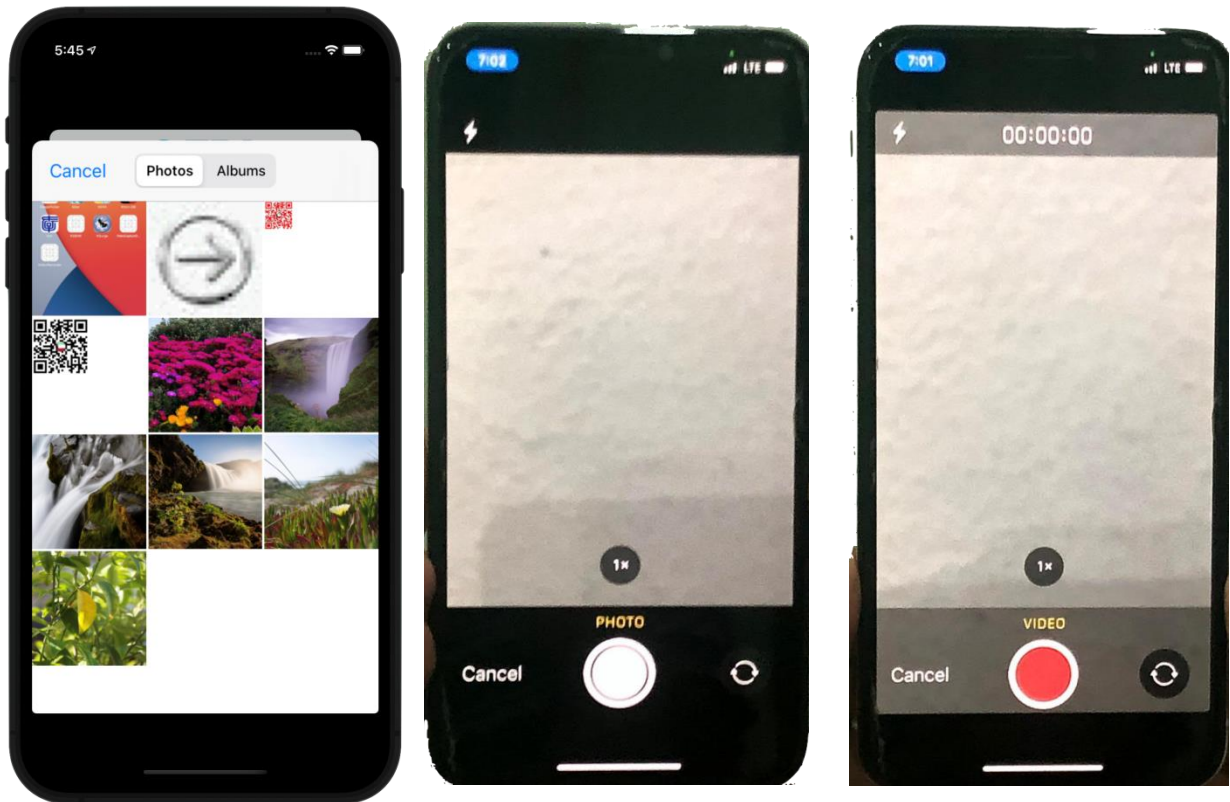


Figure 6

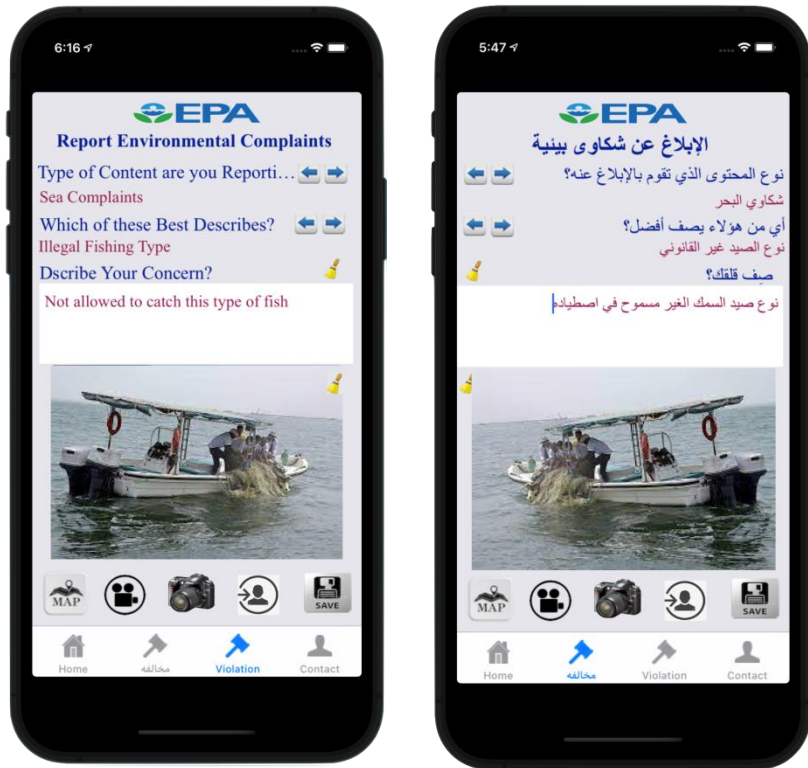


Figure 7

Then user can display the display the GPS location from Google map for his current location of the complaint by select []. Figure 8 will display to show Google map with Current location updated. This location will be automatically include in the Complaint Report.





Figure 8



Finally user can display the complaint report by select []. To the complaint report before sending as shown in Figure 9.

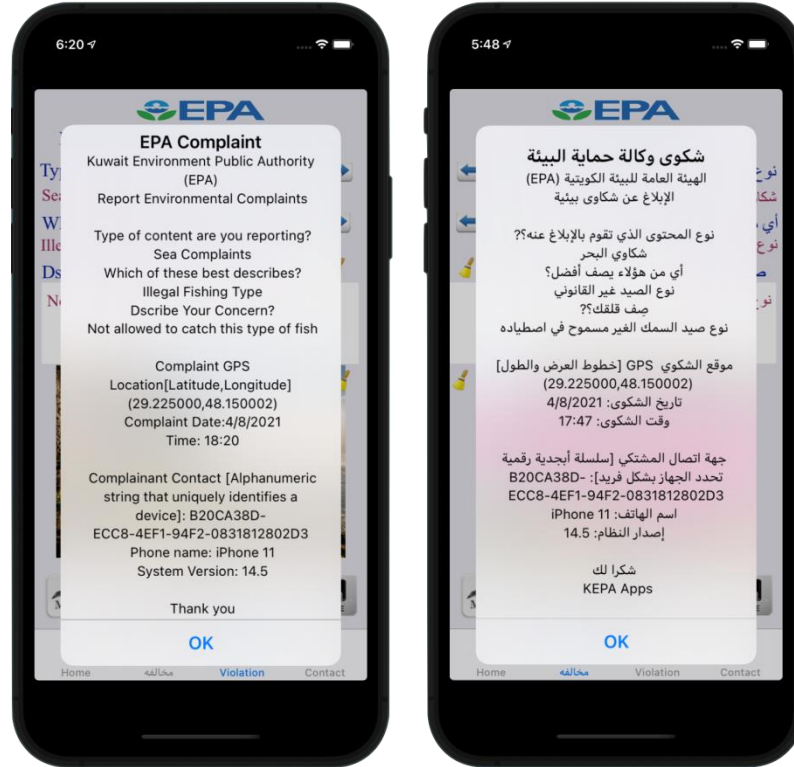






Figure 9

Sending the Complaint Report



User must select [] as shown in Figure 10 to display main data mailing page options as follow:

- Complaint Report can be send by Email in two options as follow
 1. Send email of complaint report with image [] as shown in Figures 11 and 12
 2. Send email of complaint report with attachment Video file [] as shown Figure 13
- Complaint Report can be send by Whatsapp application in three option as follow:
 1. Send Whatsapp of the complaint report [] as shown in Figure 14

2. Send Whatsapp of the complaint Image [] as shown in Figure 14

3. Send Whatsapp of the complaint video [] as shown in Figure 14

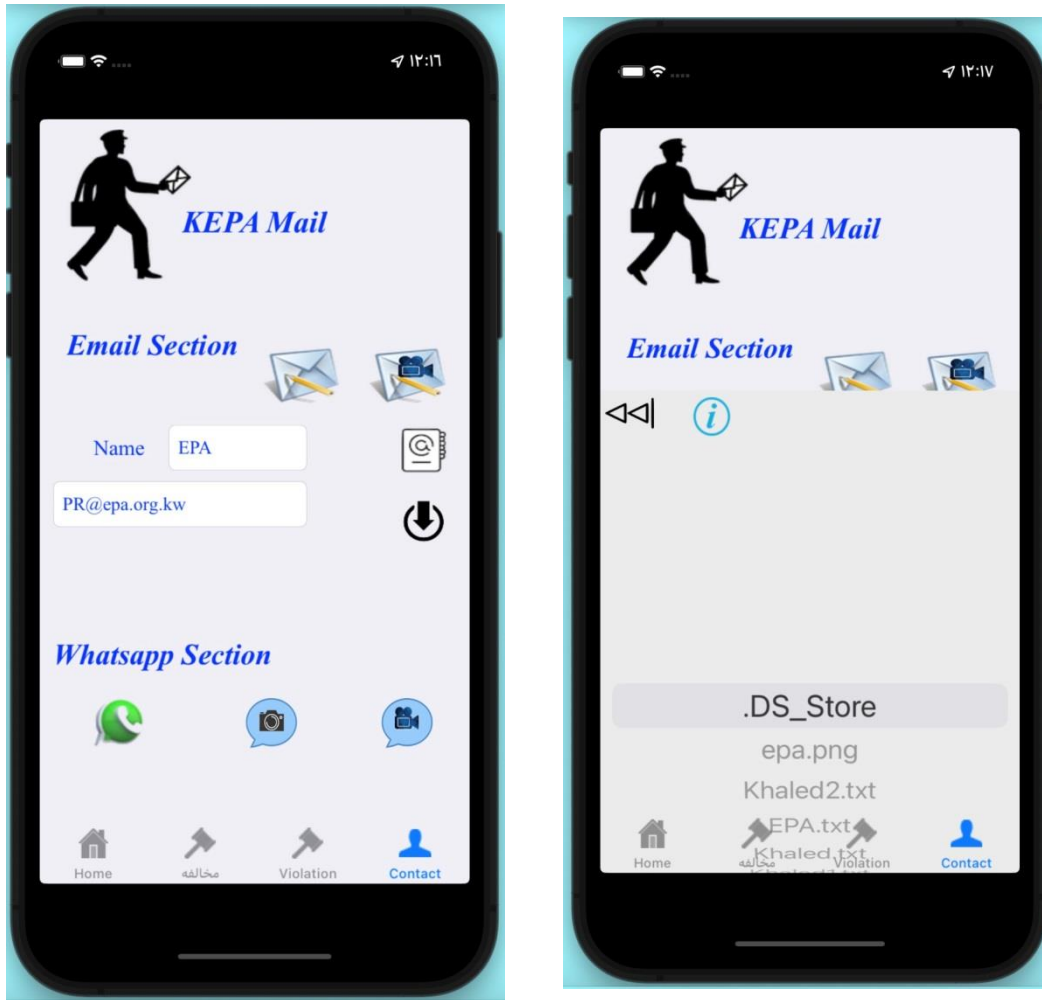


Figure 10

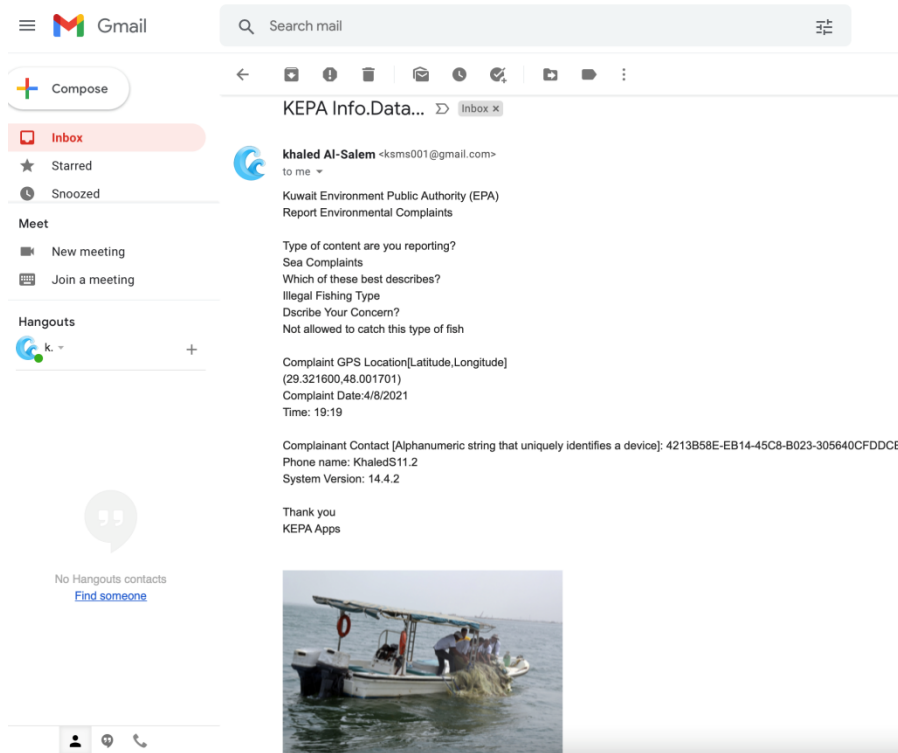


Figure 11

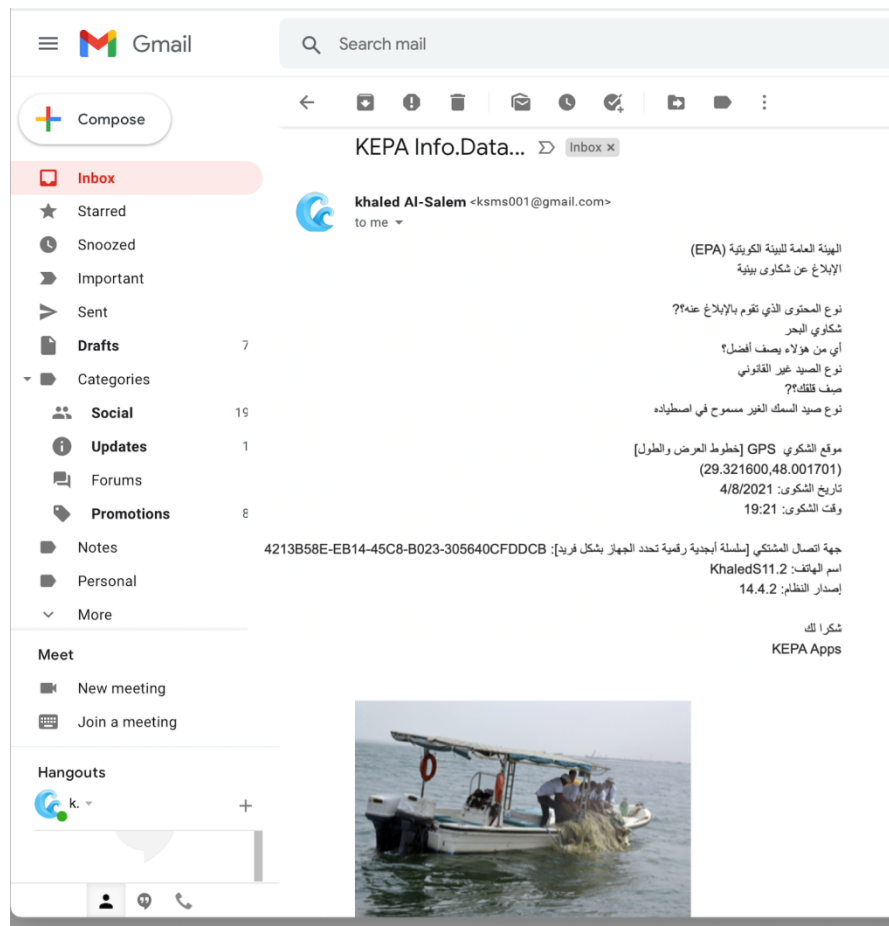


Figure 12

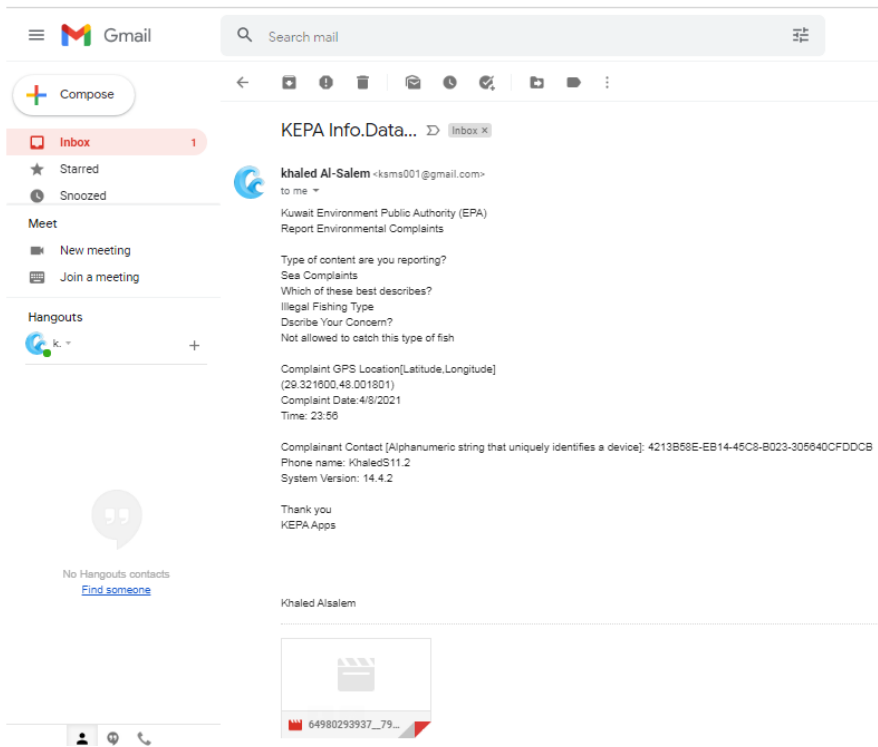


Figure 13



Figure 14