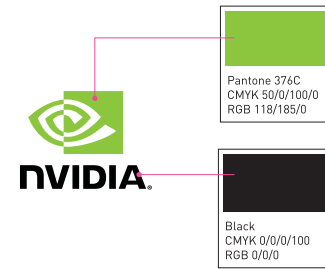


NVIDIA LOGO GUIDELINES AT A GLANCE

PRONOUNCE NVIDIA
[en-VID-eeyah]

NVIDIA is always written in upper case.



NVIDIA Logo
Vertical Orientation (Preferred)

NVIDIA Horizontal Logo
(Use when space constraints do not allow for Vertical Orientation)

NVIDIA Logo Colors
In lieu of the colors listed on this page, PANTONE® colors may be used, the standards for which can be found in the current edition of the PANTONE formula guide. The colors, CMYK and RGB breakdowns shown on this page have not been evaluated by Pantone, Inc., for accuracy and may not match the PANTONE Color Standards. For accurate PANTONE Color Standards refer to the current edition of the PANTONE formula guide. PANTONE® is the property of Pantone, Inc.



For light backgrounds, use the two-color version.

On black, use the two-color version with wordmark in white.

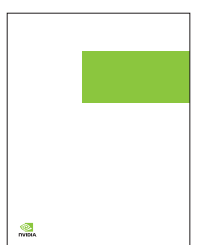
For darker backgrounds, use the two-color version with wordmark in white.

On surfaces with a similar hue to the primary NVIDIA Green, use the single-color version of the logo.

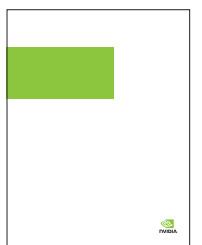
Do not put the logo on a busy background.



Minimum Size
Vertical Orientation (logo is actual size)




Minimum Size
Horizontal Orientation (logo is actual size)



General clear space for NVIDIA logos

Examples of placement in context to the band element



Separating the NVIDIA symbol from the NVIDIA logo requires approval. Contact brand@nvidia.com.

Do not create or use any font for the wordmark.

Do not resize elements independently.

Do not skew or distort the logo.

Do not add effects to the logo.

Do not recolor or modify the color relationship of the eye and NVIDIA.

Do not use less clear space than the minimum requirements allow.


Do not add or subtract elements from the logo.



NVIDIA logo in 3D is no longer in use.



NVIDIA badges are no longer in use.



Limit usage to one logo per page/viewing experience as a best practice.

