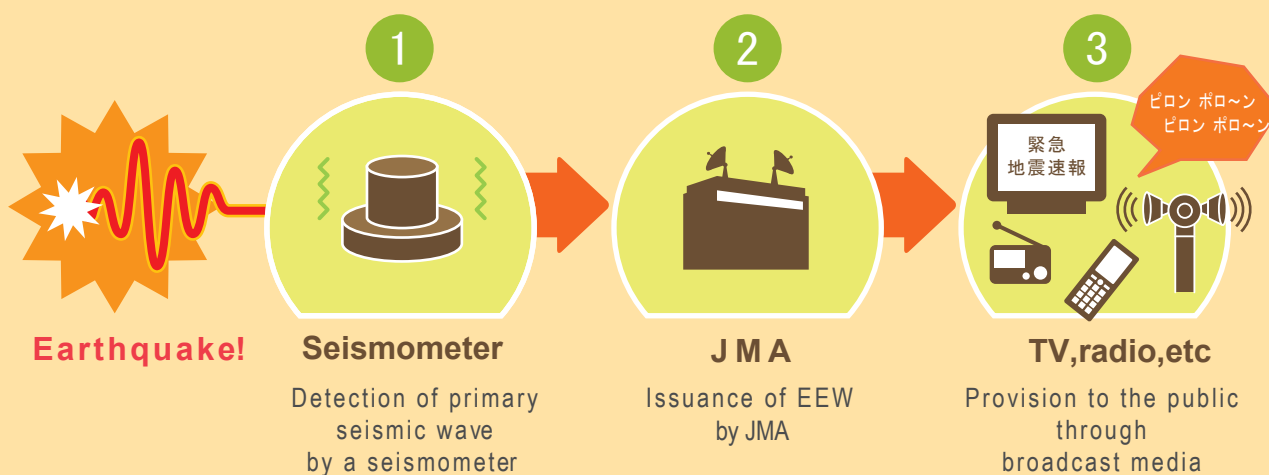


Earthquake Early Warnings

“緊急地震速報 (Kinkyu Jishin Sokuhou)” in Japanese

Forecasts of strong ground motion
caused by earthquakes

Flow of an Earthquake Early Warning



Please note that strong tremors may arrive at the same time as the Earthquake Early Warning in areas that are close to the focus of the earthquake.

Ministry of Land, Infrastructure, Transport and Tourism

Japan Meteorological Agency

Earthquake Early Warning: Dos & Don'ts

Make residences earthquake-resistant and fix furniture to prepare for earthquakes

Call the attention of those around you

If you feel a tremor

Remain calm, and secure your personal safety!

If you see/hear an EEW

After seeing or hearing an Earthquake Early Warning, you have only a **matter of seconds** before strong tremors arrive. This means you need to act quickly to protect yourself.

At Home


- Protect your head and shelter under a table
- Don't rush outside
- Don't worry about turning off the gas in the kitchen



When Driving

- Don't slow down suddenly
- Turn on your hazard lights to alert other drivers, then slow down smoothly
- If you are still moving when you feel the earthquake, pull safely over to the left and stop

Earthquake Early Warning



In Public Buildings

- Follow the attendant's instructions
- Don't rush to the exit




Outdoors

- Look out for collapsing concrete-block walls
- Be careful of falling signs and broken glass



On Buses or Trains

- Hold on tight to a strap or a handrail



In Elevators

- Stop the elevator at the nearest floor and get off immediately



For more information about the Earthquake Early Warning system, please contact the following department or visit the agency's website.

The Earthquake Early Warning system has been made possible through joint technological development by the Japan Meteorological Agency and the Railway Technical Research Institute, as well as through achievements in technological development by the National Research Institute for Earth Science and Disaster Prevention.



Administration Division, Seismological and Volcanological Department
Japan Meteorological Agency
Address: 1-3-4 Otemachi, Chiyoda-ku, Tokyo 100-8122
Phone: 03-3212-8341
Website: <http://www.jma.go.jp/>