



OPEN WING
ALLIANCE®

CAGE-FREE EGG FULFILLMENT REPORT

INTRODUCTION

To date, over 2,300 major food corporations have announced cage-free egg commitments.



What is the Open Wing Alliance?

The Open Wing Alliance (OWA) is a global coalition of organizations working to free hens from cages. Since our coalition started in 2016, we have become a formidable force fighting for the protection of these animals. We now number 80+ organizations spread across 6 continents and 63 countries.

The aim of the OWA is to bring together organizations from around the world working towards a cage-free future, to share knowledge with one another, and to partner with the world's biggest corporations on their goals to move away from cages.

As a result of our collective work, the global cage-free movement is rapidly gaining momentum.

Why Cage-Free?

We chose this mission because, of the 7.5 billion hens farmed globally, more than 6 billion are currently kept in tiny cages. Caged systems are extremely restrictive and painful for hens, keeping them from performing natural behaviors, causing extreme mental frustration, and subjecting them to injuries from the close confinement.

It has been estimated that hens kept in indoor cage-free systems will experience an average of 60% less pain compared to hens kept in cages. For such a small welfare improvement, the benefit to these animals is significant.

This is why it is important that food companies of all sizes—and from all around the world—rapidly move away from cages.

Companies Transitioning to Cage-Free at Astonishing Rates

To date, over 2,300 major food corporations have announced cage-free egg commitments, and the speed at which these companies are completing their transitions away from cage systems is increasing year over year. According to last year's Fulfilment Report, as of April 2021, 85% of cage-free egg commitments with deadlines of 2020 or earlier had been fulfilled.

Since last year's report was released, we have seen an increase in companies reporting progress and fulfilling their commitments. As of April 2022, 88% of cage-free egg commitments with deadlines of 2021 or earlier have been fulfilled.

Looking Ahead to 2025

This report shows the current progress of cage-free egg commitments fulfilled, reporting, and not reporting up to the end of 2021. We also look ahead to 2025, anticipating that this deadline will be a huge milestone towards securing a cage-free future for laying hens. Because this was the agreed-upon deadline for the majority of cage-free egg commitments, we predict a huge increase in the number of commitments that should be fulfilled by then.

OVERALL

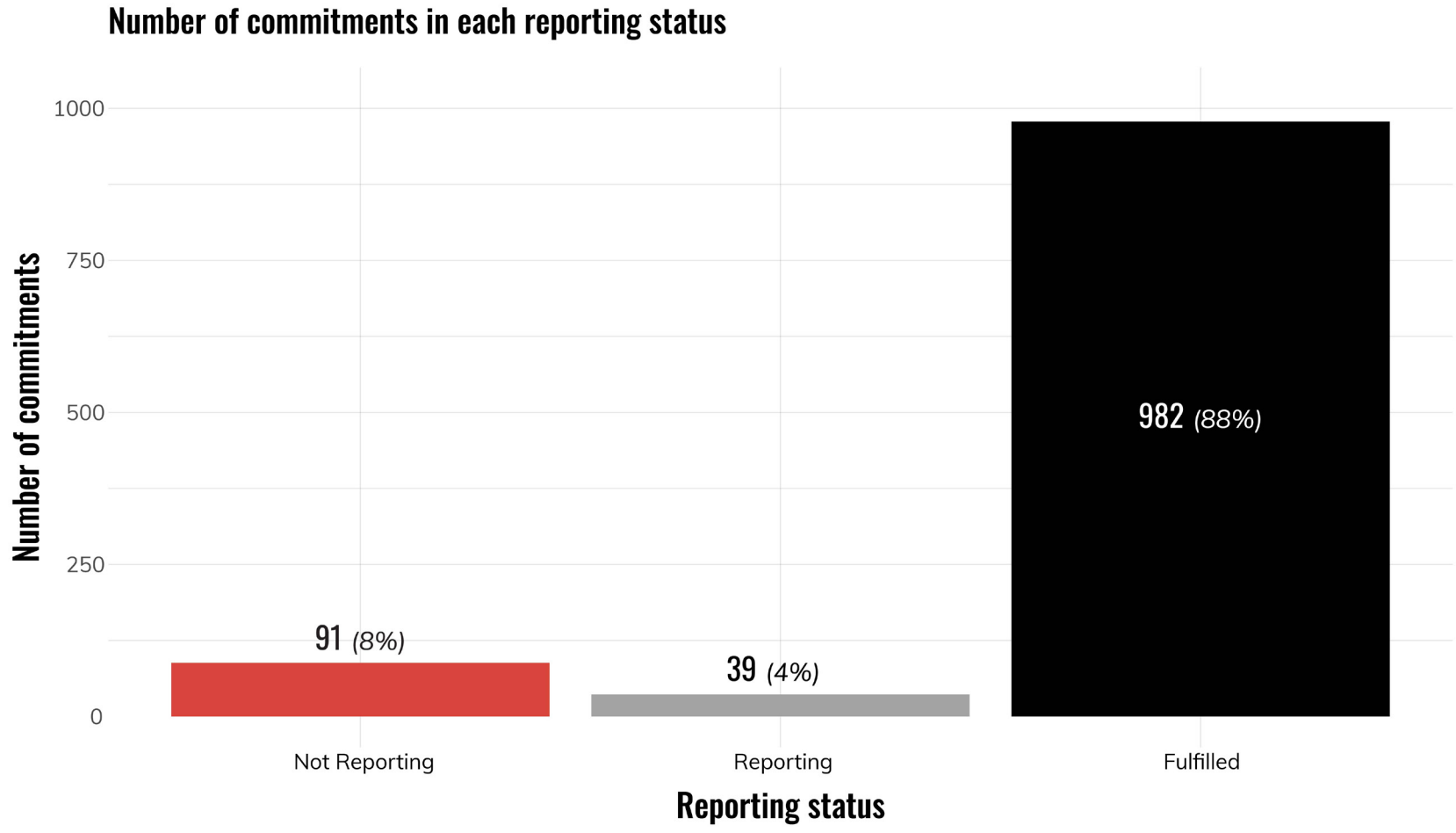


FIGURE 1

NUMBER OF COMMITMENTS IN EACH REPORTING STATUS

This graph gives an overall look at the fulfillment progress of cage-free egg commitments with a commitment deadline of 2021 or earlier. The bars show the number and percent of commitments that are either completely fulfilled (“Fulfilled”), partially fulfilled (“Reporting”), or still lacking a public report on the fulfillment status (“Not Reporting”). Percentages may not sum exactly to 100% due to rounding. Supporting data is available at chickenwatch.org.

INDUSTRY

Number of commitments in each reporting status, by industry

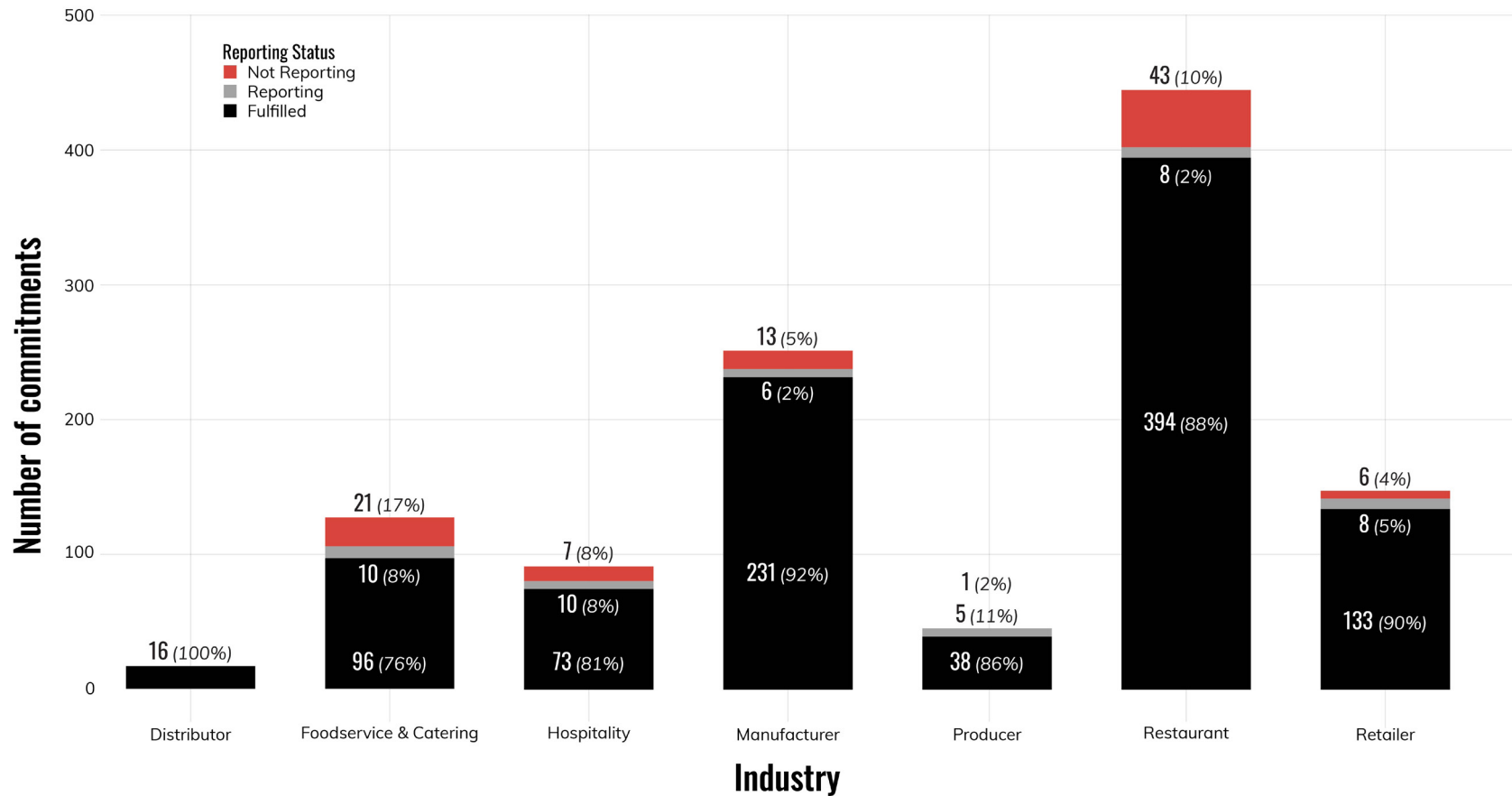


FIGURE 2

NUMBER OF COMMITMENTS IN EACH REPORTING STATUS, BY INDUSTRY

This graph shows industry fulfillment progress of corporate cage-free egg commitments with deadlines of 2021 or earlier. They denote the industry of the company making the commitment, and the colors on each segment indicate fulfillment status. The labels on each segment indicate the number and percent of commitments that are either completely fulfilled (“Fulfilled”), partially fulfilled (“Reporting”), or still lacking a public report on the fulfillment status (“Not Reporting”). Percentage may not sum exactly to 100% due to rounding. Some commitments apply to multiple industries, so the total commitments in this figure is greater than the total individual commitments. Supporting data is available at chickenwatch.org.

DEADLINE

Number of commitments in each reporting status, by commitment deadline

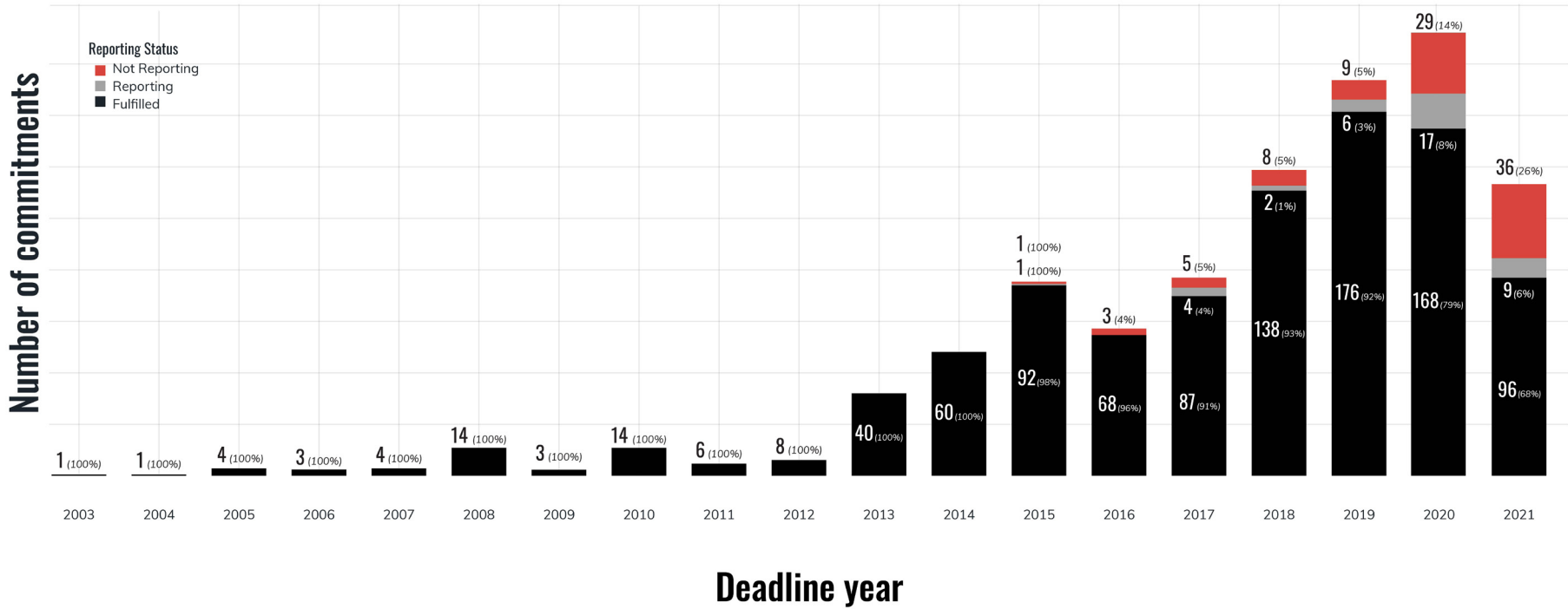


FIGURE 3

NUMBER OF COMMITMENTS IN EACH REPORTING STATUS, BY COMMITMENT DEADLINE

The graph shows fulfillment progress of corporate cage-free egg commitments with deadlines of 2021 or earlier. The bars denote the published deadline year, and the colors on each segment indicate fulfillment status. The labels on each segment indicate the number and percent of commitments that are either completely fulfilled (“Fulfilled”), partially fulfilled (“Reporting”), or still lacking a public report on the fulfillment status (“Not Reporting”). Percentages may not sum exactly to 100% due to rounding. Supporting data is available at chickenwatch.org.

FULFILLMENT

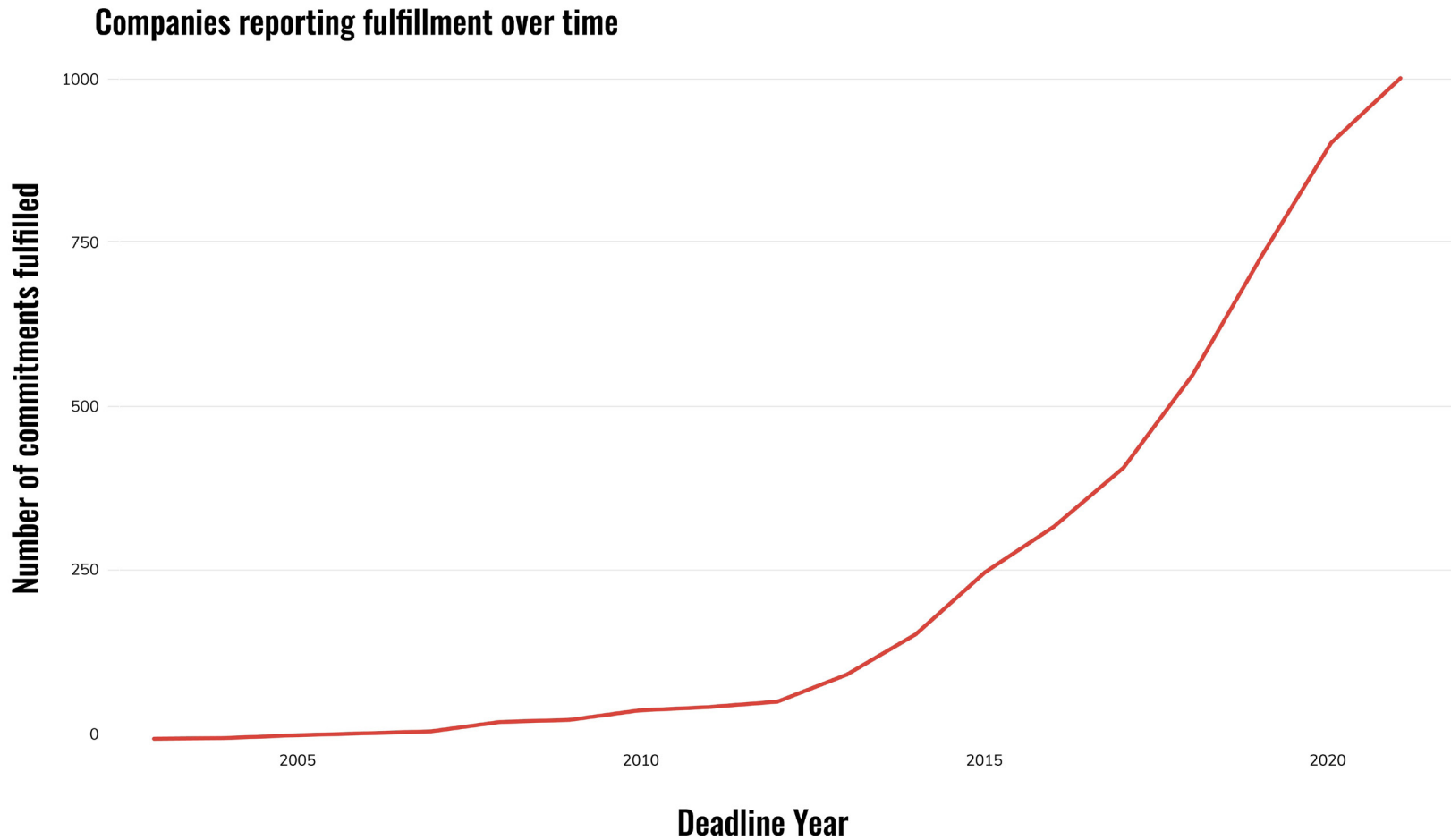


FIGURE 4

COMPANIES REPORTING FULFILLMENT BY DEADLINE YEAR

This graph shows the number of companies reporting fulfillment of their cage-free egg commitments, for commitments with deadlines of 2021 or earlier. The line represents the cumulative number of cage-free egg commitments fulfilled by year, up to 2021. Supporting data is available at chickenwatch.org.

CONCLUSION

The statistics represented in this report show that the cage-free egg fulfillment rate has increased since last year, showing the exponential growth of the cage-free hen population. Cage-free commitments are being fulfilled across all food industries.

Consumers are both aware of and concerned about cage-free issues, and these numbers show that the number of companies using cage-free eggs or transitioning to cage-free supplies is continuously increasing. Companies that are not using cage-free eggs, that have no commitment to do so, or that have fallen behind on their commitment, are in the minority.

Based on the final graph, and looking ahead to 2025, we anticipate a significant rise in global cage-free progress. The number of companies that have cage-free commitments with deadlines between 2021 and 2025 is almost double the number of companies that have cage-free commitments with deadlines prior to 2021. Last year, the OWA began to seek corporate accountability from companies with commitments to go cage-free by 2025, and we are already seeing an increase in companies that are reporting progress towards this goal. This is essential for consumer awareness and public accountability on issues of animal welfare.

We intend to continue advocating for cage-free progress, and we expect to see all commitments due by 2025 fulfilled on time.