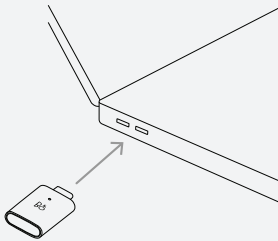


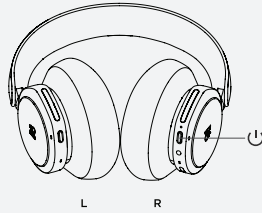
I.

INSERT DONGLE IN COMPUTER



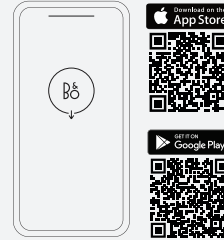
II.

TURN ON YOUR BEOCOM PORTAL WITH A SINGLE PRESS



III.

SET UP IN THE BANG & OLUFSEN APP



IV.

READY TO WORK



BANG & OLUFSEN APP

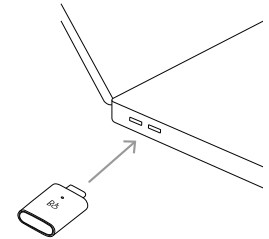
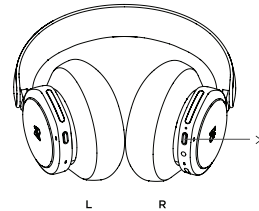


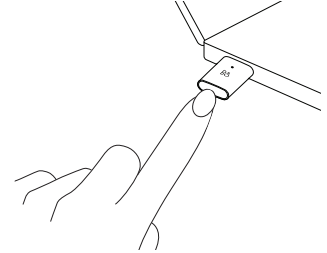
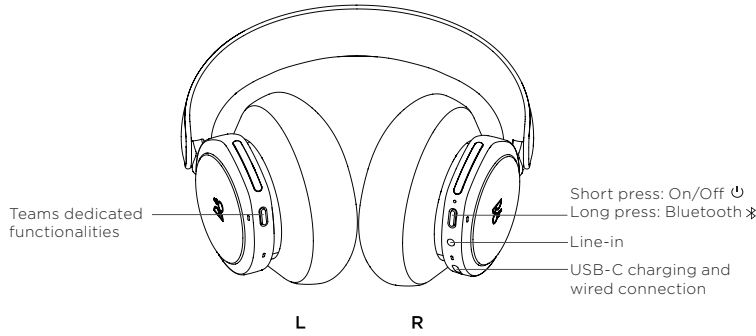
Product settings, feature updates, and software updates



Beosonic

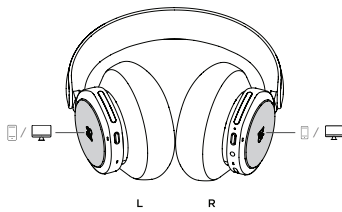
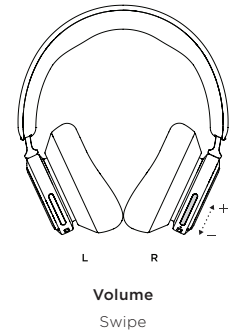
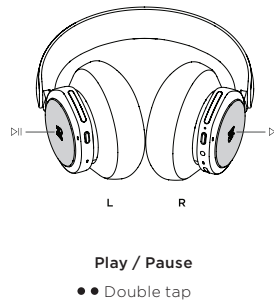
AUTOMATIC PAIRING



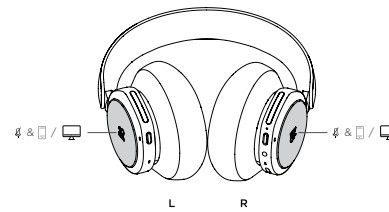


- Long press (blinking blue light): Pairing
- Single press: Search and cancel pairing

DAILY USE



- Call**
- Accept ●● Double tap
- Reject Tap and hold



- In Call**
- Mute/Unmute ●● Double tap
- End call Tap and hold