



Using your keyboard and mouse

Magic Keyboard and Magic Mouse are already paired with your iMac. To turn on, slide the switch so that green is visible. To charge or pair them again, use the included USB-C to Lightning Cable.




To learn more about setting up and using your iMac, get the *iMac Essentials* guide at support.apple.com/guide/imac.

For detailed support information, go to support.apple.com/mac/imac.
To contact Apple, go to support.apple.com/contact.


 **iMac**



Welcome to your iMac
Press the power button on the back.
Setup Assistant will get you started with macOS.



Headphone



Thunderbolt / USB 4