

Hello.

Quick Start Guide

Welcome to your new Mac mini.

Let us show you around.

This guide shows you what's on your Mac, helps you set it up, and gets you up and running with tips for the apps you'll use every day.

Gigabit Ethernet
Connect to the Internet or a local network

HDMI
Connect to your HDTV

USB 3
Charge devices, connect external storage, and more

SDXC
Transfer photos from your camera's memory card

Power button
Built-in power supply



Audio in

FireWire 800
Connect external hard drives and more

Thunderbolt
Connect external displays and high-performance devices

Headphone
Plug in headphones or external speakers



To learn more about ports and connectors, go to support.apple.com/kb/HT2494.

HDMI to DVI
adapter



AC power
cord



Removable panel



Let's get started

Press the power button to start up your Mac mini, and Setup Assistant guides you through a few simple steps to get you up and running quickly. It walks you through connecting to your Wi-Fi network and creating a user account for your Mac. And it can even transfer your documents, email, photos, music, and movies to your new Mac from another Mac or PC.

You can sign in with your Apple ID in Setup Assistant. This automatically sets up your account in the Mac App Store and the iTunes Store, and in apps like Messages and FaceTime, so they're ready the first time you open them. It also sets up iCloud, so apps such as Mail, Contacts, Calendar, and Safari have all your latest information waiting for you. If you don't have an Apple ID, you can create one in Setup Assistant.

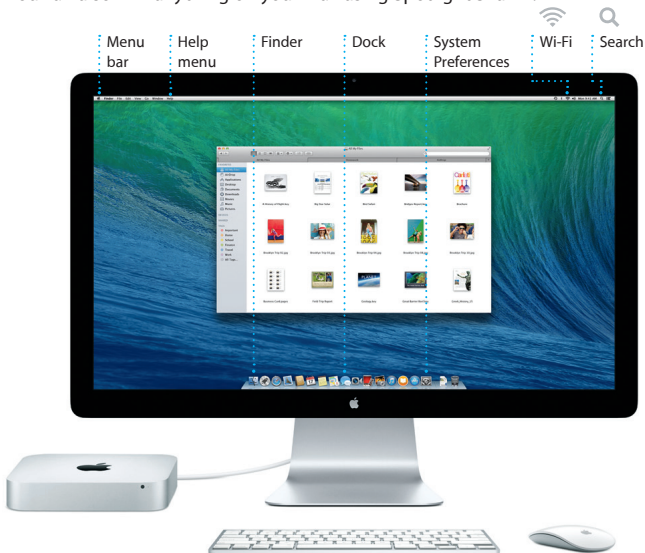


To learn more about transferring files to your new Mac, go to support.apple.com/kb/HT4889.

Get to know your desktop

The desktop is where you can find everything and do anything on your Mac. The Dock at the bottom of the screen is a handy place to keep the apps you use most. It's also where you can open System Preferences, which lets you customize your desktop and other settings on your Mac. Click the Finder icon to quickly get to all your files and folders.

The menu bar at the top has lots of useful information about your Mac. To check the status of your wireless Internet connection, click the Wi-Fi icon. Your Mac automatically connects to the network you chose during setup. You can also find anything on your Mac using Spotlight Search.



Keep your devices working together with iCloud

iCloud lets you access your music, photos, calendars, contacts, documents, and more from your Mac, iPhone, iPad, iPod touch, and even your PC. And it keeps everything up to date automatically. Buy a song on one device, and it's instantly available on all your other devices. Create a new Pages document on your Mac, and you can make edits with your iPad on the go. Take a photo with your iPhone, and it automatically appears in iPhoto on your Mac. iCloud can even help you locate and protect your Mac if you ever misplace it. To choose the iCloud features you want to enable, select System Preferences in the Dock and click iCloud.



Quickly find the app you want

Your Mac comes with great apps you can use to make the most of your photos, create documents, browse the web, manage your schedule, and more. Launchpad is where you can easily find all the apps on your Mac. Click the Launchpad icon in the Dock to see a full-screen display of all your apps. Arrange apps any way you want, group them in folders, or delete them from your Mac. When you download an app from the Mac App Store, it automatically appears in Launchpad.

Open Launchpad

Click the Launchpad icon in the Dock.

Folders

Group apps in folders by dragging one app on top of another.



An important note

Please read this document and the safety information in the *Important Product Information Guide* carefully before you first use your computer.

Learn more

You can find more information, watch demos, and learn even more about Mac mini features at www.apple.com/mac-mini.

Help

You can often find answers to your questions, as well as instructions and troubleshooting information, in Help Center. Click the Finder icon, click Help in the menu bar, and choose Help Center. You can also use Safari to get online help.

OS X Utilities

If you have a problem with your Mac, OS X Utilities can help you restore your software and data from a Time Machine backup or reinstall OS X and Apple applications. If your Mac detects a problem, it opens OS X Utilities automatically. Or you can open it manually by restarting your computer while holding down the Command and R keys.

Support

Your Mac mini comes with 90 days of technical support and one year of hardware repair warranty coverage at an Apple Retail Store or an Apple Authorized Service Provider. Visit www.apple.com/support/macmini for Mac mini technical support. Or call [1-800-275-2273](tel:1-800-275-2273). In Canada, call [1-800-263-3394](tel:1-800-263-3394).

Not all features are available in all areas.

TM and © 2013 Apple Inc. All rights reserved. Designed by Apple in California. Printed in XXXX.
034-7228-A



Safari

Safari is the best way to surf the web on your Mac. Start by typing a search term or web address in the Smart Search field—it knows the difference and will send you to the right place. You can save pages to your Reading List to read later, and

check out Shared Links for pages posted by people you follow on Twitter and LinkedIn. And Safari works with iCloud to keep your bookmarks, Reading List, and website passwords up to date across all your devices.



Top Sites

Click to see previews of the websites you visit most often.



Share

Easily send webpages or share them with your social networks.

Sidebar

Your bookmarks, Reading List, and Shared Links appear in the Sidebar.

www.cntraveller.com recommended/itineraries/las-vegas-to-new-mexico-road-trip — Road trip from Las Vegas to New Mexico, Photo 1 of 13 | Condé Nast Traveller

Condé Nast Traveller

IN THIS ISSUE
The Hot List
The world's most exciting new hotels

Guides | Recommended | Photos | Magazine | News | Advice | Bookings

Home - Recommended - the best of everything | Travel Itineraries | Leaving Las Vegas

Leaving Las Vegas
Photo by Brown Cannon III

USA At Kayenta I went north on 163 to Monument Valley. It was late afternoon, the low-lying light turning the desert floor and the air above into bands of red and blue. The russet

Condé Nast Traveller
SUBSCRIBE NOW



Mail

Mail lets you manage all your email accounts from a single, ad-free inbox, even when you're not connected to the Internet. It works with popular email services like Gmail, Yahoo! Mail, and AOL

Mail. You can also use Mail for the free iCloud.com email account you get with iCloud. The first time you open Mail, Setup Assistant helps you get started.



One-stop email

View all your accounts in Mail for one-click access.



Conversation view

See all the email messages from a conversation thread.



Search

Quickly narrow search results to find exactly what you want.

The screenshot shows the Mail application interface. On the left is a list of email threads, and on the right is a detailed view of a selected conversation.

Left Panel (Email List):

- Graham McBride** 9:37 AM
 - Meeting changed
 - I just wanted to let you know that the meeting we scheduled for Wednesday has been moved to...
- Danielle Durr** 9:25 AM
 - Creative brief
 - Hi, all. The brief for next month's kickoff is attached. Please take note of the dates, as the turnaround...
- Bhair Lockhart** 9:12 AM
 - Sun, sand, and surf
 - Here's a photo of us on our last day in Oahu. What a trip this has been! You would not believe how...
- Gilbert Solano** 9:52 AM
 - Re: Recipe
 - Those are difficult to mess up, so I think you'll be OK. I don't have the recipe here at the office...
- Yuan Zhou** 9:23 AM
 - Bike ride
 - Here are the details for our bike ride tomorrow night. I thought we'd switch it up this week and take a...
- Luci Meinarth** 9:14 AM
 - Photos of the girls
 - Hey there, everyone. We took these photos of the girls this morning and had to share them. Mexico is...
- Erin Steed** 7:24 AM
 - Guatemala Trip Photos
 - Hi, Michael. Here's a photo of us on one of our many excursions through the countryside of Guatemala. We had the most awesome week. Wish you could've come along. Hope all is well back home.
- Levi Torres** 7:05 AM
 - Save the date
 - Team: Our annual office shindig is next Friday at 8:00pm. It looks like we'll have a decent turnout...
- Karl Bohn** Yesterday
 - Re: Concert tonight
 - That sounds great. I can be there by 7:30 p.m. I'm pleased to see the show. Thanks, see you soon!
- Derrick Thornton** Yesterday
 - Design class
 - If anyone is interested in today's design class, drop by the studio and sign up before 5:00 p.m.
- Enrique de la Huelga** Yesterday
 - Out
 - Hi. It's supposed to be sunny all week. We should try to hit the back runs on Tuesday on Wednesday...
- Zach Friedman** Yesterday
 - Books

Right Panel (Conversation View):

Erin Steed June 10, 2013 7:24 AM
 Re: Guatemala Trip Photos
 To: Michael O'Neal
 Cc: Michael O'Neal, Kevin Britton

That's a great idea, Ryan. We can start looking at dates next week. It will be even more fun with all four of us.

Ryan Orr June 10, 2013 7:22 AM
 Re: Guatemala Trip Photos
 To: Michael O'Neal
 Cc: Erin Steed, Kevin Britton

Yeah, you'd definitely love it, Michael. We spent most of the vacation hiking, but we had a few days where we just hung out in the city. If we put a trip together for next year, I'm definitely in. Take it easy!

- Ryan

Erin Steed June 10, 2013 7:11 AM
 Re: Guatemala Trip Photos
 To: Michael O'Neal
 Cc: Ryan Orr, Kevin Britton

1 Attachment, 1 @ M | Save | Quick Look

Hi, Michael. Here's a photo of us on one of our many excursions through the countryside of Guatemala. We had the most awesome week. Wish you could've come along. Hope all is well back home.



Calendar

Keep track of your busy schedule with Calendar. You can create separate calendars—one for home, another for school, and a third for work. See all your calendars in a single window, or choose to see just the ones you want. Create and send invitations, then see who

has responded. Add a location to an event, and Calendar will include a map, calculate travel time, and even display the weather forecast. Use iCloud to automatically update calendars on all your devices or share calendars with other iCloud users.

Add an event

Double-click in a calendar to create a new event.

Event inspector

Calendar shows an event's location on a map and calculates travel time.

Calendar view

Select the view you prefer—day, week, month, or year.

Calendars + Day Week Month Year

June 2013

Today

all-day

8:00 AM

8:00 AM

9:00 AM

10:00 AM

10:30 AM

11:00 AM

11:30 AM

Noon

1:00 PM

2:00 PM

2:30 PM

3:00 PM

3:30 PM

4:00 PM

5:00 PM

5:30 PM

6:00 PM

7:00 PM

8 AM Weekly Staff Meeting

9 AM Marathon Training

7:00 AM Breakfast with Andrew

8 AM Community Service Event Community Center

10 AM Neighborhood Council Community Center

10:30 AM Client Pitch

10:15 AM Work on Presentation for Conference

10 AM Prepare Training Plan My office

11:30 AM Lunch with Kirk (Suburbs 50 New Montage)

1:30 PM Soccer Time

1 PM Workshop at Museum (The Young Museum 16-72 Hightown Ties Garden Dr San Francisco CA 94116)

2 PM Adam's Birthday Party Adam's house

2 PM Pick Up Camera Rental

2 PM Yoga

2 PM Lunch with Sydney

3 PM Soccer Practice Memorial Park

3:30 PM Softball Practice

5 PM Softball Practice

5 PM Adam's Piano Lesson

Workshop at Museum

The Young Museum
16-72 Hightown Ties Garden Dr
San Francisco CA 94116

all-day:

from: 06/11/2013 1:00 PM

to: 06/11/2013 3:00 PM

repeat: None

travel time: 21 minutes

allow: None

show as: Busy

Add Invitations

Add Notes, Attachments, or URLs

Map view of the location in San Francisco, CA.



Maps

Explore new destinations and get directions on your Mac with Maps. View locations using standard or satellite imagery, or use Flyover to soar through select cities in photorealistic 3D. You can look up information for local points of interest like restaurants and hotels,

and Maps shows you phone numbers, photos, and even Yelp reviews. Once you find your destination, Maps provides point-to-point directions that you can send to your iPhone for turn-by-turn voice navigation.



Directions

Maps provides detailed directions, including traffic information.



Bookmarks

Bookmarks are pushed to all your devices.

Send to iPhone

Send directions to your iPhone for voice navigation on the way there.

Start: California Academy of S
End: Seven Hills

2 of 3 Suggested Routes
17 miles — 42 mins — Both It

California Academy of Sciences —
59 Music Concourse Dr, San
Francisco, CA 94118, United States

0.4 miles
At the end of the road, turn right
onto John F. Kennedy Dr

0.3 miles
Continue onto Kennedy Dr

207 ft
Continue onto Oak St

0.5 miles
Turn left onto Masonic Ave

0.9 miles
Turn right onto Euclid Ave

1.4 miles
Turn left onto Van Ness Ave

0.4 miles
Turn right onto Pacific Ave

0.3 miles
Turn right onto Hyde St

63 ft
Arrive at the destination

Seven Hills — 1550 Hyde St, San
Francisco, CA 94109-3114, United
States



iBooks

iBooks is a novel way to download and read books. It includes the iBooks Store, where you can download the latest best-selling books or your favorite classics. Click a book to open it. Flip through

pages with a swipe or a click. It's easy to add notes and bookmarks, and even highlight passages. Books purchased from the iBooks Store are available on your Mac and iOS devices.

iBooks Store

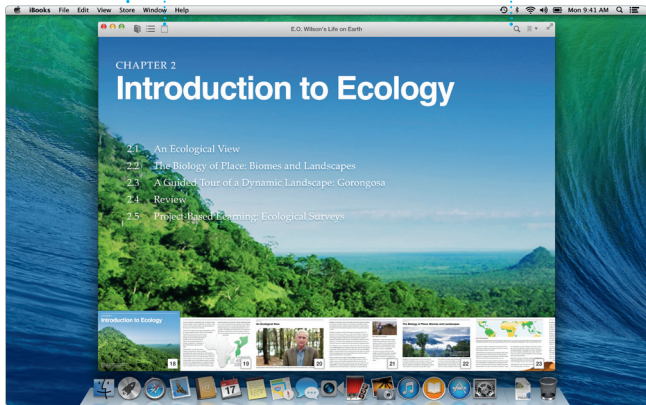
Books downloaded from the iBooks Store are stored in iCloud.

Notes Panel

View and edit all your notes and highlights in one place.

Search

Quickly search through an entire book for a word or phrase.





iTunes for Mac makes it easy to enjoy your favorite music, movies, TV shows, and more. iTunes includes the iTunes Store,

where you can find new favorites and download them with a click. In addition, iTunes includes iTunes Radio, a new way to discover music.



Your library

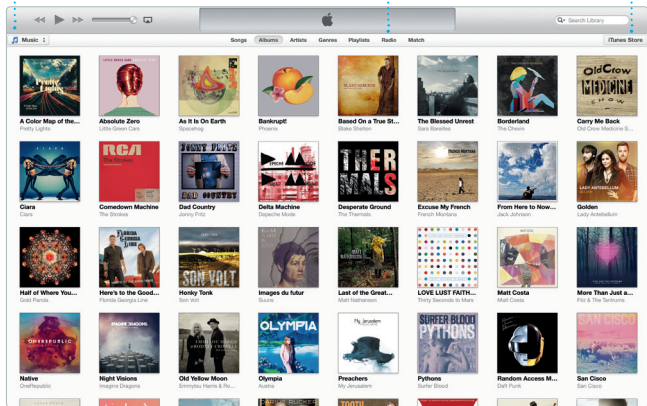
View your music, movies, TV shows, podcasts, and more.

iTunes Radio

Choose from hundreds of stations or start a new one from your favorite artist or song.

iTunes Store

Discover and buy new music, movies, and more.





iPhoto, iMovie, and GarageBand

iPhoto, iMovie, and GarageBand give you amazing ways to create and share your photos, movies, and music. iPhoto helps you organize your library by Faces, Places, and Events, and create gorgeous photo

books, cards, and calendars. iMovie lets you turn your home videos into epic movie trailers. And GarageBand has everything you need to learn to play an instrument, write music, or record a song.



Events

Simply move your cursor to quickly skim through the photos in any Event.



Projects

Easily create and order personalized books, cards, and calendars.



Share

Post your favorites to Facebook or share them with iCloud or Messages.

The screenshot shows the iPhoto application interface with a grid of 15 photo events. Each event is represented by a thumbnail image and a caption below it. The events are:

- Picnic
- Guatemala
- Little Pilots
- Winter Wonderland
- Winter Trip
- School Play
- Cruise
- The Great Outdoors
- Adventures
- Visiting Kevin
- Summertime
- Dude Ranch
- Fine Dining
- Scooter Tours
- Carnival

At the bottom of the interface, there is a navigation bar with icons for Search, Zoom, Events, Faces, Places, Albums, Projects, Info, Edit, Create, Add To, and Share.



Pages, Numbers, and Keynote

Create stunning documents, spreadsheets, and presentations on your Mac. Beautiful templates give you a great head start—simply add your own words and photos. And customizing everything is a snap

with the new context-sensitive Format Panel. You can even open and edit Microsoft Office files. And you can quickly and easily share a link to your work via Mail or Messages, right from your toolbar.



Add graphics and more

Create media-rich documents with images, movies, charts, and more.



Share

Easily share a link to your work with Mail or Messages.

Format Panel

Your tools are just a click away with the intelligent Format Panel.

The screenshot shows the Pages application window. The main content area displays a magazine page titled "Kite Lines" with a large, colorful kite illustration. The page includes the text "INTERNATIONAL KITE ENTHUSIASTS" and "SPRING/SUMMER". A red box at the bottom right of the page says "INSIDE: FESTIVAL & EVENT GUIDE". The left sidebar shows a preview of the magazine cover and a list of pages. The right sidebar shows the Format Panel with options for Heading, Font (Avenir Next, Regular, 22), Alignment, Spacing (0.8), and Lists (None).



Mac App Store

The Mac App Store is the best way to find and download apps for your Mac, from games and social networking to productivity apps and more. In one step, new apps install and appear in Launchpad. You can install apps on every Mac authorized

for your personal use and even download them again. The Mac App Store lets you know when app and OS X updates are available, and can even update your apps automatically. Open the Mac App Store by clicking its icon in the Dock.



Discover new apps
Browse thousands of apps and download them straight to Launchpad.



Always up to date
Updates to your purchased apps and OS X appear automatically.

