





Interactio Integration Guide

Index

For Windows Users	3
To listen to the interpretation via your PC/laptop	3
To listen to the interpretation via your phone/tablet	6
For macOS Users	9
To listen to the interpretation via your PC/laptop	9
To listen to the interpretation via your phone/tablet	11

We are so happy you trusted Interactio with your event. Interactio team is here to support your experience every step of the way. To receive interpretation, you can use your computer/laptop or your mobile device. Please, follow the guidelines based on the operating system you use - macOS/Windows/iOS/Android - and the device you choose to use to listen to the audio interpretation.

For Windows Users

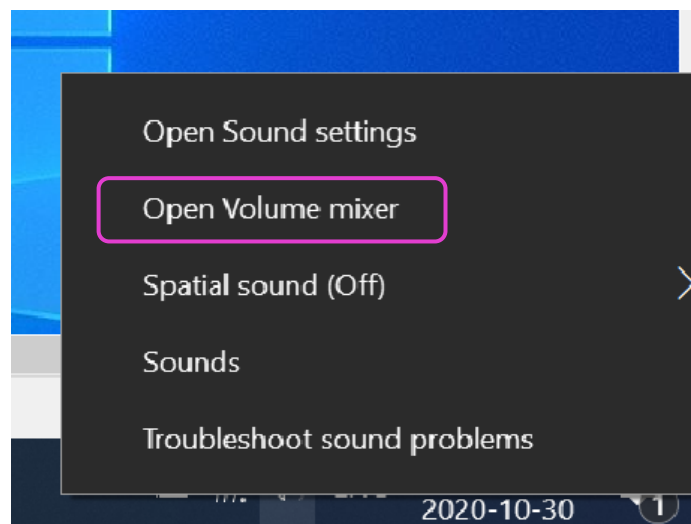
To listen to the interpretation via your PC/laptop

Follow these steps below on your laptop/pc

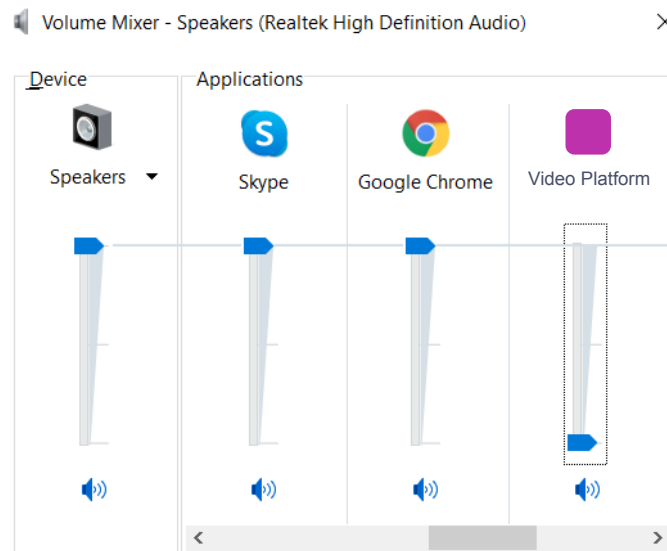
1. Open Video conference link
2. Right-click a speaker icon on the lower right side of the PC.



3. Right-click Volume mixer



4. Mute Remo by sliding down the slider




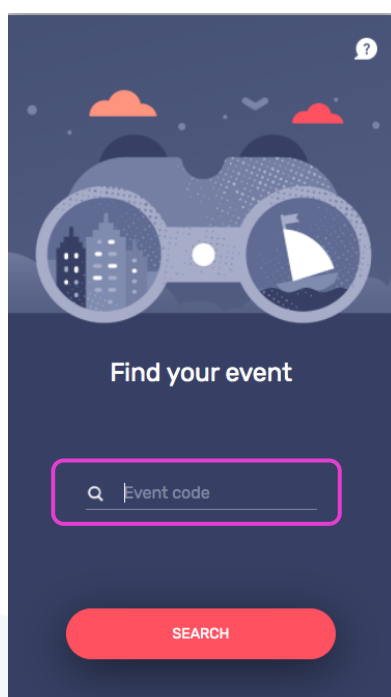
5. Open a new window (not a new tab) in the browser

6. Type in app.interactio.io

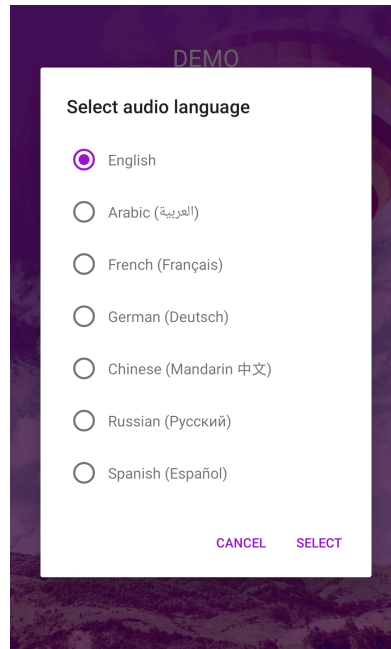
7. Log in your event with the Code Wikimania2021

8. Don't forget to press Search

9. Press the Play button



10. Select the language



11. Minimize but do not close the Interactio window

12. Watch, speak, and interact with Remo as usual

Enjoy your event! 🤖

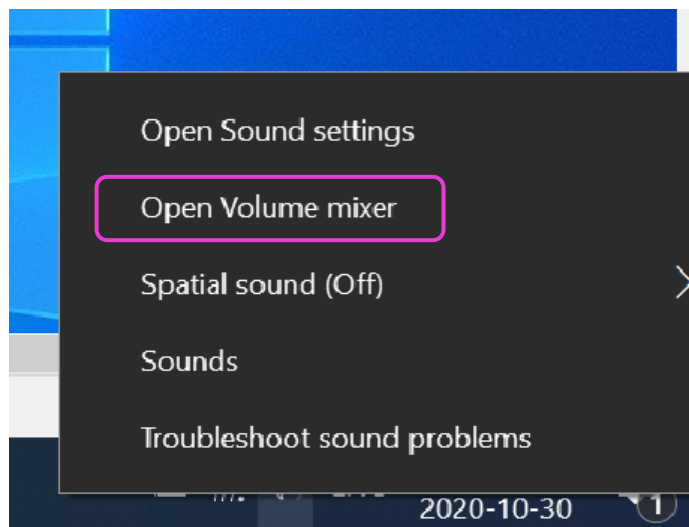
To listen to the interpretation via your phone/tablet

Follow these steps below on your laptop/pc

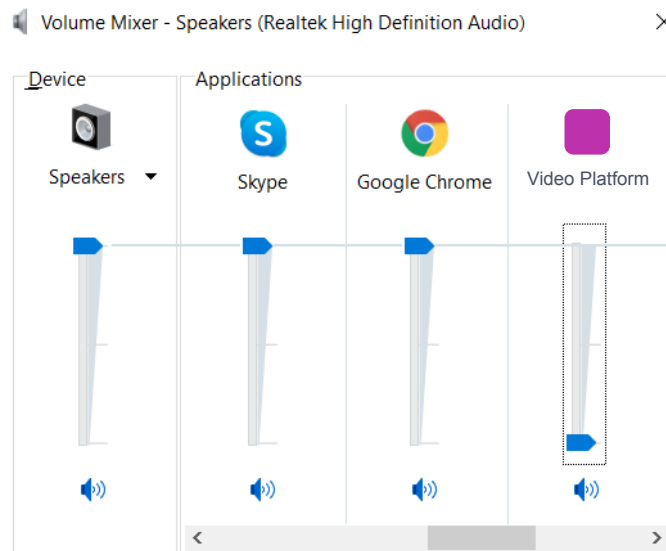
1. Open Video conference link
2. Right-click a speaker icon on the lower right side of the PC.



3. Right-click Volume mixer


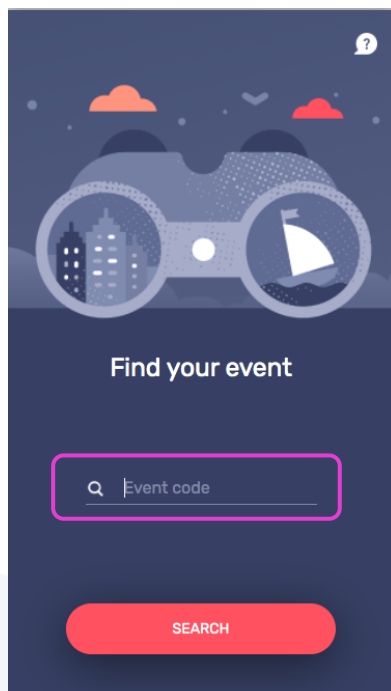


4. Mute Remo by sliding down the slider

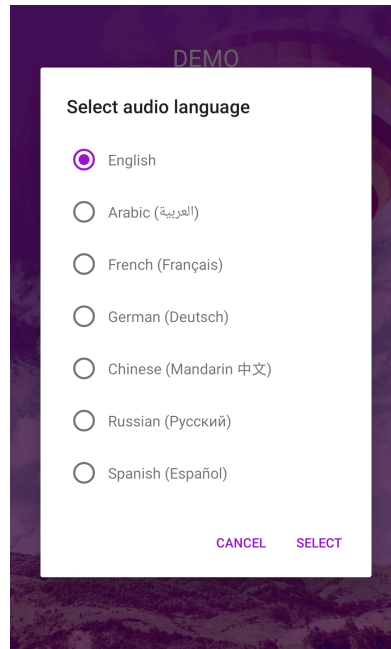


Follow these steps below on your mobile device

5. Download Interactio App on [Android](#) or [iOS](#)
6. Log in your event with the Code Wikimania2021
7. Don't forget to press Search
8. Press the Play button



9. Select the language



10. Minimize but do not close the Interactio window

11. Watch, speak, and interact with Remo as usual

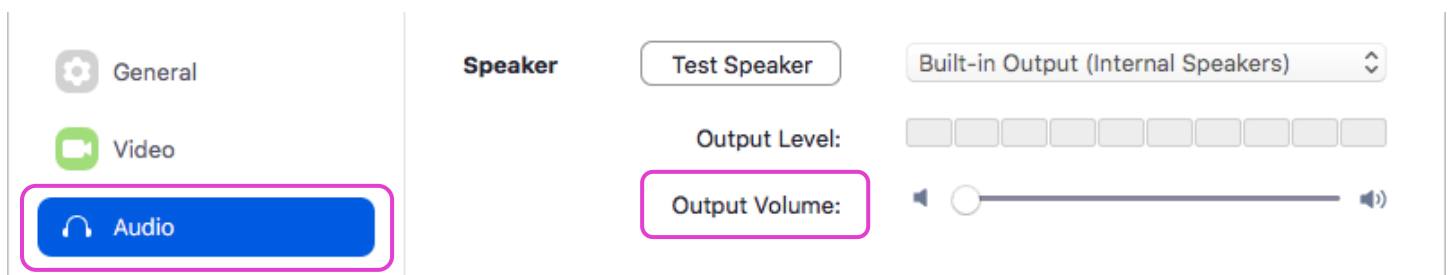
Enjoy your event! 🤖

For macOS Users


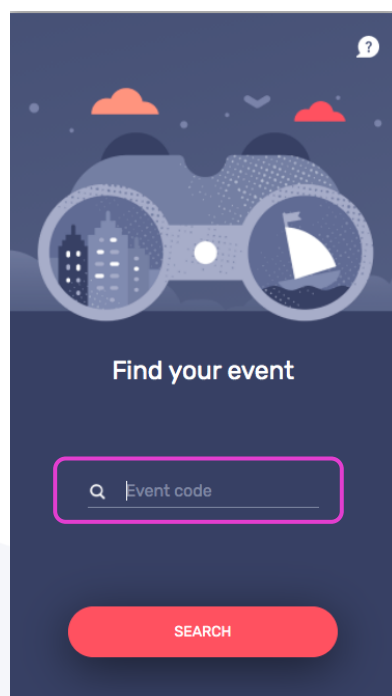
To listen to the interpretation via your PC/laptop

Follow these steps below on your laptop/pc

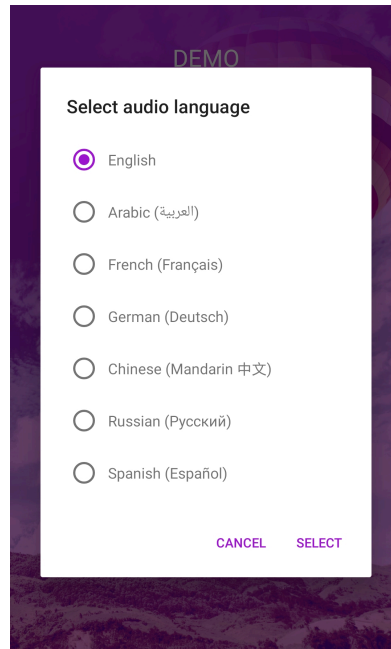
1. Open Video conference link
2. Go to Sound Settings of Remo
3. Slide the Output Volume (Speaker) to the left (mute)



4. Open a new window (not a new tab) in the browser
5. Type in app.interactio.io
6. Log in your event with the Code Wikimania2021
7. Don't forget to press Search
8. Press the Play button



9. Select the language



10. Minimize but do not close the Interactio window

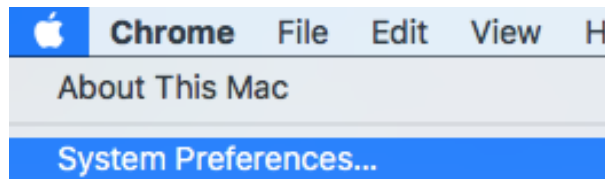
11. Watch, speak, and interact with Remo as usual

Enjoy your event! 🤖

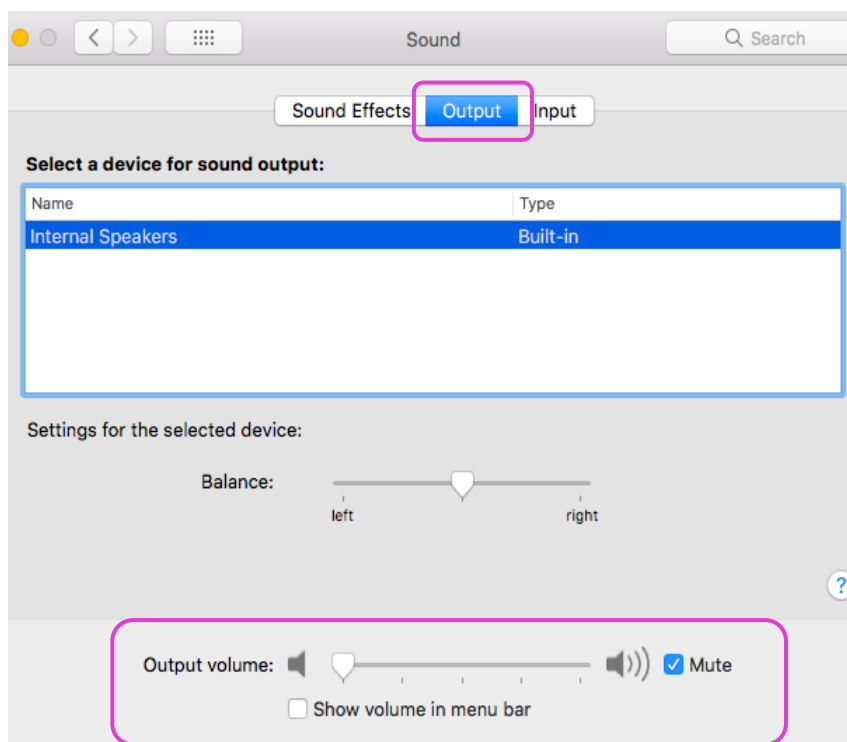
To listen to the interpretation via your phone/tablet

Follow these steps below on your laptop/pc

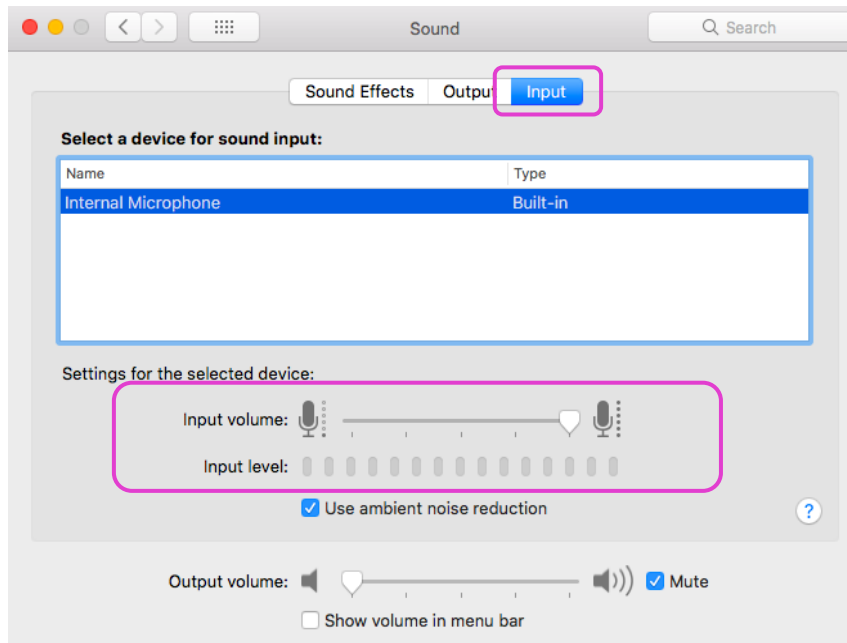
1. Go to System Preferences > Sound



2. Press Output & Slide the Output volume all the way to the left


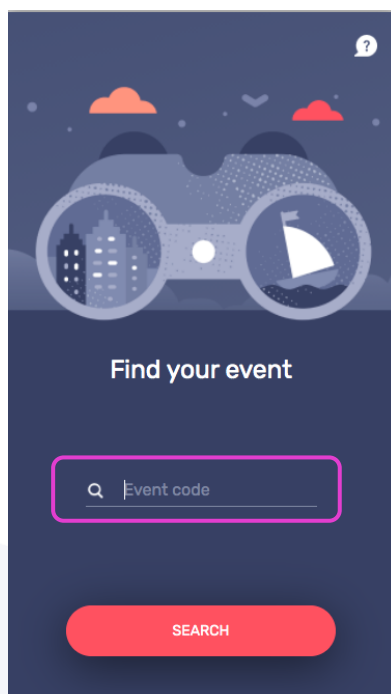


3. Press Input (Microphone) & slide your input volume to the right

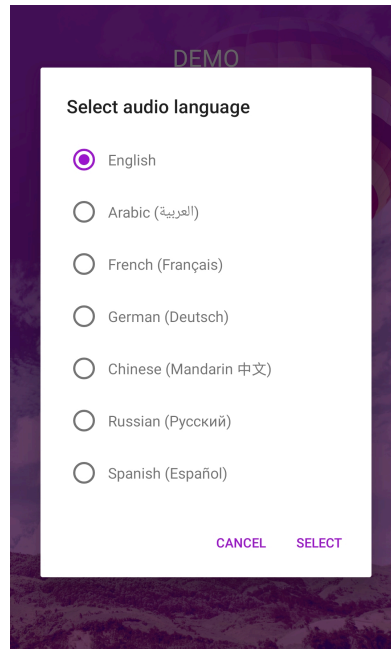


Follow these steps below on your mobile device

4. Download Interactio App on [Android](#) or [iOS](#)
5. Log in your event with the Code Wikimania2021
6. Don't forget to press Search
7. Press the Play button



8. Select the language



9. Listen to the audio via your smart device

10. Watch, speak, and interact with Remo as usual

Enjoy your event! 🤗