



ESIF Open Data Platform

ESI Funds
December 2015



European Commission



EUROPEAN STRUCTURAL AND INVESTMENT FUNDS

DATA

European Commission > European Structural & Investment Funds > Data

HOME EXPLORE EU DATA EXPLORE BY THEME EXPLORE BY COUNTRY EXPLORE BY FUND

European Structural and Investment Funds (ESIF) - explore our data

EU LEVEL

THEME

COUNTRY

FUND

ABOUT THIS TOOL

This platform provides access to information on financing and expected achievements under the different ESIF Funds (2014-2020). The data relates to the 531 programmes as at the beginning of November 2015. It will be updated in 2016.

USE THIS TOOL ...

... to explore the data by choosing one of the 4 options above. They give insights into planned investment aggregated at EU level, at Member State level, by theme or by fund. Data sets can be visualised, embedded in other sites or downloaded to analyse.

HELPFUL LINKS

- More information about the ESIF Funds:
- Cohesion Fund
- European Agricultural Fund for Rural Development
- European Maritime & Fisheries Fund
- European Regional Development Fund
- European Social Fund



EUROPEAN STRUCTURAL AND INVESTMENT FUNDS

DATA

European Commission > European Structural & Investment Funds > Data

HOME EXPLORE EU DATA EXPLORE BY THEME EXPLORE BY COUNTRY EXPLORE BY FUND

European Structural and Investment Funds (ESIF) - explore our data

EU LEVEL

THEME

COUNTRY

FUND

ABOUT THIS TOOL

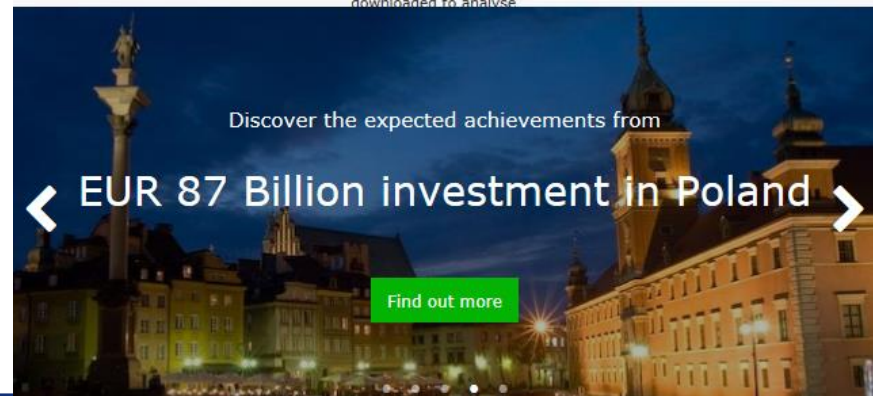
This platform provides access to information on financing and expected achievements under the different ESIF Funds (2014-2020). The data relates to the 531 programmes as at the beginning of November 2015. It will be updated in 2016.

USE THIS TOOL ...

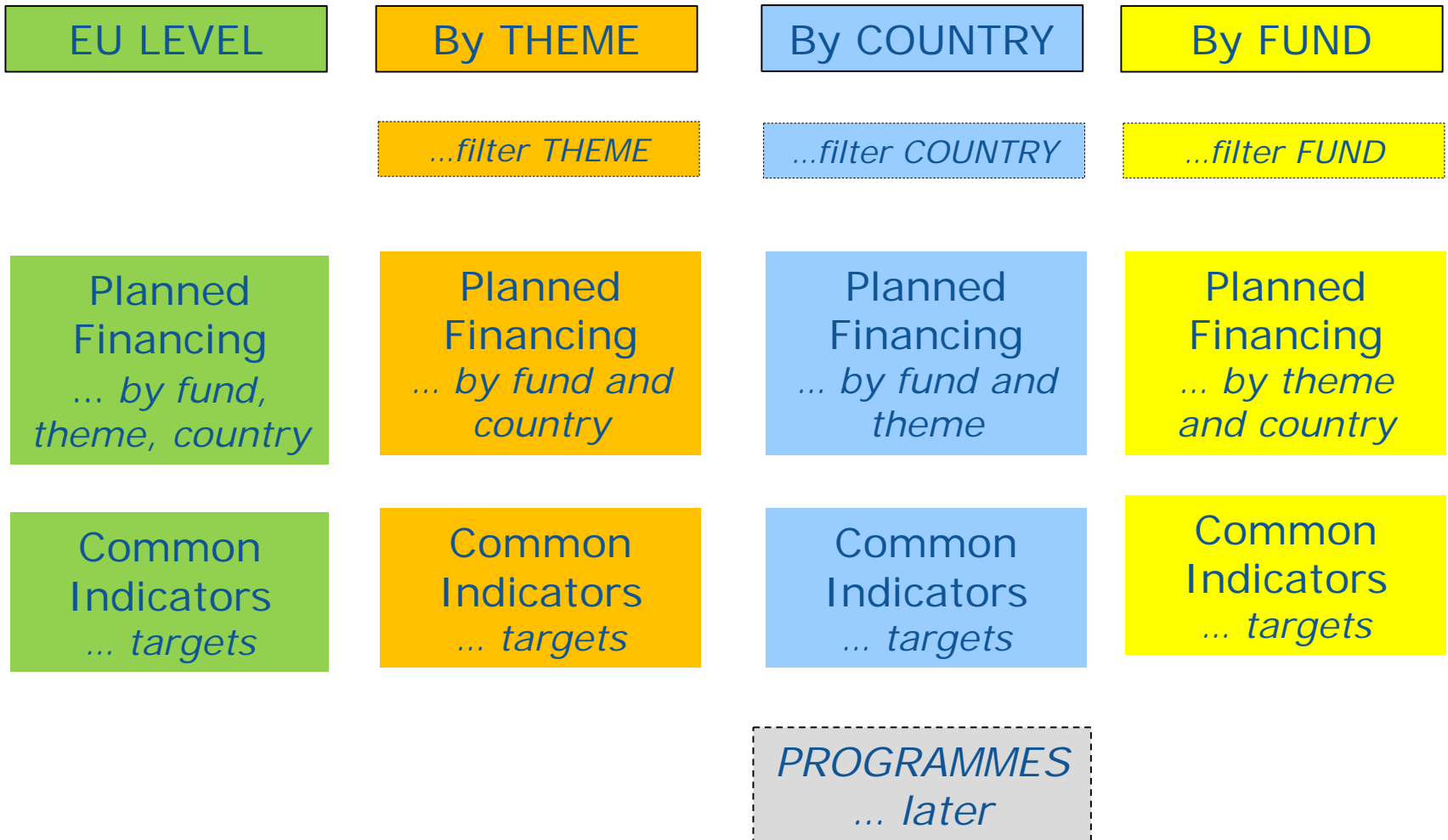
... to explore the data by choosing one of the 4 options above. They give insights into planned investment aggregated at EU level, at Member State level, by theme or by fund. Data sets can be visualised, embedded in other sites or downloaded to analyse.

HELPFUL LINKS

- More information about the ESIF Funds:
- Cohesion Fund
- European Agricultural Fund for Rural Development
- European Maritime & Fisheries Fund
- European Regional Development Fund
- European Social Fund

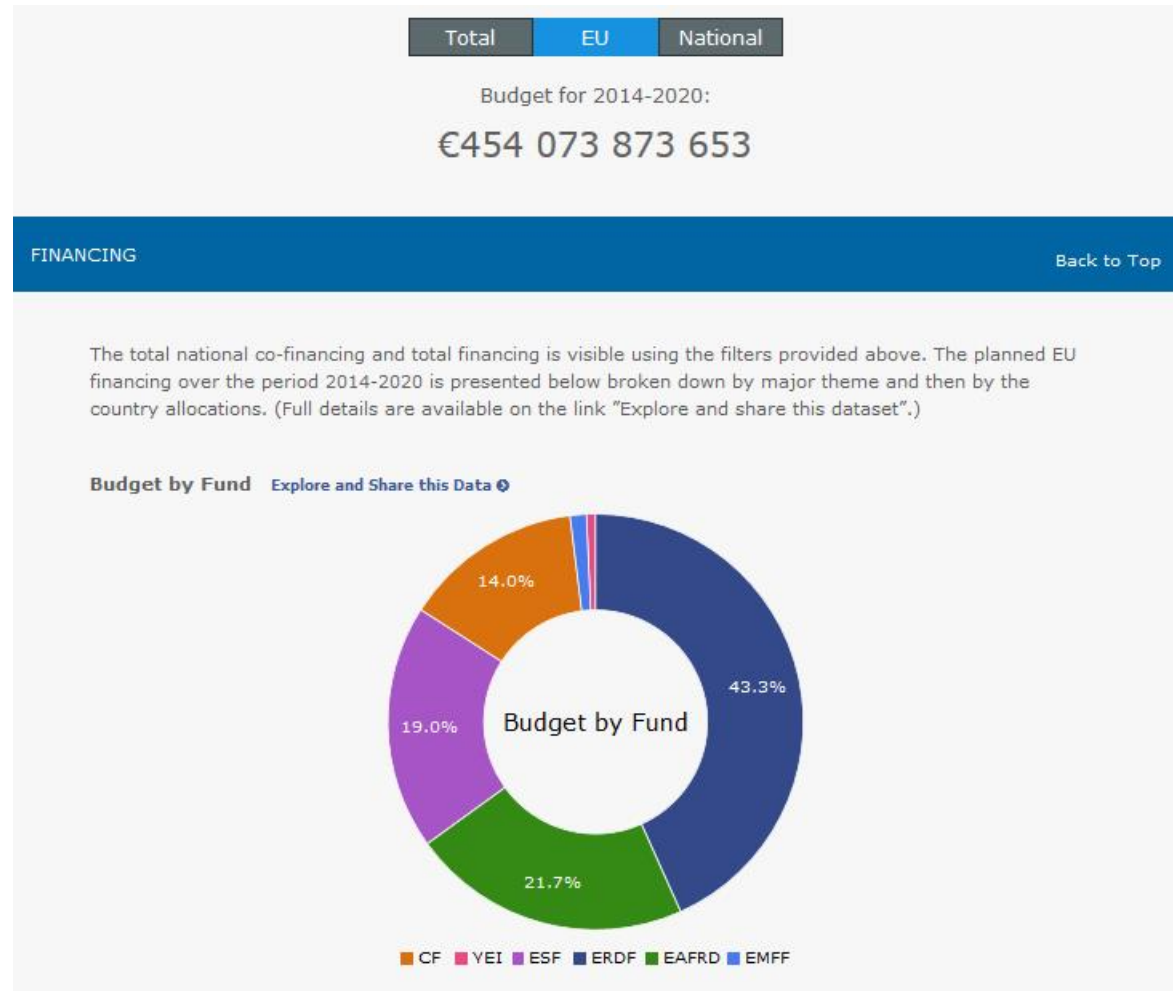


ESI FUNDS - OPEN DATA PLATFORM ARCHITECTURE

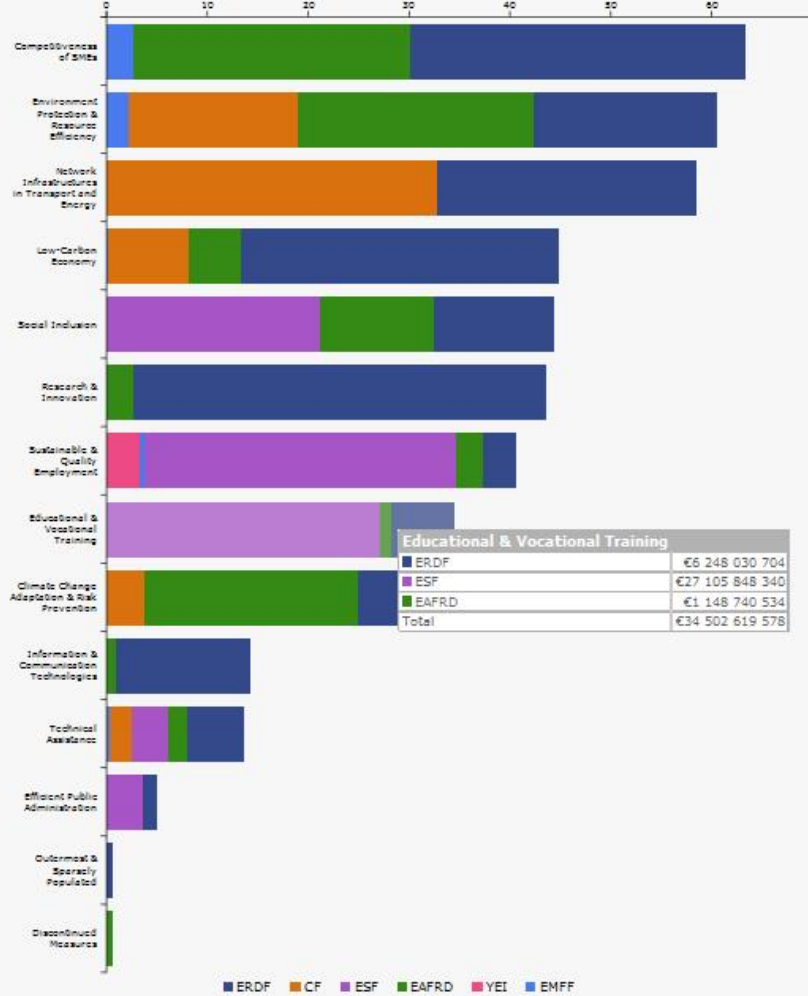


1. Finances : EU Budget overview

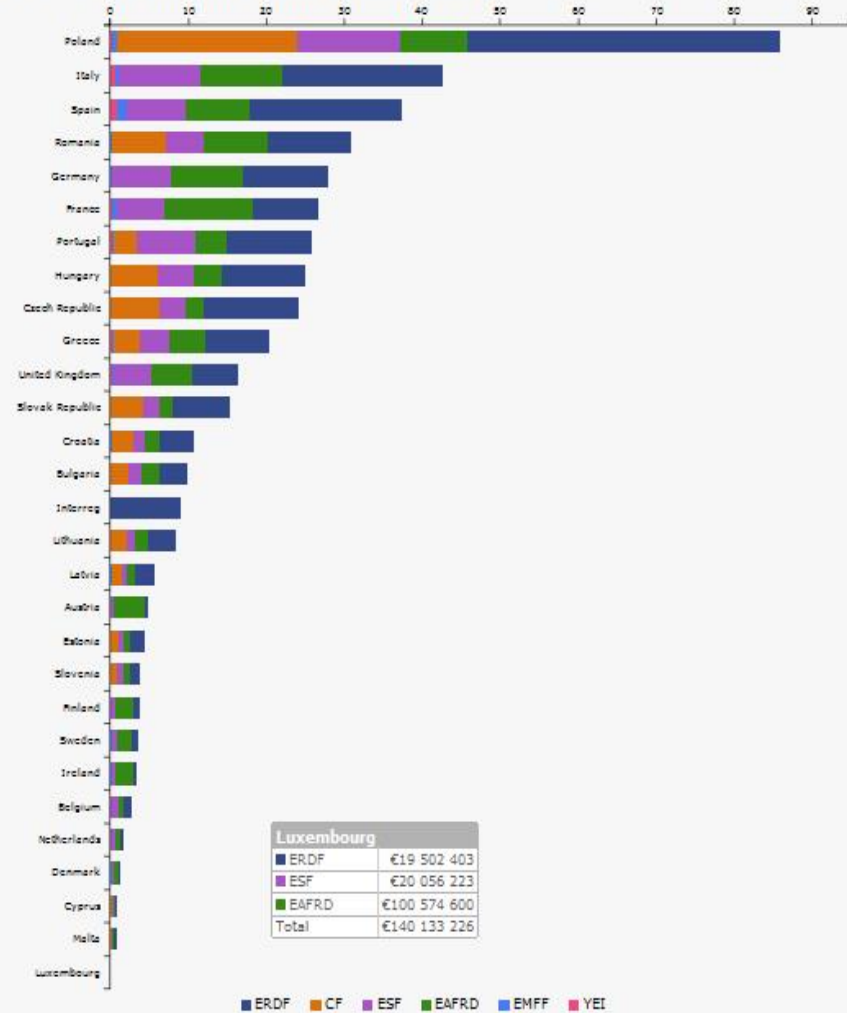
(similar graph for each theme, MS)



Budget by Theme, EUR Billion [Explore and Share this Data](#)



Budget by Country, EUR Billion [Explore and Share this Data](#)



2. Themes = Thematic Objectives

Explore Data by Theme

Research & Innovation	Information & Communication Technology	Competitiveness of SMEs
Low-Carbon Economy	Climate change Adaptation & Risk Prevention	Environment Protection & Resource Efficiency
Network Infrastructure in Transport and Energy	Sustainable & Quality Employment	Social Inclusion
Educational & Vocational Training	Efficient Public Administration	

Exploring the Data by Themes

Through the filters above you can explore the distribution of finances and expected achievements (targets) under the eleven "thematic objectives" set for the European Structural and Investment Funds for 2014-2020.

Fund: European Regional Development Fund

This platform currently presents expected achievements (targets) set for common indicators defined for the different ESI Funds. The lists of indicators by fund can be selected using the filter provided above. Clicking on the indicator tiles below provides a longer description of the indicators and a visualisation of the data available. (For more information on the indicator definitions by fund please go to the "Related Information" section on the fund specific pages.)

Explore and Share this Data

FIRMS: All firms

Target: 801 491 Enterprises

FIRMS: Grant aided

Target: 235 994 Enterprises

FIRMS: Aided Fin. Instrument

Target: 179 894 Enterprises

FIRMS: Advised

Target: 370 085 Enterprises

FIRMS: Start-ups

Target: 140 417 Enterprises

FIRMS: Private match grant aid

Target: 14 246 579 481 EUR

**Achievements
= Lists of
common
indicators
with
aggregate
targets**

Fund: European Regional Development Fund

This platform currently presents expected achievements (targets) set for common indicators defined for the different ESI Funds. The lists of indicators by fund can be selected using the filter provided above. Clicking on the indicator tiles below provides a longer description of the indicators and a visualisation of the data available. (For more information on the indicator definitions by fund please go to the "Related Information" section on the fund specific pages.)

Explore and Share this Data

FIRMS: All firms

All firms receiving support


Target: 801 491 Enterprises



FIRMS: Grant aided

Firms receiving grants

Target: 235 994 Enterprises



Achievement lists lead to visualization by MS

Achievements

- **Selected common indicators will be displayed**
- **The common indicators are direct outputs or in some cases (immediate) result indicators**
- **The value shown is the target achievement for the end of the period**
(later achievements values will be made available)
- **For some funds targets were not a requirement so common indicators are partially available**
- **In any case common indicators represent many but not all of the expected actions to be financed**

3. Member State view

European Commission

EUROPEAN STRUCTURAL AND INVESTMENT FUNDS

DATA

European Commission > European Structural & Investment Funds > Data

HOME EXPLORE EU DATA EXPLORE BY THEME **EXPLORE BY COUNTRY** EXPLORE BY FUND

Explore data by Country

Austria	Belgium	Bulgaria	Cyprus	Croatia
Czech Republic	Denmark	Estonia	Finland	France
Germany	Greece	Hungary	Interreg	Ireland
Italy	Latvia	Lithuania	Luxembourg	Malta
Netherlands	Poland	Portugal	Romania	Slovak Republic
Slovenia	Spain	Sweden	United Kingdom	

Exploring the Data by Country

The filters above allow you can explore how each country benefits from investments under the different ESI Funds, the thematic allocations and the planned achievements in each country. A filter is also included for the Interreg programmes funded by the ERDF to support crossborder, trans-national and inter-regional co-operation across Europe. In 2016 the platform will give access to programme level detail for all 531 programmes.

Member State - page contents

1. Financial allocation

- Pie chart of fund breakdown
- Allocation by Thematic Objective

2. Achievements

- Selected Common Indicators presented with target values (filtered by Fund)
- *Links to Programme pages (For Phase 2 in early 2016)*



4. Fund view



The screenshot shows the "European Structural and Investment Funds DATA" portal. The header includes the European Commission logo and the text "EUROPEAN STRUCTURAL AND INVESTMENT FUNDS DATA". A navigation bar contains links for "HOME", "EXPLORE EU DATA", "EXPLORE BY THEME", "EXPLORE BY COUNTRY", and "EXPLORE BY FUND". The main content area is titled "Explore data by Fund" and features six colored boxes representing different funds: European Regional Development Fund (dark blue), European Social Fund (purple), Cohesion Fund (orange), European Agricultural Fund for Rural Development (green), European Maritime & Fisheries Fund (blue), and Youth Employment Initiative (pink).

Explore data by Fund

European Regional Development Fund	European Social Fund	Cohesion Fund
European Agricultural Fund for Rural Development	European Maritime & Fisheries Fund	Youth Employment Initiative

Exploring the Data by Fund

Through the filters above you can explore the distribution of finances and (selected) planned achievements under the different European Structural and Investment Funds. Five Funds make up the ESI Funds: the ERDF, CF, ESF, EAFRD and EMFF. There is also a dedicated allocation to the Youth Employment Initiative under the ESF.

Platform Functionalities

Software

- **Visualisations – filtered**
- **Access to data – Download, revisualise, share, embed**

Future plans

- **OP level detail**
- **Update finances for (re)programming / expenditure**
- **Update achievements for implementation**



ESIF OPEN DATA PLATFORM

<https://cohesiondata.ec.europa.eu/>

Q&A :

http://ec.europa.eu/regional_policy/en/faq/about_open_data/

Data for Research :

http://ec.europa.eu/regional_policy/en/policy/evaluations/data-for-research/