

HOME COLLECTION

2024



AUDIO SOLUTIONS
HANDCRAFTED IN FRANCE

 **FOCAL**[®]

For more than four decades, Focal has created speaker drivers and high-end loudspeakers that deliver a unique sound. Our brand values are innovation and performance; excellence and pleasure. We are globally renowned for our exclusive technologies. The result of this technological heritage is class-leading products offering a natural, authentic performance, imbued with clarity and power. With our collection of acoustic loudspeakers, we bring you excellent listening quality, both in stereo and Home Cinema set ups, through solutions with an exceptional design.



01.
UTOPIA

7

02.
SOPRA

17



03.
KANTA

23

04.
ARIA EVO X

29



05.
VESTIA

35

06.
THEVA

41



07.
SUBWOOFERS

47

08.
ASTRAL 16

51



01. UTOPIA

The legend continues

The embodiment of Focal excellence, the Utopia III Evo line is distinguished by its incredible silhouette, cutting-edge, exclusive technology, finishes inspired by the luxury car industry and, of course, the unrivalled listening experience they deliver. They are also home to the best components of their generation. Utopia is an icon, and still streets ahead of the rest.



KEY POINTS



'W' sandwich cone



Pure Beryllium tweeter



TMD® surround




Power Flower™ technology



Focus Time



Large laminar vent





GRANDE UTOPIA EM EVO

The ultimate sound

Grande Utopia has left an indelible mark with each generation; it is Focal's most successful concept. With its exceptional performance and unique style, it is no longer simply a monument to technology, it is also a sound sculpture. Each speaker driver is housed inside a separate box. These boxes make up the spectacular spinal column of the loudspeaker and can be tilted by a dedicated handle. This adjustable 'Focus Time' function means you can achieve an absolutely perfect sound image based on the configuration of your room.

HANDCRAFTED

IN FRANCE



Carrara
White



Black
Lacquer



Ash
Grey



Hot
Chocolate



Noyer
Naturel



Noyer
Foncé



GRANDE UTOPIA EM EVO

STELLA UTOPIA EM EVO

Type	4-way bass-reflex floorstanding loudspeaker	3-way bass-reflex floorstanding loudspeaker
Drivers	<ul style="list-style-type: none"> • Electro-Magnetic 16" (40cm) 'W' Woofer • Multiferrite 11" (27cm) 'W' Low-Mid Woofer • 2 x 6½" (16.5cm) 'W' Midrange Power Flower™ with TMD® suspension and NIC motor • 1" (27mm) IAL2 pure Beryllium inverted dome tweeter 	<ul style="list-style-type: none"> • Electro-Magnetic 13" (33cm) 'W' Woofer • 2 x 6½" (16.5cm) 'W' Midrange Power Flower™ with TMD® suspension and NIC motor • 1" (27mm) IAL2 pure Beryllium inverted dome tweeter
Frequency response	18Hz - 40kHz	22Hz - 40kHz
Low frequency point (-6dB)	14Hz	18Hz
Crossover frequency	80 / 220 / 2,300Hz	230 / 2,200Hz
Sensitivity (2.83V/1 m)	94dB	94dB
Nominal impedance	8Ω (min 3Ω)	8Ω (min 2.8Ω)
Recommended amplifier power	50 - 1,500W	50 - 1,000W
Dimensions (HxWxD)	77½ x 25¾ x 34½" (201 x 65.4 x 88cm)	61¾ x 21¾ x 32½" (155.8 x 55.3 x 83cm)
Net weight (by unit)	584lbs (265kg)	375lbs (170kg)
Finishes		



MAESTRO UTOPIA EVO

SCALA UTOPIA EVO

Type	3-way bass-reflex floorstanding loudspeaker	3-way bass-reflex floorstanding loudspeaker
Drivers	<ul style="list-style-type: none"> • 11" (27cm) 'W' Woofer with a Magnetic Damping System (MDS) • 11" (27cm) 'W' Woofer Power Flower™ • 6½" (16,5cm) 'W' Midrange with TMD® suspension and NIC motor • 1" (27mm) IAL2 pure Beryllium inverted dome tweeter 	<ul style="list-style-type: none"> • 11" (27cm) 'W' Woofer Power Flower™ • 6½" (16,5cm) 'W' Midrange with TMD® suspension and NIC motor • 1" (27mm) IAL2 pure Beryllium inverted dome tweeter
Frequency response	25Hz - 40kHz	27Hz - 40kHz
Low frequency point (-6dB)	21Hz	24Hz
Crossover frequency	280 / 2,200Hz	220 / 2,400Hz
Sensitivity	93dB	92dB
Nominal impedance	8Ω (min 3.1Ω)	8Ω (min 3.2Ω)
Recommended amplifier power	50 - 600W	50 - 500W
Dimensions (HxWxD)	57½ x 17½ x 30¼" (147 x 45.5 x 77cm)	(49½ x 15½ x 26¾") 124.7 x 39.3 x 67cm
Net weight (by unit)	256lbs (116kg)	187lbs (85kg)
Finishes		



**DIABLO UTOPIA
COLOUR EVO**

Type	2-way bass-reflex compact bookshelf loudspeaker	VIVA/VIVA CENTER UTOPIA COLOUR EVO	3-way LCR bass-reflex loudspeaker
Drivers	<ul style="list-style-type: none"> • 6½" (16.5cm) 'W' Mid-Bass Power Flower™ • 1" (27mm) IAL2 pure Beryllium inverted dome tweeter 	<ul style="list-style-type: none"> • 2 x 8" (21cm) 'W' Woofers • 6½" (16.5cm) 'W' Midrange Power Flower™ • 1" (27mm) IAL2 pure Beryllium inverted dome tweeter 	
Frequency response	44Hz - 40kHz	39Hz - 40kHz	
Low frequency point (-6dB)	40Hz	34Hz	
Crossover frequency	2,200Hz	270Hz / 2,200Hz	
Sensitivity (2.83V/1 m)	89dB	92dB	
Nominal impedance	8Ω (min 4Ω)	8Ω (min 3.2Ω)	
Recommended amplifier power	25 - 200W	50 - 600W	
Dimensions (HxWxD)	17 x 10½ x 16¾" (43.1 x 25.8 x 42.7cm)	37½ x 12½ x 20½" (94.2 x 32.2 x 51cm)	
Net weight (by unit)	44lbs (20kg)	125lbs (57kg)	
Finishes			



**SUB UTOPIA EM
COLOUR EVO**

Subwoofer (see p.47)



**DIABLO UTOPIA
COLOUR EVO STAND**

Height: 24" (60cm)
Graphite Black finish



**VIVA / VIVA CENTER
UTOPIA COLOUR EVO STAND**

Height: 16" (40cm)
Graphite Black finish

02.

SOPRA

Revealing the invisible

The Sopra loudspeakers push back the limits of sound reproduction in terms of transparency, of precision, and harmonic richness. They gloriously release the essence of music: you will feel like you are listening to some sounds for the very first time... With its sleek design and its compactness, the Sopra range is a delight for aesthetes of form and sound.



FINISHES



Carrara
White



Electric
Orange



Black
Lacquer



Light
Oak




Macassar

KEY POINTS



'W' sandwich
cone




TMD®
surround



Pure Beryllium
IHL tweeter



NIC
technology





SOPRA N°3



SOPRA N°2



SOPRA N°1



SOPRA CENTER



SOPRA SURROUND BE



SW 1000 BE

Type	3-way bass-reflex floorstanding loudspeaker	3-way bass-reflex floorstanding loudspeaker	2-way bass-reflex bookshelf loudspeaker
Drivers	<ul style="list-style-type: none"> • 2 x 8" (21cm) 'W' Woofer with NIC motor • 6½" (16.5cm) 'W' Midrange with TMD® suspension and NIC motor • 1" (27mm) IHL pure Beryllium inverted dome tweeter 	<ul style="list-style-type: none"> • 2 x 7" (18cm) 'W' Woofer with NIC motor • 6½" (16.5cm) 'W' Midrange with TMD® suspension and NIC motor • 1" (27mm) IHL pure Beryllium inverted dome tweeter 	<ul style="list-style-type: none"> • 6½" (16.5cm) 'W' Mid-Bass with TMD® suspension and NIC motor • 1" (27mm) IHL pure Beryllium inverted dome tweeter
Frequency response	33Hz - 40kHz	34Hz - 40kHz	45Hz - 40kHz
Low frequency point (-6dB)	26Hz	28Hz	41Hz
Crossover frequency	250Hz / 2,200Hz	250Hz / 2,200Hz	2,200Hz
Sensitivity (2.83V/1 m)	91,5dB	91dB	89dB
Nominal impedance	8Ω (min 3.1Ω)	8Ω (min 3.1Ω)	8Ω (min 3.9Ω)
Recommended amplifier power	40 - 400W	40 - 300W	25 - 150W
Dimensions (HxWxD)	49⅝ x 15¾ x 23⅝" (126.4 x 40.2 x 59.5cm)	46⅞ x 14⅞ x 21¼" (119 x 35.8 x 54cm)	16⅞ x 11 x 15¾" (42.5 x 27.9 x 39.6cm)
Net weight (by unit)	154lbs (70kg)	121lbs (55kg)	42lbs (19kg)
Finishes			

Type	3-way bass-reflex center loudspeaker	2-way sealed bipolar surround loudspeaker
Drivers	<ul style="list-style-type: none"> • 2 x 6½" (16.5cm) 'W' Woofers • 3" (8cm) 'W' Midrange • 1" (27mm) IHL pure Beryllium inverted dome tweeter 	<ul style="list-style-type: none"> • 2 x 6½" (16.5cm) 'W' Mid-Bass • 2 x 1" (27mm) IHL pure Beryllium inverted dome tweeter
Frequency response	55Hz - 40kHz	72Hz - 40kHz
Low frequency point (-6dB)	50Hz	59Hz
Crossover frequency	500Hz / 2,200Hz	2,400Hz
Sensitivity (2.83V/1 m)	91dB	91dB
Nominal impedance	8Ω (min 4.1Ω)	4Ω / 8Ω (min 3Ω / 6Ω (bipole/monopole))
Recommended amplifier power	40 - 200W	40 - 200W
Dimensions (HxWxD)	9¼ x 24 x 13¾" (23.5 x 60.9 x 35cm)	15⅝ x 16⅞ x 7½" (39 x 43 x 19cm)
Net weight (by unit)	121lbs (19kg)	28lbs (13kg)
Finishes		

Subwoofer (see p.47)



SOPRA STAND

Height: 24" (60cm)
Graphite Black finish

03.

KANTA

Performance meets style

Kanta is all about superb performance in an even more tightly controlled space. Precision, detail, warmth and musical sounding are its key sound characteristics. The range also stands out for its modern design and decidedly disruptive aesthetics. The front panels of its four models, in either a lacquered or a matte finish, offer various combination options to cater to all tastes and to suit diverse environments.



FINISHES



Black Lacquer
Black Mat



White High Gloss
White Mat



Walnut High Gloss
Black Mat



Walnut High Gloss
Ivory Mat

KEY POINTS




Flax
cone




Beryllium
tweeter



TMD®
surround



Focus
Time





KANTA N°3



KANTA N°2



KANTA N°1



KANTA CENTER



SUB 1000 F

Type	3-way bass-reflex floorstanding loudspeaker	3-way bass-reflex floorstanding loudspeaker	2-way bass-reflex bookshelf loudspeaker
Drivers	<ul style="list-style-type: none"> • 2 x 8" (21 cm) Flax bass with NIC motor • 6½" (16.5 cm) Flax Midrange with TMD® suspension and NIC motor • 1" (27mm) IAL3 pure Beryllium inverted dome tweeter 	<ul style="list-style-type: none"> • 2 x 6½" (16.5cm) Flax Woofer with NIC motor • 6½" (16.5cm) Flax Midrange with TMD® suspension and NIC motor • 1" (27mm) IAL3 pure Beryllium inverted dome tweeter 	<ul style="list-style-type: none"> • 6½" (16.5 cm) Flax Mid-Bass with TMD® suspension and NIC motor • 1" (27 mm) IAL3 pure Beryllium inverted dome tweeter
Frequency response	33Hz - 40kHz	35Hz - 40kHz	46Hz - 40kHz
Low frequency point (-6dB)	26Hz	29Hz	42Hz
Crossover frequency	250Hz / 2,500Hz	260Hz / 2,700Hz	2,400Hz
Sensitivity (2.83V/1 m)	91dB	91dB	88dB
Nominal impedance	8Ω (min 3Ω)	8Ω (min 3.1Ω)	8Ω (min 3.9Ω)
Recommended amplifier power	40 - 400W	40 - 300W	25 - 150W
Dimensions (HxWxD)	50¾ x 15¼ x 20½" (128 x 38.6 x 52cm)	44 x 12¾ x 18¾" (111.8 x 32.1 x 47.7cm)	16¾ x 9¼ x 15¾" (42.2 x 23.4 x 39cm)
Net weight (by unit)	101lbs (46kg)	77lbs (35kg)	29lbs (13kg)
Finishes			

Type	2-way bass-reflex center loudspeaker
Drivers	<ul style="list-style-type: none"> • 6½" (16.5 cm) Flax Mid-Bass with TMD® suspension and NIC motor • 1" (27 mm) IAL3 pure Beryllium inverted dome tweeter
Frequency response	55Hz - 40kHz
Low frequency point (-6dB)	50Hz
Crossover frequency	2,400Hz
Sensitivity (2.83V/1 m)	91dB
Nominal impedance	8Ω (min 3.5Ω)
Recommended amplifier power	40 - 200W
Dimensions (HxWxD)	9½ x 22 x 15¾" (24.6 x 56.1 x 39cm)
Net weight (by unit)	40lbs (18kg)
Finishes	

Type	Subwoofer (see p.47)
-------------	----------------------



KANTA N°1 STAND

Adjustable height from 24" to 25" (61,5 to 64,1cm)
Graphite Black finish



KANTA CENTER STAND


Adjustable height from 16.5" to 17.5" (42,4 to 45cm)
Graphite Black finish

04.

ARIA EVO X

High Fidelity guaranteed

In an embodiment of expressive high fidelity, Aria Evo X preserves the DNA of Aria 900 while reinventing itself ten years on. The midrange and bass speaker drivers retain the unrivalled flax cone, which delivers a natural sound, while the 'M'-shaped TAM tweeter reproduces a broad spectrum of frequencies and offers a wide diffusion angle. A line that delivers sublime design with sophisticated and contemporary finishes, the Aria Evo X will delight music lovers and Home Cinema fans alike.



FINISHES



Black
High Gloss



Moss Green
High Gloss



Prime
Walnut


KEY POINTS



Flax
cone



TNF
Tweeter



Multi-port
Powerflow system



Leather effect
front panel





**ARIA EVO X
N°4**



**ARIA EVO X
N°3**



**ARIA EVO X
N°2**

Type	3-way bass-reflex floorstanding loudspeaker	3-way bass-reflex floorstanding loudspeaker	3-way bass-reflex floorstanding loudspeaker
Drivers	<ul style="list-style-type: none"> • 2 x 8" (21cm) Flax Woofer • 6½" (16.5cm) Flax Midrange with TMD® suspension • 1" (25mm) TAM Al/Mg inverted dome tweeter 	<ul style="list-style-type: none"> • 3 x 6½" (16.5cm) Flax Woofer • 6½" (16.5cm) Flax Midrange with TMD® suspension • 1" (25mm) TAM Al/Mg inverted dome tweeter 	<ul style="list-style-type: none"> • 2 x 6½" (16.5cm) Flax bass • 6½" (16.5cm) Flax Midrange with TMD® suspension • 1" (25mm) TAM Al/Mg inverted dome tweeter
Frequency response	37Hz - 30kHz	39Hz - 30kHz	45Hz - 30kHz
Low frequency point (-6dB)	31Hz	32Hz	37Hz
Crossover frequency	280Hz / 2,600Hz	260Hz / 3,100Hz	290Hz / 2,400Hz
Sensitivity (2.83V/1 m)	92.5dB	92dB	91.5dB
Nominal impedance	8Ω (min 2.5Ω)	8Ω (min 2.8Ω)	8Ω (min 2.9Ω)
Recommended amplifier power	40 - 350W	40 - 300W	40 - 250W
Dimensions (HxWxD)	45¼ x 14¾ x 16¾" (115 x 37.1 x 42cm)	45¼ x 11½ x 14¾" (115 x 29.4 x 37.1cm)	40¾ x 11½ x 14¾" (103.5 x 29.4 x 37.1cm)
Net weight (by unit)	77lbs (35kg)	64lbs (29kg)	55lbs (25kg)
Finishes			



**ARIA EVO X
N°1**



**ARIA EVO X
CENTER**



**ARIA
SR 900**

Type	2-way bass-reflex bookshelf loudspeaker	2-way bass-reflex center loudspeaker	2-way sealed bipolar surround loudspeaker
Drivers	<ul style="list-style-type: none"> • 6½" (16.5cm) Flax Mid-Bass with TMD® suspension • 1" (25mm) TAM Al/Mg inverted dome tweeter 	<ul style="list-style-type: none"> • 2 x 6½" (16.5cm) Flax Mid-Bass with TMD® suspension • 1" (25mm) TAM Al/Mg inverted dome tweeter 	<ul style="list-style-type: none"> • 2 x 5" (13cm) Flax Mid-Bass • 2 x 1" (25mm) TNF Al/Mg inverted dome tweeter
Frequency response	55Hz - 30kHz	57Hz - 30kHz	85Hz - 28Hz
Low frequency point (-6dB)	47Hz	50Hz	67Hz
Crossover frequency	2,800Hz	2,800Hz	2,200Hz
Sensitivity (2.83V/1 m)	89.5dB	91dB	90dB
Nominal impedance	8Ω (min 4.6Ω)	8Ω (min 4.3Ω)	8Ω (min 3.6Ω)
Recommended amplifier power	25 - 120W	40 - 200W	25 - 120W
Dimensions (HxWxD)	15¾ x 8¾ x 11" (39 x 22.5 x 28cm)	7¾ x 21 x 9¾" (20 x 53.3 x 24.5cm)	11½ x 15¾ x 6" (29.5 x 40 x 17cm)
Net weight (by unit)	19lbs (8.5kg)	23lbs (10.5kg)	12lbs (6kg)
Finishes			



SUB 1000 F

Subwoofer (see p.47)



STAND ARIA S 900


Aria Evo X N°1 compatible
Height: 24" (60cm)
Aluminium finish

05.

VESTIA

A further step towards emotion

With the Vestia line, feel new emotions, whether in a hi-fi or Home Cinema setup. The five models of the range reveal the purity of Focal sound with even more finesse and detail, thanks to the attributes of the speaker drivers' Slatefiber cone and the TAM tweeter with 'M'-shaped dome delivering precise treble. With their sleek design and refined finishes, these loudspeakers fit seamlessly into any interior.



FINISHES



Black
High Gloss



Light
Wood



Dark
Wood

KEY POINTS



Slatefiber
cone




TAM
Tweeter



Rear and front
port



Time
Alignment





VESTIA N°4



VESTIA N°3



VESTIA N°2

Type	3-way bass-reflex floorstanding loudspeaker	3-way bass-reflex floorstanding loudspeaker	3-way bass-reflex floorstanding loudspeaker
Drivers	<ul style="list-style-type: none"> • 2 x 8¼" (21cm) Slatefiber Woofer • 6½" (16.5cm) Slatefiber Midrange • 1" (25mm) TAM Al/Mg inverted dome tweeter 	<ul style="list-style-type: none"> • 3 x 6½" (16.5cm) Slatefiber Woofer • 6½" (16.5cm) Slatefiber Midrange • 1" (25mm) TAM Al/Mg inverted dome tweeter 	<ul style="list-style-type: none"> • 2 x 6½" (16.5cm) Slatefiber Woofer • 6½" (16.5cm) Slatefiber Midrange • 1" (25mm) TAM Al/Mg inverted dome tweeter
Frequency response	40Hz - 30kHz	42Hz - 30kHz	47Hz - 30kHz
Low frequency point (-6dB)	34Hz	35Hz	37Hz
Crossover frequency	280Hz / 2,800Hz	280Hz / 3,100Hz	280Hz / 2,800Hz
Sensitivity (2.83V/1 m)	92dB	92dB	91.5dB
Nominal impedance	8Ω (min 2.6Ω)	8Ω (min 2.9Ω)	8Ω (min 4Ω)
Recommended amplifier power	40 - 350W	40 - 300W	40 - 250W
Dimensions (HxWxD)	44¾ x 12 x 16⅞" (112.6 x 30.4 x 43cm)	44⅞ x 10⅞ x 14¾" (112.2 x 25.6 x 37.5cm)	39⅞ x 10⅞ x 14⅞" (101.2 x 25.6 x 37.1cm)
Net weight (by unit)	69.5lbs (31.5kg)	58.4lbs (26.5kg)	48.5lbs (22kg)
Finishes			



VESTIA N°1



VESTIA CENTER

Type	2-way bass-reflex bookshelf loudspeaker	2-way bass-reflex center loudspeaker
Drivers	<ul style="list-style-type: none"> • 6½" (16.5cm) Slatefiber Mid-Bass • 1" (25mm) TAM Al/Mg inverted dome tweeter 	<ul style="list-style-type: none"> • 2 x 6½" (16.5cm) Slatefiber Mid-Bass • 1" (25mm) TAM Al/Mg inverted dome tweeter
Frequency response	56Hz - 30kHz	58Hz - 30kHz
Low frequency point (-6dB)	48Hz	50Hz
Crossover frequency	2,800Hz	2,700Hz
Sensitivity (2.83V/1 m)	89.5dB	91.5dB
Nominal impedance	8Ω (min 4.5Ω)	8Ω (min 3.6 Ω)
Recommended amplifier power	25 - 120W	40 - 200W
Dimensions (HxWxD)	15¼ x 10¼ x 8⅞" (38.7 x 21.9 x 26cm)	8½ x 21⅞ x 10⅜" (21.6 x 53.7 x 25.9cm)
Net weight (by unit)	15.4lbs (7kg)	22lbs (10kg)
Finishes		



SUB 600P

Subwoofer (see p.47)



VESTIA N°1 STAND

Height: 21⅞" (55cm)
Black finish



VESTIA CENTER STAND

Height: 17¾" (45cm)
Black finish

06. THEVA

Experience High-Fidelity

Generous and assertive, the Theva loudspeakers promise to bring pure musical and Home Cinema experiences into your home. Packed with exclusive Focal technologies like the Slatefiber cone, they boast elegant and modern finishes as well as meticulous details for a refined look that blends seamlessly into any interior. They combine impressive sound performance and outstanding design, embodying the best way to experience High-Fidelity.



FINISHES



Black
High Gloss



Light
Wood



Dark
Wood

KEY POINTS



Slatefiber
cone




Al/Mg
TNF Tweeter



Dolby Atmos®
effects



Time
Alignment





THEVA N°3-D

THEVA N°3

THEVA N°2

THEVA N°1

Type	3-way bass-reflex floorstanding loudspeaker - 1-way sealed	3-way bass reflex floorstanding loudspeaker	3-way bass reflex floorstanding loudspeaker	2-way bass reflex bookshelf loudspeaker
Drivers	<ul style="list-style-type: none"> • 2 x 6½" (16.5cm) Slatefiber Woofer • 6½" (16.5cm) Slatefiber Midrange • 1" (25mm) TNF Al/Mg inverted dome tweeter 	<ul style="list-style-type: none"> • 2 x 6½" (16.5cm) Slatefiber Woofer • 6½" (16.5cm) Slatefiber Midrange • 1" (25mm) TNF Al/Mg inverted dome tweeter 	<ul style="list-style-type: none"> • 2 x 5" (13cm) Slatefiber Woofer • 5" (13cm) Slatefiber Midrange • 1" (25mm) TNF Al/Mg inverted dome tweeter 	<ul style="list-style-type: none"> • 6½" (16.5cm) Slatefiber Mid-Bass • 1" (25mm) TNF Al/Mg inverted dome tweeter
Frequency response	48Hz - 28kHz Atmos: 100Hz - 20kHz	48Hz - 28kHz	53Hz - 28kHz	58Hz - 28kHz
Low frequency point (-6dB)	39Hz Atmos: 90Hz	39Hz	45Hz	49Hz
Crossover frequency	270Hz / 2,700Hz	270Hz / 2,700Hz	280Hz / 2,900Hz	3,000Hz
Sensitivity (2.83V/1 m)	91dB	91dB	90dB	89dB
Nominal impedance	8Ω (min 2.9Ω) Atmos: 6Ω	8Ω (min 2.9Ω)	8Ω (min 4Ω)	8Ω (min 4.6Ω)
Recommended amplifier power	40 - 250W	40 - 250W	40 - 200W	25 - 120W
Dimensions (HxWxD)	40½ x 8¾ x 15¼" (101.9 x 21.2 x 38.8cm)	39 x 8¾ x 15¼" (98.9 x 21.2 x 38.8cm)	36¾ x 7½ x 13¾" (93.1 x 19.1 x 35.2cm)	15¾ x 8¾ x 10¼" (39.2 x 21.2 x 26cm)
Net weight (by unit)	48lbs (22kg)	44lbs (20kg)	37lbs (17kg)	15lbs (7kg)
Finishes				



THEVA CENTER

THEVA SURROUND

2-way sealed center loudspeaker 2-way sealed surround loudspeaker

- | | |
|--|--|
| <ul style="list-style-type: none"> • 2x 6½" (16.5cm) Slatefiber Mid-Bass • 1" (25mm) TNF Al/Mg inverted dome tweeter | <ul style="list-style-type: none"> • 2x 6½" (16.5cm) Slatefiber Mid-Bass • 1" (25mm) TNF Al/Mg inverted dome tweeter |
|--|--|

59Hz - 28kHz 80Hz - 28kHz

51Hz 67Hz

2,100Hz 3,000Hz

91dB 89dB

8Ω (min 3.8Ω) 8Ω (min 4.5Ω)

40 - 200W 25 - 100W

8¼ x 20⅞ x 10"
(21 x 53 x 25cm) 17½ x 12⅝ x 4"
(44.5 x 10.7 x 31.6cm)

22lbs (10kg) 11lbs (5.5kg)



SUB 600P

Subwoofer (see p.47)



THEVA N°1 STAND

Height: 21¾ (55cm)
Black finish



THEVA CENTER STAND

Height: 17¾ (45cm)
Black finish

07. SUBWOOFERS

Dynamics, impact and power

The subwoofer is a major component of any audio installation, providing dynamics and intensity. With their sleek design, Focal subwoofers offer a deep, impactful and powerful bass. They effectively complement a wide range of configurations, from the most sophisticated Home Cinema installations to compact systems. All you have to do is choose the subwoofer for you!





**SUB UTOPIA EM
COLOUR EVO**



SW 1000 BE

Type	Stackable passive subwoofer	Active bass-reflex subwoofer
Drivers	<ul style="list-style-type: none"> Electro-Magnetic 13" (33cm) 'W' bass driver Stackable (up to 3 subwoofers tall) Almost 130dB SPL at 1m (in a corner) 	13" (33cm) 'W' woofer
Frequency response	22Hz - 500Hz	20Hz - 150Hz
Low frequency point (-6dB)	19Hz	18Hz
Functions	Sensitivity (2.83V/1m)	93dB
	Nominal impedance	8Ω 8Ω (min 5.5Ω)
	Recommended amplifier power	500 - 1.000W
Amplifier power	-	600W BASH® amplifier
Dimensions (HxWxD)	24¾ x 19 x 24¾" (63 x 48 x 62cm)	21 x 19¾ x 16 ^{7/8} " (53.5 x 50 x 43cm)
Net weight (by unit)	159lbs (72kg)	92lbs (42kg)
Finishes	● ○ ●	●



SUB 1000F



SUB 600P


Type	Active sealed subwoofer	Active closed subwoofer
Drivers	12" (30cm) Flax woofer	12" (30cm) Polyflex woofer
Frequency response	24Hz - 160Hz	28Hz - 270Hz
Low frequency point (-6dB)	22Hz	26Hz
Functions	<ul style="list-style-type: none"> LFE/Stereo inputs Adjustable subsonic filter: 40Hz to 160Hz/12dB/Oct Phase inverter: 0 - 180° Autopower 	<ul style="list-style-type: none"> RCA input: Right, left, LFE Crossover Frequency: Variable 40Hz - 200Hz (LFE) Phase inverter: 0 - 180° Auto Standby enable / disable
	Amplifier power	1000W BASH® amplifier
Dimensions (HxWxD)	16½ x 15¾ x 16½" (42 x 40 x 42cm)	15¾ x 15¾ x 16¾" (40 x 40 x 42.5cm)
Net weight (by unit)	47lbs (21.5kg)	46lbs (21kg)
Finishes	●	●

08.

ASTRAL 16

Sound immersion

Astral 16 is a 16-channel audio-video processor and amplifier that allows you to get the best from your loudspeakers. Compatible with Control4, Crestron, Savant and RTI, this cutting-edge electronic device incorporates 12 class-D amplifier channels and handles all audio formats (DolbyAtmos®, DTS:X™ etc.). You can control whichever system you want by room via a simple app, enjoy access to technical support at any time and customise your system as desired.



KEY POINTS




Audio-video processor




Home Cinema & Multiroom



Dolby Atmos®
DTS:X™ - Auro 3D®



Upgradable product





ASTRAL 16


Type	16 channel audio-video processor and amplifier	
Main features	• Compatible formats	Dolby Atmos [*] / DTS:X™ / Auro-3D [*]
	• Compatible formats	Powered by Dirac Live [®] : target curve editable from 20Hz to 20kHz for all channels (including subwoofers), phase correction full bandwidth 20Hz - 20kHz on all channels (including subwoofers)
	• 'Remote Monitoring' function	
Multichannel / Surround Processing	• Output channels	16
	• Decoding / upmixing channels	Up to 16 channels
	• Input sampling rate supported	Up to 192kHz
	• Stereo downmix	Fully flexible
	• Bass management	Unlimited
• Multi-subwoofer channels	(6-12-18-24-36-48dB/oct)	
• Multi-way crossover		
• 20 Parametric EQ per channel		
HDMI	• HDMI inputs	7 : HDMI 2.0 / HDCP 2.2
	• HDMI outputs (mirror)	1 : HDMI 2.0 / HDCP 2.2 (with eARC) 2 : HDMI 2.0 / HDCP 2.2
	• Supported video format	up to 4K UHD
	• High Dynamic Range	HDR10 / HLG
	• Color Space and Subsampling	4:4:4, 4:2:2, 4:2:0
	• Deep Color	12 bpc
	• Max resolution supported	4K 60fps 4:4:4 8bpc
• HDMI	3D / 4K / eARC	
Audio Inputs	• Digital input	3 x coaxial, 3 x optical
	• Analog stereo inputs	4 x RCA inputs
Amplified Audio Outputs	• Amplified main outputs	12
	• Analog main outputs, balanced	4 x XLR
	• Stereo downmix outputs, balanced	2 x XLR
	• Technology	Class D
	• Amplified channels	12
	• Continuous power output, per channel, to 0.1%THD	8Ω / 4Ω / 2.7Ω
	• 3 channels driven simultaneous	200W / 400W / 650W
• 6 channels driven simultaneous	200W / 350W / 350W	
• 12 channels driven simultaneous	200W / 300W	

Set-Up Management	<ul style="list-style-type: none"> • Configurable multi-theater management • Configurable audio zones management • Unlimited Theater and audio zones listening presets • Backup and restore of set-up • Firmware update via USB/network 	
	Control Inputs and Outputs	<ul style="list-style-type: none"> • USB type A • Ethernet • Trigger • IR remote ports, in/out
Control and custom Installation	<ul style="list-style-type: none"> • Web-based product configurator • TCP/IP API based control • Focal Remote iPad[®] control application • Home automation • Front panel display 	
	Power Supply	<ul style="list-style-type: none"> • Voltage range • Type • Range selection
Supplied with	<ul style="list-style-type: none"> • Calibrated measurement microphone and tripod • Dirac Live[®] license • 32.9ft (10m) cable with infra-red detector • Mounting kit 	
	Dimensions avec stands (HxWxD)	7½ x 18⅞ x 19¼" (19.1 x 47.9 x 49cm)
Weight	Weight net with stands	44.1lbs (20kg)
	Weight net with accessories for Rack (kg/lbs)	50.7lbs (23 kg)

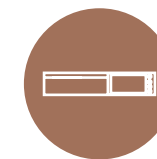
FOCAL & NAIM

Complete systems

With Focal and Naim's complementary products, you can enjoy complete solutions. Our loudspeakers are designed to reveal a pure sound, the embodiment of the spirit of High Fidelity. The Naim electronic ranges (all-in-one players, streaming products, amplifiers, power supply...) allow you to take full advantage of the loudspeakers' performance, and are a simple way of managing your music from a single source: access integrated streaming services (Spotify, Tidal, Qobuz, etc.), improve the sound of your TV, and more.



Focal
loudspeakers



Naim
electronics



Matching
cables

THEVA N°3
& UNITI ATOM




VESTIA N°1
& UNITI ATOM




VESTIA N°4
& UNITI STAR



ARIA EVO X N°1
& UNITI ATOM



KANTA N°1
& UNITI STAR



KANTA N°2
& UNITI NOVA



SOPRA N°2
& UNITI NOVA PE



SCALA UTOPIA EVO
& 300 SERIES





UTOPIA



'Musically, audiophiles could not ask for anything more than the Grande'

AUDIOPHILIA

'The Stellas are really bespoke loudspeakers, and to me, musical works of art'

TONE PUBLICATIONS



'With all that grace, power, and finesse on tap, when it comes to music the Maestro is a genuinely do it all performer'

HIFI PLUS



SOPRA



'The Sopra N°2 is literally and figuratively an impressive loudspeaker'

THE EAR



'It's difficult to live without it'

SOUND STAGE HIFI



KANTA



'The Focal Kanta N°3 delivers terrific sound quality and a stylish design for its price'

WHAT HI-FI

'Tonally, the Focal is absolutely magnificent'

AV FORUMS



ARIA EVO X

'Bright, transparent and brilliant in every way, the Focal Aria Evo X N°1 loudspeaker perfectly illustrates the unique know-how of the French brand'

BLOG SON VIDÉO

'We've retained the original soul and charm of the Aria range while enjoying a smoother and fuller signal'

LES ANNÉES LASER

'Focal are the speaker company winning 2024 with the introduction of its new Aria Evo X range'

TECHRADAR



VESTIA



'Potent mix of value, style and performance'
HOME THEATER REVIEW



'Superb engineering and outstanding sound quality'
THE EAR



THEVA



'Big, confident and engaging sound'
HI-FI CHOICE

'There's dexterity and detail on offer here that brings music to life'
AV FORUMS



ASTRAL 16



'An experience that was spine-tingling'
HOME CINEMA CHOICE

'This is high-end hardware fit for the finest of setups'
AVTECH MEDIA



COLLECTIONS

Combining performance and design, Focal's collections are a revelation, awakening the emotions : at home with hi-fi and in-wall/in-ceiling loudspeakers, Home Cinema systems and open-/closed-back headphones; on the go with incar kits; during travel with Bluetooth® Noise Cancelling Headphones; in the studio with monitors; for outdoor spaces and at sea with specialist yacht solutions.



Home Collection



Motorities Collection



Professional Collection


FOCAL *Powered by* naim

Enjoy an incredible sound experience

Find our products in 10,000 retail partner stores across the world, but also in our Focal Powered by Naim shops. These stores, dedicated to our brands, invite you to dive into our world, our savoir-faire and immerse yourself in the Focal & Naim sound.



www.focalpoweredbynaim.com





For more information, scan the QR code
or find us at:

www.focal.com



Focal JMLab®

BP 374 - 108, rue de l'Avenir - 42353 La Talaudière cedex - France - +33 (0) 477 435 700

Focal® is a registered trademark of Focal JMLab®, Naim® is a registered trademark of Naim Audio®.

Due to constant technological advances, Focal JMLab® and Naim Audio® reserve the right to modify specifications without notice.

Non-binding pictures. Pictures : L'Atelier Sylvain Madelon / Nicolas Reynaud. SCAA/13/02/2024 - v3

Paper: sourced from sustainably managed forests. Printing: DEUX-PONTS Manufacture d'Histoires - France



PCCG1316 EN

