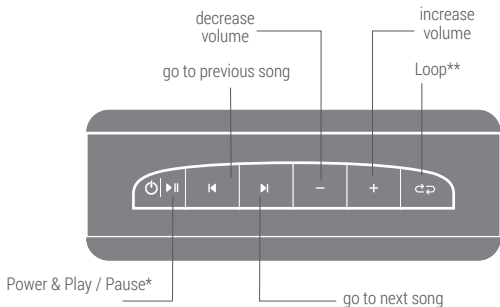


# SAREGAMA CARVAAN™

— mini —

## USER MANUAL

### TOP VIEW: BUTTONS ON CARVAAN MINI KIDS



\*Press the Power button for 3 to 4 seconds to power on / off Carvaan Mini Kids  
When your Carvaan Mini is powered on, use this button to play / pause a song

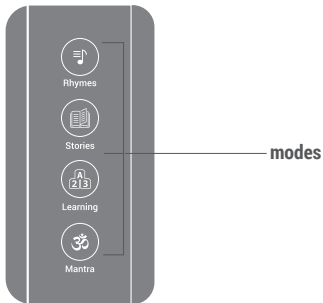
\*\*Loop: To play the same song on repeat, press the loop button on Carvaan Mini Kids.

To turn off loop, press the loop button again.

To change song while the loop is on, press next / previous button

If the mode is changed, loop will be lost

# LEFT SIDE VIEW: MODES ON CARVAAN MINI



To choose a mode, press the corresponding mode button on the unit

## **RHYMES**

80 preloaded Classic Hindi and English rhymes for kids of all ages. This is the default mode on first power on/reset.

## **STORIES**

300+ pre-loaded Hindi and English stories. These stories are old age classics like Panchtantra stories, Fairy Tales, Akbar Birbal, Moral stories, Mythological Stories etc.

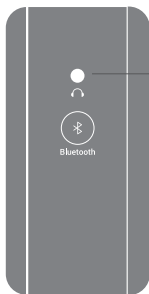
## **LEARNING**

15 fun learning songs based on topics like Numbers, Alphabets and Phonetics etc.

## **MANTRA**

33 Mantras and devotional songs comprising of Gayatri Mantra, Mahamritunjaya Mantra, Hanuman Chalisa, Om chant and more

## RIGHT SIDE VIEW: BLUETOOTH MODE & AUX OUT



3.5 mm audio  
jack for connecting  
external  
speakers/headphones

### BLUETOOTH MODE\*\*

Pair your mobile phone/ Tablet with Carvaan Mini Kids. Enjoy songs stored on your personal device on Carvaan Mini Kids Speaker.

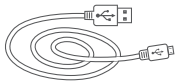
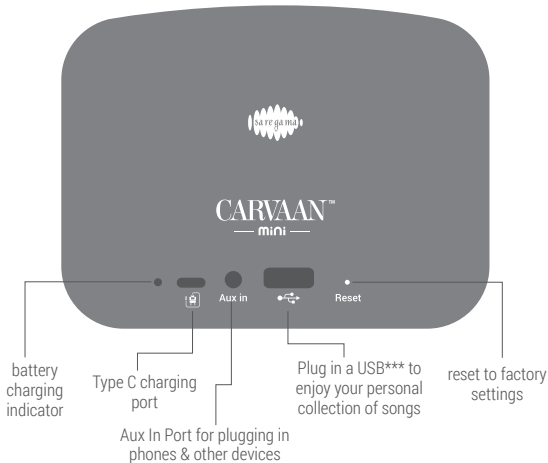
*\*\* Supports BT version 4.1*

## FRONT VIEW: STATUS LIGHT



When you turn on Carvaan Mini Kids you will be able to see a light on the front of the unit. This light indicates the status as follows:

- i. When the blue light is steady, it indicates that a song has been paused
- ii. When the blue light blinks, it indicates that the battery is very low. Please connect the unit to a power source to charge it



USB to USB Type C charging cable.  
Frequency 50 Hz input and 5V 1A output

Full battery charge time 1-2 hours

Battery usage: Approximately 3-4 hours once the battery is fully charged

*\*\*\*Supports for USB 2.0*

# SAFETY HANDLING

## 1. CARE FOR PRODUCT

- a. Keep Carvaan Mini Kids away from dust and excessive heat (heat registers, stoves etc.)
- b. Prevent spillage of water or any other liquid as this can cause failure of Carvaan Mini Kids or could prove to be a potential fire hazard
- c. Clean the unit with a dry cloth only
- d. Do not walk on or pinch the power cord close to the plug
- e. Do not immerse Carvaan Mini Kids into water

## 2. CARE FOR BATTERY

- a. Do not expose the battery to heat sources greater than 60°C
- b. Recycle or dispose the battery when essential. Please ensure proper battery handling and disposal methods
- c. Do not subject the battery pack to a mechanical shock

d. In the event of a battery leak, do not allow the liquid to come in contact with the skin or eyes. If contact has been made, wash the affected area with water and seek medical advice

e. For prolonging battery life, avoid discharging the battery completely

f. To ensure optimum battery condition, the unit should be charged for atleast 4 to 5 hours, once a month.

*Note: if the unit is unused for a month or more, battery will get completely discharged*

## 3. OTHERS

a. Use attachments / accessories as specified by the manufacturer

b. Please contact an authorized service center for any repair/ servicing requirements or call the toll free no. 1800-102-7799

## WARRANTY OVERVIEW

Carvaan Mini Kids comes with a 6 months Warranty on all parts, excluding accessories. This includes servicing/ repair or replacement of damaged parts.

The warranty does not apply and does not cover the following:

- Liability for loss of data/content loaded in the product due to misuse or tampering
- Damage caused due to force majeure events; events caused by fire, water, electrical disturbances etc.; events beyond the control of Saregama; acts of negligence or mishandling; usage for commercial, business, industrial, educational or rental purposes

## WARRANTY TYPE

Carry-in Warranty service requires that the Product be brought by the Customer, at his/her sole cost and responsibility, to the Authorized Dealers along with the original invoice.



Waste electrical products should not be disposed of with household waste. Please follow disposal and recycling instructions issued by the concerned local authority.

## IMPORTANT LINKS

**Station List & Song List:**

[www.saregama.com/carvaanmini/kids/songlist](http://www.saregama.com/carvaanmini/kids/songlist)

**Detailed Warranty:**

[www.saregama.com/carvaanmini/kids/warranty](http://www.saregama.com/carvaanmini/kids/warranty)

## WARRANTY CARD

Customer's Name: \_\_\_\_\_

Customer's Address: \_\_\_\_\_

\_\_\_\_\_

\_\_\_\_\_

Product Serial No.: \_\_\_\_\_

Date of Purchase: \_\_\_\_\_

Expiry Date: \_\_\_\_\_

I accept the terms and conditions of the warranty.

Retailer's Name: \_\_\_\_\_

Retailer's Signature/Seal: \_\_\_\_\_

\_\_\_\_\_  
Customer's Signature