

CAROLINA

20



24

PANTHERS

# MEDIA GUIDE

live fully



Atrium Health

OFFICIAL HEALTH CARE PARTNER OF THE  
**CAROLINA PANTHERS**



CAROLINA **2024** PANTHERS

# SCHEDULE

PS 1  
 PATRIOTS  
**AUG 8 7:00PM**

PS 2  
 JETS  
**AUG 17 7:00PM**

PS 3  
 BILLS  
**AUG 24 1:00PM**

WEEK 1  
 SAINTS  
**SEP 8 1:00PM**

WEEK 2  
 CHARGERS  
**SEP 15 1:00PM**

WEEK 3  
 RAIDERS  
**SEP 22 4:05PM**

WEEK 4  
 BENGALS  
**SEP 29 1:00PM**

WEEK 5  
 BEARS  
**OCT 6 1:00PM**

WEEK 6  
 FALCONS  
**OCT 13 4:25PM**

WEEK 7  
 COMMANDERS  
**OCT 20 4:05PM**

WEEK 8  
 BRONCOS  
**OCT 27 4:25PM**

WEEK 9  
 SAINTS  
**NOV 3 1:00PM**

WEEK 10  
 GIANTS  
**NOV 10 9:30AM**  
 MUNICH, GERMANY

WEEK 11  
**BYE**

WEEK 12  
 CHIEFS  
**NOV 24 1:00PM**

WEEK 13  
 BUCCANEERS  
**DEC 1 4:05PM**

WEEK 14  
 EAGLES  
**DEC 8 1:00PM**

WEEK 15  
 COWBOYS  
**DEC 15 1:00PM**

WEEK 16  
 CARDINALS  
**DEC 22 1:00PM**

WEEK 17  
 BUCCANEERS  
**DEC 29 1:00PM**

WEEK 18  
 FALCONS  
**TBD**



**HOME**  
**AWAY**

DATES & TIMES (ET) SUBJECT TO CHANGE  
 PURCHASE TICKETS AT [PANTHERS.COM/TICKETS](http://PANTHERS.COM/TICKETS)



# PANTHERS STAFF DIRECTORY

## OWNERSHIP

David Tepper ..... Chairman  
Nicole Tepper ..... Chief Administrative Officer

## ADMINISTRATION

Kristi Coleman ..... President  
Jake Burns ..... Chief Strategy & Development Officer  
David Dickerson ..... Chief Financial Officer  
Tamera Green ..... Chief Communications Officer  
Kisha Smith ..... Chief People Officer  
Tanya Taylor ..... General Counsel  
Caroline Wright ..... Chief Venues Officer  
Tracey Nicholas ..... Executive Assistant to the President  
Samantha Ziegelbauer ..... Executive Assistant to Ownership

## BUSINESS STRATEGY & ANALYTICS

Pooja Adial ..... Senior CRM Manager  
Parker Andrews ..... Senior Partnerships Analytics Coordinator  
Bryan Lodigiani ..... Vice President of Business Strategy & Analytics  
Hannah Fairman ..... Strategic Business Analyst  
Harrison Regan ..... Business Strategy & Analytics Manager  
Logan Self ..... Senior Business Intelligence Analyst  
Trevor Weimer ..... Partnership Analytics Coordinator

## COACHING STAFF

Dave Canales ..... Head Coach  
Ejiro Evero ..... Defensive Coordinator  
Brad Idzik ..... Offensive Coordinator  
Tracy Smith ..... Special Teams Coordinator  
Daren Bates ..... Special Teams Assistant  
Jessica Beckenstein ..... Head Coach Assistant & Coaching Operations Manager  
Mike Bercovici ..... Offensive Assistant  
Jim Caldwell ..... Senior Assistant  
Dom Capers ..... Senior Defensive Assistant  
Nathan Carroll ..... Passing Game Coordinator  
Mayur Chaudhari ..... Defensive Assistant  
Jonathan Cooley ..... Defensive Pass Game Coordinator  
Scott Cooper ..... Director of Coaching Development & Culture  
Ilir Emini ..... Coaching Assistant  
Joe Gilbert ..... Offensive Line  
Harold Goodwin ..... Assistant Head Coach/Run Game Coordinator  
DeAngelo Hall ..... Assistant Defensive Backs  
Peter Hansen ..... Linebackers  
Will Harriger ..... Quarterbacks  
Keli'i Kekuewa ..... Assistant Offensive Line  
George Li ..... Game Management Coordinator  
Tem Lukabu ..... Outside Linebackers  
Bobby Maffei ..... Defensive Quality Control  
Pat McPherson ..... Tight Ends  
Rob Moore ..... Wide Receivers  
Bernie Parmalee ..... Running Backs  
Dean Petzing ..... Offensive Quality Control  
Todd Wash ..... Defensive Line  
Bert Watts ..... Secondary/Safeties



# PANTHERS STAFF DIRECTORY

## COMMUNICATIONS

Chris Brannon	Communications Coordinator
Sarah Clark	Senior Director - Corporate Communications
Lily Gardner	Corporate Communications Assistant
Dillon Love	Communications Coordinator
Bruce Speight	Vice President of Communications

## COMMUNITY RELATIONS

Jill Cole	Community Relations Manager
Cal Davies	Youth Football & Programs Manager
Riley Fields	Director of Community Relations
David Monroe	Historian
Rachel Sittler	Youth Football Assistant
Lauren Stamas	Community Relations Assistant

## CONTENT & BROADCASTING

Greg Bostrom	Senior Director/Head of Content
Kelly Bright	Producer/Editor, Documentary & Features
Joe Brunett	Editor, Documentary & Features
Christopher Butts	Producer, Football Talk Video
Jack Chapman	Executive Producer, Documentary & Features
Darin Gantt	Senior Writer/Managing Editor, Panthers.com
Alex Grant	Creative Media Manager
Connor Harrison	Senior Producer, Social Video
Kassidy Hill	Reporter, Panthers.com
Matt Hogan	Producer, Audio Broadcasting
Jonathan Johnson	Producer, Social Video
David Langton	Radio Executive Producer
Amy Martin	Senior Broadcasting Manager
Dan Nettles	Director of Digital Video
Rob Paul	Senior Producer, Production Operations
Anish Shroff	Radio Play-By-Play Announcer
Eric Sierra	Social Platforms Coordinator

## CORPORATE PARTNERSHIPS

Emily Bray	Partnership Strategy Coordinator
Kendall Calamusa	Digital Partnerships Coordinator
Lizzy Crumpton	Partnership Strategy Coordinator
Anthony Darr	Partnership Strategy Coordinator
Khara Gibson-Taylor	Digital Partnerships Coordinator
Isabel Holland	Partnership Strategy Coordinator
Cameron Hutchinson	Director of Partnerships Success & Strategy
Kendall Leatherman	Partnerships Success & Strategy Manager
Mike Mahoney	Partnership Sales Manager
Griffin Miller	Partnership Sales Manager
Jonathan Norman	Senior Director of Business Development
Dan O'Neill	Vice President of Corporate Partnerships
Dave Pitt	Senior Director - Corporate Partnership Sales
Lauren Taylor	Partnership Sales Manager
Aaron Winton	Director of Partnership Sales

## EVENT PRESENTATION & ENTERTAINMENT

Hannah Bourquardez	Entertainment Assistant
Adam Butler	Broadcast Operations Manager
Caleb Cochrane	Audio Visual Technician

# PANTHERS STAFF DIRECTORY

Nadia Deas	Producer, Events
Thomas Delves	Director - Presentation & Production - PantherVision
Sydney Ditmar	Production Manager
Andy Gustafson	Panthers Producer
Ken Harrill	Mascot Coordinator
Chandalae Lanouette	Entertainment Manager
Meaghan Moriarty	Entertainment Manager
Brandon Swett	Producer
Miguel Vargas	Director of Entertainment
Brett Yanick	Motion Graphics Designer

## FACILITIES

Paul Adams	Electrician
Austin Blalock	Structural Maintenance Assistant
Joe Flannigan	Senior Director - Engineering & Sustainability
Carl Franklin	Facility Maintenance & Repair Assistant
Brandon Goldthrite	Structural Maintenance Assistant
Don Gordon	Director of Facilities
Dan Moose	Structural Maintenance Assistant
John Neuman	Lead Electrician
Jamie Radford	Electrician
Gerard Reyes	Maintenance Supervisor
Dominick Russo	Preventative Maintenance Supervisor
Scott Skinner	Facility Maintenance & Repair Assistant
Adam Thompson	Plumbing Supervisor
Cameron Tucker	MEP Planner & Scheduler
Brad Wilson	Facility Maintenance & Repair Assistant
Brandon Wilson	Refrigeration Assistant

## FINANCE

Dana Arden	Payroll Manager
Cindy Capousis	Executive Assistant - Finance
Shawn Clisso	Senior Accountant
Mia Cunningham	Accountant
Kristi Heppner	Director of Finance
James Plyler	Senior Director of Finance/Controller
Ken Polk	Accounting Manager

## FOOTBALL OPERATIONS

Dan Morgan	President of Football Operations/General Manager
Brandt Tiliis	Executive Vice President of Football Operations
Mike Anderson	Director of Football Operations
Jeff Brown	Vice President of Football Operations
Benjamin Contrino	Football Analytics Manager
Justin Davidov	Football Administration Coordinator
Matthew "Los" Delgado	Chief of Staff
Eric Eager	Vice President of Football Analytics
Trip Foreman	Football Operations Manager
Todd Green	Video Director
Chase Howell	Video Assistant
Jaiquawn Jarrett	Assistant Director of Player Engagement
Jamal Kearney	Equipment Assistant
Jeremy Kelley	Director of Legend Affairs
Kyle Lane	Assistant Video Director
Mike Lounsberry	Football Research Analyst
Danny O'Toole	Assistant Equipment Manager

# PANTHERS STAFF DIRECTORY

Leya Prezelski	Player Affairs Coordinator
Bailey Sarkisian	Video Assistant
Blake Still	Video Coordinator
Claire Stokes	Player Personnel Manager
Don Toner	Equipment Manager
Sam Welch	Equipment Assistant
Kevin Winston	Vice President of Player Affairs

## GROUNDSKEEPING

Brian Ballard	Sports Field Manager
Danny Losito	Director of Sports Field & Grounds
Dennis Riggs	Sports Field Assistant
Jordan Schrader	Sports Field Manager
Logan Strong	Sports Field Assistant
Adam Webb	Sports Field Assistant

## HUMAN RESOURCES & LEGAL

Jasmine Butler	Associate Counsel
Quentin DeBerry	Director of Inclusion & Belonging
Mark Francis	Paralegal
Mike Larsson	Total Rewards Manager
Brian Pille	Human Resources Business Partner
André Walters	Deputy General Counsel
Reggie Woods	Associate Counsel
Crystal Wright	Director of Employee Experience & Development

## INFORMATION TECHNOLOGY

Rob Bence	Vice President of Technology
Braiden Bessey	IT Support Engineer
TJ Carney	Director of Infrastructure
James Doswell	IT Support Engineer
Luis Garcia	IT Infrastructure Support Engineer
Mike Maus	Network Engineer
Mike Phillips	Football Solutions & Software Manager
JD Rast	Football IT Support Manager
Madison Slater	Director of Cybersecurity
David Smith	Senior Software Developer

## MARKETING

Chris Boone	Marketing Analytics Manager
Ryan Brewer	Senior Marketing Coordinator
Caitlyn Campbell	Marketing Coordinator
Erin Collums	Senior Performance Marketing Manager
Cara Couture	Senior Marketing Automation Strategy Manager
Mike Duffy	Digital Platforms Manager
Ryan Gaylets	Senior Graphic Designer
Destiny Harrison	Marketing Coordinator
Hil Howle	Graphic Designer
Paige Hughes	Email Marketing Manager
Morgan Jenkins	Digital Platforms Coordinator
Kalen Karahalios	Director of Marketing
Brooke Kopittke	Graphic Designer
Sean Phaler	Senior Director of Digital Marketing
Austin Thomas	Graphic Designer
Dawn Turner	Senior Director of Brand & Consumer Marketing
Jaclyn Urda	Marketing Manager
TomEthel York	Marketing Automation Manager



# PANTHERS STAFF DIRECTORY

## PLAYER WELLNESS & MEDICAL STAFF

Andrew Althoff	Director of Health Performance & Innovation
Thomas Barbeau	Return to Play Coordinator/Assistant Strength & Conditioning Coach
Ryan Bellerose	Director of Sports Science
Kate Callaway	Director of Performance Nutrition
Johnathan Gossett	Sports Science Coordinator
Dr. Nancy Gritter	Head Team Primary Care Sports Medicine Physician and Internist
Harrison Grube	Lead Medical Return to Performance/Staff Athletic Trainer
Dr. William Hammonds	Team Ophthalmologist
Tracie Hartman	Culinary Director
Dr. Jim Herron	Team Dentist
Genevieve Humphrey	Assistant Strength & Conditioning Coach
Kevin King	Head Athletic Trainer
Nevin Markel	Team Chiropractor
Dr. Scott Lindblom	Team Internist
Karen Ocwieja	Assistant Athletic Trainer
Dr. JoAnne Perry	Mental Health Clinician
Tim Rabas	Performance Nutrition Assistant
Dr. Jonathan Riboh	Team Orthopedist
Corey Rodrigo	Physical Therapist
Katy Rogers	Assistant Athletic Trainer
Dr. Evan Smith	Team Dentist
Dr. Durham Weeks	Head Team Orthopedist
Brad Weist	Team Chiropractor
Jeremy Scott	Strength & Conditioning Coach
Kylan Smith	Physical Therapist

## SCOUTING

Jackson Block	Scouting Assistant
Juston Burris	Pro Scout
Colton Chapple	Area Scout
Brian Decker	Vice President of Team Development
Corey Fuller	Area Scout
Robert Haines	National Scout
Jared Kirksey	Director of College Scouting
Kaleb Leach	Area Scout
Adam Maxie	Pro Scout
Caden McCloughan	Area Scout
Lee McNeill	Assistant Director of Pro Personnel
Brad Obee	Area Scout
Chris Smith	Scouting Assistant
Cole Spencer	Director of Player Personnel
Jordan Trgovac	Area Scout
Gabby Weinrich	Scouting Assistant
David Whittington	Assistant Director of College Scouting

## SECURITY

Patsy Alston	Security Officer
Arian Avellaneda	Security Officer
Billie Castro	Security Officer
Yan Chhoeung	Security Officer
Anthony Cutler	Security Officer
John Diggs	Director of Safety & Compliance
Zavier Douglas	Security Officer
Kentrell Durant	Security Shift Supervisor

# PANTHERS STAFF DIRECTORY

Randy Edens	Security Officer
Breelee Elliotte	Security Shift Supervisor
Randy Goforth	Stadium Security Manager
Andre Haston	Compliance & Standards Manager
Jason Hill	Receiving & Storage Coordinator
Eric Holley	Security Officer
Gerri Huff	Security Officer
Alex Klaasse	Security Officer
Eddie Levins	Vice President of Compliance & Operations
Eddie Loden	Security Officer
Henry Lowe	Security Shift Supervisor
Candice Pittman	Security Officer
Ricky Robbins	Team Security Assistant
David Roye	Security Shift Supervisor
Tameka Sawyers	Security Officer
Scott Sineath	Team Security Manager
Paul Squires	Mail Delivery Assistant
JD Weigl	Security Shift Supervisor

## STADIUM OPERATIONS

Clancey Adams	Senior Manager of Venue Programming
Bonnie Almond	Senior Director of Operations & Events
Jason Bastian	Senior Manager Sporting Events
Matthew Fowler	Live Events Manager
Ryley Harbour	Sporting Coordinator - Soccer
BreShawn Holley	Stadium Operations Assistant
Chris Matz	Locker Room Equipment & Warehouse Coordinator
David Mongon	Vice President of Project Development
Kasey Parker	Venue Programming Assistant
Joe Ramirez	Project Coordinator
Brenna Ramsey	Events Coordinator
Derek Schulman	Sporting Coordinator - Football
Victoria Toye	Project Manager
Candice Wilson	Guest Experience Manager

## TICKETING

Morgan Abdalla	Ticket Sales Coordinator
Riley Ammons	Premium Service Assistant
Jennifer Barrett	Ticket Operations Manager - Special Events
Claire Beaudry	Ticket Operations Assistant
Mike Brown	Vice President of Ticket Sales & Services
Sydnee Carter	Membership Services Coordinator
Mike Chambers	Ticket Sales Account Executive
Hannah Chandarana	Membership Services Manager
Ryan Conaghan	Premium Sales Account Executive
Dylan Evans	Senior Manager of Ticket Operations
Bryce Garvey	Director of Ticket Sales & Services
Eric Garvey	Ticket Sales Manager
Darius Green	Ticket Sales Account Executive
Luke Grieco	Membership Services Representative
Keith Griffith	Membership Services Representative
Andrew Horning	Ticket Sales Account Executive
Jaime Logan	Inside Sales Manager
Daniel Leverton	Senior Coordinator-Ticket Operations
Austin Moore	Premium Sales Account Executive
David Nelson	Head of Premium Partnerships Sales & Services

# PANTHERS STAFF DIRECTORY

Caitlin Roberts	Senior Manager Premium Services
Russell Robinson	Premium Sales Manager
Isabel Rubino	Membership Services Representative
Lindsey Schaefer	Premium Sales Account Executive
Hanna Scott	Ticket Sales Account Executive
Emily Swanton	Ticket Sales Account Executive
Mike Tillman	Premium Services Coordinator
Hanna Tyree	Ticket Sales Account Executive
Kanyon West	Senior Director of Ticket Operations
Matthew White	Group Ticket Sales Coordinator





As we begin the 30th season of Carolina Panthers football, we want to take a moment to thank everyone for the ongoing support, commitment, and dedication to this organization. From our incredible fans, players, and legends to the front office staff and all who make game days at Bank of America Stadium possible, we're thrilled to celebrate this milestone and build on the momentum.

Between hosting Training Camp in Charlotte for the first time, watching Julius Peppers be inducted into the Pro Football Hall of Fame, looking ahead to our first-ever game in Germany, and starting a major stadium renovation, we're celebrating the rich history of this team while planning for our future.

Every moment on and off the field is an opportunity to show our strength, resilience, and unity, and we look forward to bringing that energy every week.

***KEEP POUNDING!***

---

David & Nicole Tepper



# BUSINESS ADMINISTRATION





# KRISTI COLEMAN

11TH NFL SEASON  
11TH PANTHERS SEASON

**PRESIDENT**

A true trailblazer across professional sports as only the second-ever female president in NFL history, Kristi Coleman has been President of the Carolina Panthers since February 2022. In her role, Coleman is responsible for navigating the dynamic challenges of operating in a multibillion-dollar industry – from fostering relationships with league officials, partners, and stakeholders, to spearheading innovative business opportunities and enhancing fan engagement to overseeing all aspects of the team’s business initiatives and developments while also working closely with football operations to ensure proper alignment of organizational priorities, policies, and implementations.

Coleman originally joined the Panthers in 2014, and in her decade with the organization, she has risen from Controller to Director of Finance, to Vice President and CFO, and currently President – a testament to her work ethic, proactive mentality, and comprehensive skillset. As CFO, Coleman oversaw the financial functions for all of TSE, ranging from budgeting and financial reporting to auditing and risk management. Coleman operated as the leader of multiple departments, including finance, business strategy and analytics, and human resources. She also played a crucial role as the point person across all NFL and Collective Bargaining Agreement financial reporting. As Director of Finance, Coleman was a major contributor to the due diligence process for the purchase of the Panthers by Tepper Sports & Entertainment TSE, which, at the time, was the largest sale in NFL history.

As President, Coleman negotiated the extension of the stadium’s naming rights deal with long-time partner, Bank of America. She also led the charge on the Panthers Training Camp debut in Charlotte in advance of the team’s 30th season.

Coleman’s impact also extends overseas, with the Panthers traveling to Germany for a game against the New York Giants in 2024. Under Coleman’s watch, this is the first time in franchise history that the team will play a game in Germany, with the matchup representing the culmination of years of strategic overseas relationship building to expand the Panthers’ influence internationally.

Most recently, Coleman represented the Panthers as the leader of the stadium renovation project, ultimately securing the Charlotte City Council’s vote for a joint \$800 million renovation plan that will tie the Panthers to the city for the next 20 years.

Coleman also has a passion for community outreach extending the Panthers impact beyond football. With her support, the Panthers have focused on the growth of girls flag football. Over the span of three years, the Panthers have helped grow the sport from 500 participating student-athletes to 2,100 across the Carolinas. The Panthers ultimate goal is to get girls flag football sanctioned as a varsity sport in both North and South Carolina.

Before her time with the Panthers, Coleman began her professional career with the public accounting firm, Deloitte, serving as Audit Manager and working closely with the Panthers organization.

In addition to her work with the Panthers, Coleman has formed roots throughout the Carolinas, sitting on the Board of Trustees for the Central Piedmont Community College Foundation and Queens University, the Executive Committee of the Charlotte Regional Business Alliance, the Board of Directors of Charlotte Sports and Charlotte Center City Partners, and the President Advisory Board of Clemson University. Coleman is also a member of the Charlotte Executive Leadership Council and serves on the finance committee of Girls on the Run.

Coleman has been recognized for her accomplishments with the Charlotte Business Journal 40 Under 40 Award in 2020 and Sports Business Journal Game Changers in 2024.

Coleman grew up near Lake Hartwell, S.C. and graduated from Clemson University with a degree in accounting. She also holds a master’s degree in professional accountancy from Clemson. Coleman and her husband, Wade, have two sons, Thomas and Charlie.





## JAKE BURNS

4TH NFL SEASON  
4TH PANTHERS SEASON

**SVP, CHIEF STRATEGY & DEVELOPMENT OFFICER, TSE**

Jake Burns joined Tepper Sports & Entertainment in April 2021 and serves as the Chief Strategy and Development Officer. In his role, Burns focuses on forward-looking, high-level strategic initiatives, encompassing commercial endeavors of significant impact across the enterprise, while also guiding the Business Strategy and Analytics team.


Burns came to TSE after five seasons with Major League Baseball's Washington Nationals, most recently as the team's Executive Vice President, Business Operations. In his role, he was responsible for all functions related to revenue generation, including corporate partnerships, licensing, ticket and suite sales, strategy and analytics, broadcasting, marketing, brand management, game entertainment, retail, food and beverage and non-baseball events at Nationals Park.

Burns has nearly nine years of professional sports experience. Prior to joining the Nationals, Burns spent 14 years in organizational and human capital strategy consulting,

including time with Booz Allen Hamilton, a strategy and technology consulting firm based out of McLean, Va. While at Booz Allen Hamilton, Jake served as a Senior Associate in the firm's Defense and Intelligence Group where he was responsible for business development, account leadership, client delivery and career management for a team of consultants who helped organizations envision, design and implement major transformations.

Burns is a member of the Board of Trustees for the Charlotte Regional Business Alliance, the Charlotte Center City Partners Uptown Business Council, the Johnson & Wales University Executive Advisory Council, and the North Carolina Travel & Tourism Board. He also serves as a volunteer youth baseball coach.

Burns holds a bachelor's degree in systems engineering from the University of Virginia and an MBA from the UVA Darden School of Business. Burns and his wife, Katherine, have two children, Jackson and Charlotte.



## DAVID DICKERSON

1ST NFL SEASON  
1ST PANTHERS SEASON

**SVP, CHIEF FINANCIAL OFFICER, TSE**

David Dickerson joined Tepper Sports & Entertainment as the Chief Financial Officer in July 2024. In his role, he leads all finance and accounting operations at TSE, including the Carolina Panthers, Charlotte FC and Bank of America Stadium. Dickerson is responsible for continuing to build the TSE corporate accounting team, driving improvements in operational efficiencies and financial performance, with a focus on efficiency and cost-effectiveness.

Dickerson brings over two decades of extensive experience across an array of sectors, including global manufacturing, public utility, and technology services. He embodies a blend of technical proficiency, strategic vision, and leadership acumen. Dickerson has extensive knowledge, experience, and skill in the implementation and application of US GAAP, SEC reporting, business process improvement, financial analysis, budgeting and forecasting, organizational design, and the development and implementation of financial policies and procedures.

In his previous role as vice president and chief accounting officer at Diversey Inc., he built the corporate accounting team and led the transformation of global accounting, driving significant improvements in operational efficiencies and financial performance. He was also instrumental in navigating Diversey through its IPO in March 2021.

Dickerson holds a Bachelor of Science in Accounting from the University of North Carolina at Charlotte and is a Certified Public Accountant.

Dickerson and his wife Melissa, son Ryan and stepdaughter Jada, live in Fort Mill, SC. His older son, Alex, lives in Austin, TX, and his stepson Jared is currently attending the University of North Carolina at Chapel Hill.



## TAMERA GREEN

2ND NFL SEASON  
2ND PANTHERS SEASON

**SVP, CHIEF COMMUNICATIONS OFFICER, TSE**

Tamera Green joined Tepper Sports & Entertainment in March 2023. In her role, Green oversees public and media relations, as well as corporate communications.

Green has more than three decades of experience in strategic marketing, communications and sports-related marketing. She comes to TSE from VIRIDIAN Marketing, a company she founded in 2012, where she won a “Crowns of Enterprise” award from the City of Charlotte and Mecklenburg County. Previously, Green held leadership roles with GMR Marketing and IMG, directing marketing and communications efforts for clients including Gillette, Best Buy, HBO, Cintas, VISA, Comcast and Coca-Cola.

Green played a key role in the effort to bring the Panthers to Charlotte, working on the franchise’s roll out of PSL funding that generated \$100 million toward the construction of the team’s stadium. In addition, she worked with other NFL teams on funding programs and community outreach strategies.

Green is a member of The Sports Business Journal’s inaugural class of “Game Changers: Women in Sports Business.” She was named “40 Under 40” by the Charlotte Business Journal and was selected as a “Woman Extraordinaire” by Business Leader Media. Green serves on Johnson C. Smith’s Board of Visitors and is a Crisis Assistance Ministry Board Member.

A graduate of the UNC-Chapel Hill with a degree in journalism and political science, Green also earned an MBA from Queens University. Green and her husband, Ron, have a daughter, Molly.



## KISHA SMITH

6TH NFL SEASON  
6TH PANTHERS SEASON

**SVP, CHIEF PEOPLE OFFICER, TSE**

Kisha Smith joined the Carolina Panthers in October 2019 as Vice President, Human Resources and was promoted to her current role with Tepper Sports & Entertainment in 2022. In her role, Smith leads the Human Resources function for TSE, including the Carolina Panthers, Charlotte FC and Bank of America Stadium.

Smith came to the Panthers as Vice President of Human Resources for the organization following a 15-year career with Walmart Inc. and Sam’s Club. There, Smith led and supported the companies’ logistics, regional operations, new store openings, health & wellness and headquarter functions in Florida, North Carolina, Washington D.C. and Bentonville, Ark., the location of the companies’ headquarters.

Originally hired into her HR career by the Walmart Logistics team as a Human Resource Office Manager in 2004, Smith held various roles with increasing responsibilities,

leading large HR teams, and partnering as a strategic business partner to varying levels of executive business operations leaders within different business segments of the company. Prior to joining TSE, her role was within the Sam’s Club division, serving as HR Senior Director, Field Operations.

Smith serves on the Charlotte Ballet Board of Trustees. A native of Shelby, N.C., Smith earned a degree in business administration from the University of North Carolina at Charlotte. She went on to earn an MBA in human resource management from Columbia Southern University, a Masters in Christian Education from Dallas Theological Seminary, and currently pursuing an Executive MBA at UNC Kenan-Flagler Business School. Smith and her husband, Marcus, have two children, Kylie and Santana.



# TANYA TAYLOR

2ND NFL SEASON  
2ND PANTHERS SEASON

**SVP, GENERAL COUNSEL, TSE**

Tanya M. Taylor serves as Senior Vice President, General Counsel for Tepper Sports & Entertainment, owner of the Carolina Panthers, Charlotte FC and Bank of America Stadium in Charlotte, NC. In this role, she oversees the corporate legal team, assuming responsibility for all company legal matters for team, stadium, and corporate operations.

Prior to joining TSE, Taylor most recently served as Executive Vice President, General Counsel and Corporate Secretary for Radisson Hotel Group Americas based in Minneapolis, MN, leading the corporate legal team and responsible for all company legal matters in the Americas, while also overseeing all Secretarial matters for its Board of Directors. She has also held various legal roles in hospitality, including Vice President, Regional General Counsel,

North America at Millennium Hotels & Resorts, and Vice President, Regional General Counsel, U.S., Latin America & Caribbean for more than nine years at Wyndham Hotel Group.

Taylor is on the Children’s Theater Company Board of Directors and a member of Jack and Jill of America. Born and raised in Northern NJ, Taylor received her bachelor’s degree from Georgetown University and her law degree from the University of Pennsylvania Carey Law School.



# CAROLINE WRIGHT

2ND NFL SEASON  
2ND PANTHERS SEASON

**SVP, CHIEF VENUES OFFICER, TSE**

Caroline Wright joined Tepper Sports & Entertainment in February 2023. In her role, Wright leads all aspects of Bank of America Stadium’s day-to-day operations and all other Tepper Sports Owned and Operated venues, including capital development, grounds, security, maintenance, technology, game entertainment & presentation, defining service standards and ensuring best in class operational performance. Additionally, she oversees booking concerts and events at Bank of America Stadium as well as food and beverage concessions and merchandise programs.

Prior to coming to TSE, Wright spent 27 years with Maple Leaf Sports & Entertainment (MLSE), most recently as the Vice President and General Manager, Venues. She led the management of all facility and event operations across MLSE’s owned and operated venues, including Scotiabank Arena, BMO Field, Coca-Cola Coliseum, Ford Performance Centre, BMO Training Ground and OVO Athletic Centre and Lamport Stadium. These venues are home to the Toronto Maple Leafs (NHL), Toronto Raptors (NBA), Toronto FC (MLS), Toronto Argos (CFL) and a world-leading live entertainment business.

Prior to her appointment as Vice President & GM, Wright held leadership roles in the areas of Venue Strategy, Capital Projects, Creative Agency Production, Marketing, Fan Loyalty, Retail and Global Partnerships & Ticketing.

Since 2004, Wright has served on the Durham College Sports Management Advisory Board, previously volunteered with the MLSE Foundation and was a volunteer for Habitat for Humanity in New Orleans in the post-Hurricane Katrina cleanup. She currently sits on the committee for the American Heart Association Heart Ball in Charlotte, N.C.

A native Canadian, Wright grew up north of Toronto, Ontario and graduated from Durham College with a diploma in Sports Business. She recently completed a certification in Holistic Nutrition. Wright and her husband, Chris, have two sons, Mason and Brendan.



# FOOTBALL ADMINISTRATION





# DAN MORGAN

14TH NFL SEASON  
4TH PANTHERS SEASON

**PRESIDENT OF FOOTBALL OPERATIONS/GENERAL MANAGER**

Dan Morgan was named President of Football Operations/General Manager of the Carolina Panthers on January 22, 2024. Now in his fourth season with Carolina's front office, Morgan, a former Panthers first-round pick (2001), was promoted after three seasons as the assistant general manager (2021-23).

"Dan has a clear vision to take us where we all want to go," Chairman David A. Tepper said after promoting Morgan. "We know he will attack this opportunity with the same intensity he did as a Panthers player."

Prior to re-joining Carolina, Morgan spent three years (2018-20) with the Bills as director of player personnel. While with Buffalo, the team made two playoff appearances, including a trip to the AFC Championship.

Morgan's front office experience started in Seattle (2010). In his second season with the Seahawks, he was named assistant director of pro personnel, a position he held for four seasons (2011-14), including their Super Bowl XLVIII victory. Later, he was promoted to director of pro personnel (2015), and he was responsible for guiding the pro and advance scouting efforts for the club.

Selected 11th overall by Carolina in the 2001 NFL Draft, Morgan played seven seasons for the Panthers (2001-07) and tallied 390 tackles and 11 takeaways.

As part of a defense that led the Panthers to a Super Bowl appearance following the 2003 season, Morgan was selected to the Pro Bowl after posting a single-season high 102 tackles. He concluded that season with 25 tackles in Super Bowl XXXVIII, a franchise postseason record.

He was inducted into the College Football Hall of Fame in 2021 in recognition of his stellar career at the University of Miami (Fla.).

Morgan became the first player to be named captain as a sophomore at Miami. He won the Nagurski Trophy and Bednarik Award (given to the top defensive player in the country), as well as the Butkus Award (for the best linebacker) in 2000, becoming the first player in NCAA history to win all three in a career. He also earned All-America honors and was named the 2000 Big East Player of the Year.

A native of Clifton Heights, Pa, Morgan and his wife, Ashleigh, have three children, Lexi, Brady, and, Cali.

## CAREER HISTORY

	2010	Scouting Intern
	2011-14	Assistant Director of Pro Personnel
	2015-17	Director of Pro Personnel
	2018-20	Director of Player Personnel
	2021-23	Assistant General Manager
	2024-	President of Football Operations/ General Manager



# BRANDT TILIS

15TH NFL SEASON  
1ST PANTHERS SEASON

## EXECUTIVE VICE PRESIDENT OF FOOTBALL OPERATIONS

Brandt Tilis begins his first season with Carolina as the Executive Vice President of Football Operations, joining the Panthers after having spent 14 seasons in the Kansas City Chiefs front office, most recently serving as its Vice President of Football Operations for three seasons (2021-23). Working hand-in-hand with President of Football Operations/General Manager Dan Morgan, the two will address all of scouting, salary cap, and analytics in the front office.

In his role, Tilis will be responsible for all football administration and non-coaching matters related to operations, equipment, video, and analytics, among other areas. He will also lead player contract negotiations, compliance with the NFL Collective Bargaining Agreement and league rules, salary cap management, and maintenance and labor administration.

During his time in Kansas City, he served as the Chiefs lead contract negotiator since 2017 and worked to create a structure that allowed them to give quarterback Patrick Mahomes a record-breaking 10-year, \$450 million contract extension in 2020.

Tilis originally joined the Chiefs in 2010 as a Salary Cap/Contract Analyst and spent the last 14 years ascending within the organization, first as the Director of Salary Cap & Football Operations Analytics (2014-16) and then as the Director of Football Administration (2017-20) before spending his final three seasons in Kansas City as its Vice President of Football Operations (2021-23).

Prior to joining the Chiefs, Tilis spent three seasons in the Labor Operations Department for the National Football League Management Council (2007-09). While at the league office, Tilis served as Labor Operations Coordinator (2008-09) after originally joining the NFL Management Council as a Labor Operations Intern (2007).

The Dallas, Texas, native graduated in 2007 from the University of Rochester with two degrees in economics and statistics, including a special citation in finance. He spent three summers (2004-06) as a Football Operations Intern for the Oakland Raiders before joining the NFL office. He and his wife, Elizabeth, have two daughters, Samantha and Brooklyn.



# ANDREW ALTHOFF

5TH NFL SEASON  
5TH PANTHERS SEASON

## DIRECTOR OF HEALTH, PERFORMANCE & INNOVATION

Andrew Althoff enters his fifth season with the Carolina Panthers and first as the director of health, performance and innovation. In his position, Althoff oversees the strength & conditioning, performance nutrition, sports science, sports medicine and culinary departments, and is responsible for integrating physical, psychological, and social aspects of player performance into a strategic approach.

Althoff joined Carolina following 11 years at Baylor University in various roles, most recently as assistant athletic director for sports performance. He was originally hired at Baylor as assistant director of Olympic sports (2009), and during his tenure, held numerous titles including co-director of Olympic sports, associate director of football and director of applied performance.

Prior to his time at Baylor, Althoff worked at Valdosta State University where he designed and implemented

programs for numerous sports including football which won the Division II National Championship (2007).

Althoff played collegiately at Loras College. At the completion of his playing career, he became a student coach with the school. While at Loras, he worked in strength and conditioning with multiple sports.

Holding a master's in education from Valdosta State University and a bachelor's degree in sports science with minors in biology and coaching from Loras College, Althoff also has certifications from the National Strength and Conditioning Association, the Collegiate Strength and Conditioning Coaches Association, USA Weightlifting and is functional movement certified.

Althoff and his wife, Chrissie, have three sons: Tucker, Joel, and Eli.



# MIKE ANDERSON

15TH NFL SEASON  
15TH PANTHERS SEASON

## DIRECTOR OF FOOTBALL OPERATIONS

Mike Anderson enters his 15th season with the Carolina Panthers and fourth as director of football operations. In his role, Anderson is responsible for the team's travel logistics, including charters, hotels and ground transportation for home and away games. He is also tasked with overseeing training camp planning and department budgeting, while supporting day-to-day logistics.

Anderson joined Carolina in 2010, spending one season with the equipment staff before shifting to the football operations department (2011). He was named football operations assistant (2013), before being promoted to assistant director of football operations (2017).

A native of Charlotte, Anderson earned his degree in sport management from N.C. State (2010).

Anderson and his wife, Ashlee, have two sons, Wesley, and, Hayes.



# RYAN BELLEROSE

4TH NFL SEASON  
4TH PANTHERS SEASON

## DIRECTOR OF SPORTS SCIENCE

Ryan Bellerose enters his fourth season with the Carolina Panthers, and his first as director of sports science. Bellerose rejoined Carolina as the sports science coordinator (2022-23) after originally serving as a human performance assistant with the Panthers (2020).

Prior to his return, Bellerose spent a season at Vanderbilt University as an assistant strength & conditioning coach and director of sports science (2021).

After starting his career as an intern at Ball State University in their strength & conditioning department working with football and women's basketball (2015), Bellerose

then went back to his alma mater, Plymouth State University, as a student strength and conditioning coach, offensive line assistant and teacher while finishing his degree.

Bellerose spent four years (2016-19) at the University of South Carolina in a number of roles, working his way from strength and conditioning intern to interim director of strength and conditioning.

A native of Hudson, N.H., Bellerose graduated from Plymouth State with a bachelor's degree in physical education in 2016, while he also played football as a three-year starter along the offensive line.



# JEFF BROWN

14TH NFL SEASON  
2ND PANTHERS SEASON

## VICE PRESIDENT OF FOOTBALL OPERATIONS

Jeff Brown enters his second season with the Carolina Panthers as the vice president of football operations.

Brown joined the Panthers after 12 seasons in football operations with the Indianapolis Colts, most recently serving as the team's director of operations (2015-22), managing team logistics and training camp operations in addition to overseeing facility operations and grounds. Before that, he served as the Colts manager of operations (2012-14) and was the team's football operations assistant (2011), as well as an equipment and public relations intern.

A native of Indianapolis, Ind., Brown was a ball boy for the Colts (1999-2010) while playing and then coaching baseball at his alma mater Butler University.

A standout baseball player at Butler from 2002-06, Brown helped Butler reach 34 wins in back-to-back seasons, a total that still stands as a program record. Brown played two seasons (2007-08) with the Traverse City Beach Bums an independent minor league baseball team in the Frontier League before returning to Butler as an assistant baseball coach from 2006-10.

Brown holds a degree in public relations and advertising from Butler. He and his wife, Leah, have four children: Marin, Callen, Braela, and, Jaelen.



# KATE CALLAWAY

5TH NFL SEASON  
5TH PANTHERS SEASON

## DIRECTOR OF PERFORMANCE NUTRITION

Kate Callaway enters her fifth season with the Carolina Panthers as director of performance nutrition. In her role, Callaway is responsible for providing individual and team nutrition strategies for optimal performance and health.

Prior to joining the Panthers staff, Callaway's experience included work as a sports dietitian at the University of Mississippi (2016-20), eating disorder treatment dietitian at UNC-Chapel Hill Center of Excellence for Eating Disorders (2014-16), director of sports nutrition at North Carolina State University (2012-14), and sports dietitian at Auburn University (2010-12).

Callaway, MS, RDN, CSSD, ISAK, -1, RYT-500, received a Bachelor of Science in nutrition and Master of Science in sports nutrition from Auburn University.



## ERIC EAGER

1ST NFL SEASON  
1ST PANTHERS SEASON

### VICE PRESIDENT OF FOOTBALL ANALYTICS

Eric Eager begins his first season with the Carolina Panthers as Vice President of Football Analytics. Eager possesses many years in the football analytics field, and most recently served as a vice president and partner for SumerSports, a sports analytics company led by former Atlanta Falcons general manager Thomas Dimitroff.

Eager spent seven seasons with Pro Football Focus, most recently serving as the Vice President of Research and Development. While at PFF he was tasked with building and leading their analytics group, which developed analytical tools for NFL and NCAA teams, as well as NBC and NFL Network.

Eager attended Minnesota State University Moorhead, where he played college football and graduated with a mathematics degree. He went on to graduate from the University of Nebraska to earn his masters in mathematics and a doctorate in applied mathematics.



## TODD GREEN

5TH NFL SEASON  
5TH PANTHERS SEASON

### VIDEO DIRECTOR

Todd Green enters his fifth season with the Carolina Panthers as the video director.

In his role, Green manages the football operations' video team, in charge of capturing, editing and organizing team video for the coaching and personnel staff throughout the season and offseason. In addition to film production, his staff is responsible for ensuring all meeting rooms for coaches and players are equipped with the necessary equipment, including projectors and computers. He is also tasked with overseeing the use of the team's 8K projector wall and the Microsoft tablets used by coaches and players during games. In the offseason, Green and his staff manage a database of all college football games to help coaches and personnel staff prepare for the NFL draft.

Before coming to Carolina, Green spent the previous six years at Clemson in the same role. While with the Tigers, he was a part of two national championships and five Atlantic Coast Conference titles.

Prior to his time at Clemson, Green worked five years at the United States Naval Academy, where he was originally hired as video director, before being promoted to assistant athletics director. Green also spent one year with the football team at the University of Arkansas (2008). He got his start in college athletics at The Citadel (2003).

Green earned a master's degree from the University of South Carolina and an undergraduate degree from the University of Tennessee.

He and his wife, Lauren, have two children, son, Thaddeus, and daughter, Mckinlee Grace.





## KEVIN KING

14TH NFL SEASON  
12TH PANTHERS SEASON

### HEAD ATHLETIC TRAINER

Kevin King enters his 12th season with the Carolina Panthers and fifth as head athletic trainer after seven years as assistant athletic trainer. Responsible for monitoring and caring for the overall health of the team and its personnel, King directs an athletic training/physical therapy staff that is experienced in injury prevention and recovery, as well as conditioning and rehabilitation.

King got his start in the NFL as a summer athletic training intern with the New York Giants (1998) and spent time with the Cleveland Browns as an athletic training intern (2003 & 2004).

During his career, King served as an assistant athletic trainer at North Carolina State University (2004-07) before he became a staff athletic trainer at the University of North Carolina (2007-13).

King attended East Carolina University where he earned a Bachelor's of Science degree in athletic training & sports medicine, before going on to earn his Master's from the University of Connecticut.

Inducted into the North Carolina Athletic Trainer Hall of Fame (2023), King was also recognized at the North Carolina Athletic Trainers' Association Clinical Symposium and Awards Ceremony where he received the Bill Griffin Most Distinguished Athletic Trainer Award (2019).

While advancing in the profession of athletic training and healthcare, King has remained active in committee work and leadership with various organizations, including the National Athletic Trainers' Association, Mid-Atlantic Athletic Trainers' Association, North Carolina Athletic Trainers' Association and Professional Football Athletic Trainers' Society.

A former batboy with the Carolina Mudcats (1995), King, a native of Wilson, N.C., attended Beddingfield High School. He and his wife, Nicole, live in Charlotte.



## JEREMY SCOTT

5TH NFL SEASON  
5TH PANTHERS SEASON

### HEAD STRENGTH & CONDITIONING COACH

Jeremy Scott enters his fifth season as the Head Strength and Conditioning Coach for the Carolina Panthers. Scott previously spent seven years in college as the director of athletic performance at Baylor (2017-19), and the head strength & conditioning coach at Temple (2013-17). During his college career he was a part of 16 bowl games, coached 24 first team All Americans and 94 NFL draft picks. Jeremy was a part of 2 Big Ten Championships, and an American Conference Championship.

Scott's coaching career began at Penn State University as an intern (1996) before he joined the strength and conditioning staff at PSU as a graduate assistant and earned his master's degree in health education (1999). He stayed with Penn State as the team's speed development coach and assistant strength and conditioning coach until 2012, when he joined Princeton University for one year as an assistant varsity strength coach (2012).

Jeremy has a B.S. in Fitness Management from Lock Haven University and a M.Ed. in Health Education from The Pennsylvania State University. He was named a Master Strength and Conditioning Coach in 2011.

Jeremy is a native of Wilkes-Barre, Pa. He has a wife Cory, daughter Emma, and son Evan.



## DON TONER

39TH NFL SEASON  
30TH PANTHERS SEASON

**EQUIPMENT MANAGER**

Don Toner enters his 30th season with the Carolina Panthers, and his eighth as equipment manager, after originally joining the franchise during their inaugural season of play (1995).

Toner previously served as the Panthers assistant equipment manager (1995-2017), joining Carolina after nine years in the equipment department with the Buffalo Bills.

Beginning his career with Buffalo in high school, Toner assisting the equipment staff during training camp and gradually increased his responsibility until he began traveling with the team (1988).

Toner and his wife, Joelle, have a son, Donny, and a daughter, Nicole.



## KEVIN WINSTON

28TH NFL SEASON  
2ND PANTHERS SEASON

**VICE PRESIDENT OF PLAYER AFFAIRS**

Kevin Winston enters his second season with the Carolina Panthers as the team's vice president of player affairs. Responsible for one of the most critical pillars of the organization, Winston is tasked with creating a first-class environment that attracts and fosters talent so players can maximize their capabilities to reach their full potential on and off the field.

Charged with the vision and integration of all aspects of football and business operations that contribute to the holistic athlete experience, Winston focuses on the implementation of new long-term initiatives throughout player development and the identification of under-resourced but potentially fruitful areas for strategic development to create personal and competitive advantages for the team, its players, and their ecosystem.

Prior to joining the Panthers, Winston served on the football operations staff for the National Football League office for two years, spent 15 seasons with the Atlanta Falcons in their player affairs department, serving as the vice president of the department for five. Prior to Atlanta, he spent five seasons with the New York Jets as the vice president of player development and four seasons with the Tampa Bay Buccaneers as the director of player development.

Winston's departments have twice been honored by the NFL, first as the Most Outstanding Player Development Department with the Jets (2003-04) and later as the Outstanding Career Development Program with the Falcons (2008).

Winston and his wife, Dana, have a son, Matthew Kevin.

# SCOUTING





# BRIAN DECKER

10TH NFL SEASON  
2ND PANTHERS SEASON

**VICE PRESIDENT OF TEAM DEVELOPMENT**

Brian Decker enters his second season with the Carolina Panthers and first as the vice president of development/football administration after serving as the vice president of team development in his first season.

Combining his military experience with the input of the general manager and head coach, Decker has developed a model and methods to assess the mindset of NFL prospects, using this information to onboard and develop the player approach to the game and team culture.

Prior to Carolina, Decker spent the previous six seasons (2017-22) with the Indianapolis Colts. Wide ranging, Decker's role encompasses several responsibilities from helping evaluate incoming players to developing players and coaches alike once they arrive.

Decker got his start in the NFL with the Cleveland Browns (2014-15) as a player personnel strategist and has consulted in all major professional sports on the selection and development of athletes.

An Army Special Forces Officer who retired in 2014 after achieving the rank of Lieutenant Colonel, Decker served twice in Operation Iraqi Freedom as a Special Forces Officer. His last assignment was commander of special forces assessment and selection. He oversaw the development and execution of the talent acquisition strategy to select future Green Berets.

A graduate of Eastern Kentucky, Decker then earned his master's degree in defense analysis from the Naval Postgraduate School.

Decker and his wife, Karen, have three daughters, Emma, Taylor and Claire.



# JARED KIRKSEY

17TH NFL SEASON  
4TH PANTHERS SEASON

**DIRECTOR OF COLLEGE SCOUTING**

Jared Kirksey enters his fourth season with the Carolina Panthers and second as the director of college scouting. Kirksey joined the team as the East national scout (2021) before becoming the assistant director of college scouting the following year (2022).

Kirksey spent eight seasons with the Jacksonville Jaguars (2013-20), starting as the club's BLESTO scout, before working as a college scout for seven seasons. He also spent three seasons with the Tampa Bay Buccaneers (2010-12) and two with the Houston Texans (2008-09), where he served as the college and pro scouting intern. During his time with the Texans, Kirksey evaluated specialists from all 32 teams, among other duties.

Born in Gainesville, Fla., Kirksey played defensive end at the University of Central Florida. His father, Larry, was a former NFL wide receivers coach for Jacksonville and Houston.

Kirksey and his wife, Alexandra, have a daughter, Ayla.



# COLE SPENCER

15TH NFL SEASON  
4TH PANTHERS SEASON

## DIRECTOR OF PLAYER PERSONNEL

Cole Spencer enters his fourth season with the Carolina Panthers and second as director of player personnel, initially joining the team as the director of college scouting (2021).

Prior to Carolina, Spencer spent 11 seasons (2010-20) with Washington, most recently serving as the team's national scout. Beginning as a scouting intern (2010) where he assisted in advance scouting and evaluation of NFL personnel and helped coordinate free agent workouts and college player visits. He later oversaw scouting operations in the Northeast, Midwest, and Southeast regions (2011-18) before being promoted to national scout (2019).

Prior to entering the NFL, Spencer worked at Eastern Illinois for a year as football operations and defensive quality control assistant.

Originally from Powell, Ohio where he attended Olentangy High School, Spencer later graduated with a degree in economics and a minor in history from Northern Illinois University.

Spencer and his wife, Abbey, have two children, Bryn, and Callen.






# COACHING STAFF







# DAVE CANALES

15TH NFL SEASON  
1ST PANTHERS SEASON

**HEAD COACH**

COLLEGE: **AZUSA PACIFIC**

Dave Canales was hired as the head coach of the Carolina Panthers on January 25, 2024, becoming the seventh head coach in the history of the franchise. Canales comes to Carolina having spent his first 13 seasons in the NFL with the Seattle Seahawks (2010-22) in various roles on the offensive side of the ball before serving as the offensive coordinator for the Tampa Bay Buccaneers (2023).

Last year with the Buccaneers, several of his players recorded career-highs as the team won the NFC South division and reached the divisional round of the playoffs after defeating the reigning NFC champion, the Philadelphia Eagles, in the Wild Card round. Quarterback Baker Mayfield set career-highs in passing yards (4,044), completion percentage (64.3%), touchdowns (28), and completions (364). He was one of just two quarterbacks in the NFL to throw 27+ touchdowns and 10 or fewer interceptions during the season.

Running back Rachaad White set career-highs in rushing yards (990) and ranked third among NFL running backs with 549 receiving yards. His 1,539 scrimmage yards tied for the seventh-most league-wide in 2023. Wide Receiver Mike Evans led the league with 13 receiving touchdowns, reached the 1,000-yard mark for the 10th consecutive season, and became the first player ever to record 60+ receptions in each of his first 10 seasons. He and Chris Godwin were one of three pairs of teammates this season to record at least 75 receptions and 950 receiving yards.

Canales joined the Buccaneers after spending the previous 13 seasons with the Seattle Seahawks (2010-22), where he helped the organization to 10 playoff appearances, two conference championships, and a Super Bowl XLVIII title. Canales originally joined the Seahawks as an offensive quality control coach (2010-12) before being elevated to assistant quarterbacks coach (2013-14) and later wide receivers coach (2015-17), quarterbacks coach (2018-19, '22), and pass game coordinator (2020-21).

As quarterbacks coach (2022), Canales guided Geno Smith to Comeback Player of the Year honors from both the Associated Press and Pro Football Writers of America (PFWA), his first career Pro Bowl selection, the NFL's Most Improved Player by the PFWA after leading the NFL with a 69.8% completion percentage and setting career highs in completions (399), passing yards (4,282), and passing touchdowns (30).

The Seahawks excelled offensively during Canales' tenure in Seattle, recording 7.61 passing yards per attempt and 4.53 rushing yards per attempt over the 13-year run. Seattle was the only offense to rank in the top five in both categories during that span. With Canales' guidance, former Seahawks quarterback Russell Wilson joined Peyton Manning as the only players in league history with 3,000-or-more passing yards and 20-plus passing touchdowns in each of their first 10 seasons. In addition, while Canales was Seattle's pass game coordinator in 2020, wide receiver Tyler Lockett established a new franchise record with 100 receptions, while fellow wide receiver D.K. Metcalf set a new franchise mark with 1,303 receiving yards.

After beginning his coaching career as the head freshman/sophomore coach and offensive coordinator at his alma mater, Carson High School (2004-05), he then worked at El Camino (California) College (2006-08), where he was the tight ends coach and special teams coordinator before coaching the quarterbacks in his final season. During that time, he worked as a part-time coach at the annual Pete Carroll football camps, where he built a relationship with the University of Southern California coach.


Canales then spent one season as an assistant strength coach and video assistant at USC (2009) while also working with the quarterbacks.

A two-time team captain wide receiver at Azusa Pacific University (1999-2003), Canales earned his degree in business administration in 2003.

A native of Carson, Calif., Canales and his wife, Lizzy, have four children: Ashby, Benjamin, Beatrice, and Amaya.

## COACHING HISTORY

- 2004-05 Carson (Calif.) HS | Frosh/Soph Head Coach
- 2006-07 El Camino College | Tight Ends/Special Teams
- 2008 El Camino College | Quarterbacks
- 2009 Southern California | Assistant Strength Coach/Video Assistant
- 2010-12 Seattle Seahawks | Quality Control/Offense
- 2013-14 Seattle Seahawks | Assistant Quarterbacks/Offensive Quality Control
- 2015-17 Seattle Seahawks | Wide Receivers
- 2018-19 Seattle Seahawks | Quarterbacks
- 2020-21 Seattle Seahawks | Offensive Passing Game Coordinator
- 2022 Seattle Seahawks | Quarterbacks
- 2023 Tampa Bay Buccaneers | Offensive Coordinator
- 2024- Carolina Panthers | Head Coach





# EJIRO EVERO

17TH NFL SEASON  
2ND PANTHERS SEASON

**DEFENSIVE COORDINATOR**

COLLEGE: **UC DAVIS**

Ejiro Evero (pronounced: AY-jer-OH eh-VARE-oh) enters his second season as defensive coordinator with the Carolina Panthers. Over the past two seasons, Evero's defenses have ranked in the top 10 each year, including fourth in his first season in Carolina.

Finishing fourth in total defense in his first season with the Panthers (2023), Evero's unit allowed 293.9 yards per game, the third lowest in a season in franchise history, and over 50 fewer yards per game than the previous season. The defense's 171.5 passing yards per game set a franchise record and was third-fewest in the NFL. Under his guidance, defensive tackle Derrick Brown was named to his first Pro Bowl and set an NFL record for most tackles by a defensive lineman in a season with a career high 103. Brown was the only player in the NFL to record 100+ tackles, 15+ quarterback hits and seven+ tackles for loss.

Under Evero's watch, the 2022 Broncos defense ranked seventh in the NFL in total defense (320.0 yards per game), 10th in rushing defense, and second in opponent third down conversion percentage (34.1%). The team also finished in the top 10 in opponent points per drive (seventh – 1.71), opponent red zone touchdown rate (seventh – 51.1%), and defensive three-and-out percentage (fourth – 37.9).

A pair of Broncos' defensive backs – cornerback Patrick Surtain II and safety Justin Simmons – garnered postseason accolades. Surtain received first-team All-Pro honors and was named a starter for the AFC Pro Bowl team, while Simmons earned second-team All-Pro honors for his efforts. Surtain II with two interceptions and 10 passes defended in his second year, while Simmons finished the season with a career-high six interceptions, tied for the most in the NFL.

Prior to Denver, Evero spent five seasons with the Los Angeles Rams (2017-21), serving as secondary coach/pass game coordinator (2021) and safeties coach (2017-20). In those seasons, the defense collected a combined 82 interceptions, which ranked tied for second in the league over that span. The club tallied 18 interceptions in consecutive seasons from 2017-18 and featured four safeties who combined for 12 picks in those two years.

During their Super Bowl-winning season (2021), Evero's secondary ranked tied for third in interceptions (19) and had 10 different players record at least one pick. Cornerback Jalen Ramsey and safety Taylor Rapp tied for the team lead in interceptions (4) and ranked tied for sixth in the NFC. Ramsey earned his second career All-Pro selection and

third career Pro Bowl. Among playoff teams that season, the Rams allowed just 18.8 points per games and ranked second in total yards per game (282.3) and third in passing yards per contest (222.0) while generating at least one interception in each of the team's first three playoff games.

As a defensive quality control coach for Green Bay (2016), Evero coached under then-Packers defensive coordinator and former Panthers head coach, Dom Capers, whom he later reunited with in Denver (2022) and in Carolina (2023).

In San Francisco for five seasons (2011-15), Evero started as a quality control coach (2011), before he worked as an offensive assistant (2012-13), switching sides of the ball as a defensive assistant (2014-15) for his final two years there. He spent one season (2010) at the University of Redlands (Calif.) as special teams coordinator/defensive backs coach.

Evero broke into the NFL as a defensive quality control coach for Tampa Bay for three seasons (2007-09). He began his coaching career as an assistant coach at his alma mater, the University of California-Davis (2005-06).

A four-year letterman at UC Davis (1999-2000, '02-03), Evero started at safety for three seasons. He was a two-time captain for the Aggies and was twice named a Division II All American (2002-03).

In addition to his undergraduate degree, Evero earned his master's degree in business administration from National University in 2006.

## COACHING HISTORY

2005-06	UC Davis   Assistant Coach
2007-09	Tampa Bay Buccaneers   Defensive Quality Control
2010	University of Redlands   Special Teams Coordinator/Defensive Backs
2011	San Francisco 49ers   Quality Control
2012-13	San Francisco 49ers   Offensive Assistant
2014-15	San Francisco 49ers   Defensive Assistant
2016	Green Bay Packers   Defensive Quality Control
2017-20	Los Angeles Rams   Safeties
2021	Los Angeles Rams   Secondary/Pass Game Coordinator
2022	Denver Broncos   Defensive Coordinator
2023-	Carolina Panthers   Defensive Coordinator

2024 CAROLINA PANTHERS



**BRAD  
IDZIK**

**6TH NFL SEASON  
1ST PANTHERS SEASON**

**OFFENSIVE COORDINATOR**

**COLLEGE: WAKE FOREST**

Brad Idzik begins his first season with Carolina as offensive coordinator, joining the Panthers after one season in Tampa Bay as the wide receivers coach. Idzik has worked with Head Coach Dave Canales for the past five seasons with the Buccaneers and Seahawks.

With Idzik in Tampa Bay (2023), wide receivers Mike Evans and Chris Godwin became one of just three sets of teammates that season to record at least 75 receptions and 950 receiving yards. Evans also became the first player ever to record 60+ receptions in each of his first 10 seasons and reached the 1,000-yard mark for the 10th consecutive year.

In four seasons as a member of the Seahawks staff, Idzik served as assistant wide receivers coach (2019-20, '22) and offensive quality control/assistant quarterbacks coach (2021). Seattle wide receivers Tyler Lockett and DK Metcalf amassed more than 1,000 yards receiving six times, as both set franchise records in 2020: Lockett with 100 receptions and Metcalf with 1,303 yards. Overall, the wide receiver group recorded the second-most receiving touchdowns (92), the third-most air yards per target (11.6), the seventh-highest receiving percentage (65.7%), and the 10th-most total receiving yards (11,053) in the NFL in that span.

Additionally, the Seahawks ranked first in completion percentage (67.6), third in touchdown-to-interception ratio (3.45), third in passer rating (103.3), fourth in yards per pass attempt (7.7), fifth in passing touchdowns (131), seventh in yards per play (5.75) and ninth in points per game (25.2). As assistant quarterbacks coach (2021), Russell Wilson earned Pro Bowl honors passing for 3,113 yards and 25 touchdowns in 14 starts.

Idzik played wide receiver for three seasons at Wake Forest University (2011-14), after beginning at Lehigh (2010). A native of Palm Harbor, Fla., he graduated from Wake Forest in 2014 with a degree in mathematical business with a minor in global trade and commerce, which he completed after a sabbatical term at Cambridge University in England. He later earned a Master of Liberal Arts degree in 2019 from Stanford, where he began his coaching career as a graduate assistant (2014-18).

His father, John Idzik, Jr., was a long-time NFL personnel executive, including general manager of the New York Jets (2013-14). His grandfather, John Idzik, was a coach in the NFL, CFL, and college, including three years as the head coach at the University of Detroit.

**COACHING HISTORY**

- 2014-18    Stanford | Graduate Assistant
- 2019-20    Seattle Seahawks | Assistant Wide Receivers
- 2021        Seattle Seahawks | Offensive Quality Control/Assistant Quarterbacks
- 2022        Seattle Seahawks | Assistant Wide Receivers
- 2023        Tampa Bay Buccaneers | Wide Receivers
- 2024-        Carolina Panthers | Offensive Coordinator



# TRACY SMITH

16TH NFL SEASON  
1ST PANTHERS SEASON

**SPECIAL TEAMS COORDINATOR**

COLLEGE: **LSU**

Tracy Smith begins his first season with Carolina as special teams coordinator, joining the Panthers after serving the last three seasons as assistant special teams coach for the Seattle Seahawks (2021-23). Smith has been on NFL staffs the last 15 seasons, coaching special teams for 14.

Over Smith's three seasons with the Seahawks (2021-23), Seattle's special teams ranked in the top 10 in a number of categories including: net punting average (fifth), kickoff return average (5th), and field goals made (t-ninth), while their punt and kickoff coverage teams in ranked first and sixth in that span respectively.

Under Smith, kicker Jason Myers was selected to the Pro Bowl (2022) and made a franchise-record 37 consecutive field goals (11/11/19-09/26/21), tied for the fifth-longest streak in NFL history, while punter Michael Dickson finished with the seventh best net punting average overall, including second in 2022 and third in 2023. Nick Bellore was selected to the Pro Bowl as a special teams player (2023) and finished their three seasons together with 41 tackles on special teams, the second most in that span.

Joining the Texans as the assistant special teams coordinator (2018-19), Smith was then elevated to special teams coordinator (2020). Over his three seasons in Houston the Texans ranked fifth in field goals made and 10th in punt return average, while also hold opponents to the second lowest kickoff return average and the fourth lowest punt return average.

Smith spent three seasons coaching the Oakland Raiders (2015-17), with the special teams unit ranking fourth in punts inside of the 20-yard line, fifth in punting average, fifth in net punting average, eighth in kickoff return yards, ninth in punt returns and 10th in punting yards over that span.

With San Francisco (2012-14), Smith helped produce one of the top units in the NFL as the 49ers ranked in the top 10 in field goals made (ninth) and opponents punt return average (ninth) during that span. San Francisco also ranked in the top five in net punting average (fourth) and gross punting average (third). Punter Andy Lee earned All Pro honors after he led the NFL with a 43.2 net punting average (2012), while kicker Phil Dawson set a franchise record with 27 consecutive field goals made (2013).

Before his initial stint in Seattle as a coaching assistant (2011), Smith's first NFL experience came with the Browns (2009-10), where he helped Cleveland lead the NFL in kickoff coverage, finished fifth in punt coverage and sent Josh

Cribbs to the Pro Bowl as a kick returner in 2010.


Before making the jump to the NFL, Smith coached tight ends at Utah State (2006-08), and as the offensive graduate assistant at LSU working with the team's quarterbacks (2005), after starting at Stephen F. Austin (2004), where he worked with the tight ends in addition to serving as the team's video coordinator.

A native of Beaumont, Texas, Smith received a bachelor's degree in business while working for the athletic department's video staff at LSU.

Smith has a son, Troy, and he and his wife, Megan, have a daughter, Lane, and two sons, Bo, and Mack. His father, Carl, was an NFL assistant coach for 34 seasons, including the last five seasons together in Houston and Seattle.

## COACHING HISTORY

2004	Stephen F. Austin   Tight Ends/Video Coordinator
2005	LSU   Graduate Assistant/Offense
2006-08	Utah State   Tight Ends
2009-10	Cleveland Browns   Special Teams Assistant
2011	Seattle Seahawks   Coaching Assistant
2012-14	San Francisco 49ers   Special Teams Assistant
2015-17	Oakland Raiders   Assistant Special Teams
2018-19	Houston Texans   Assistant Special Teams Coordinator
2020	Houston Texans   Special Teams Coordinator
2021-23	Seattle Seahawks   Assistant Special Teams
2024-	Carolina Panthers   Special Teams Coordinator



# DAREN BATES

1ST NFL SEASON  
1ST PANTHERS SEASON

**SPECIAL TEAMS ASSISTANT**

COLLEGE: **AUBURN**

Daren Bates begins his first season with Carolina as a special teams assistant, joining the Panthers after starting his coaching career with the Seattle Seahawks through the Bill Walsh Diversity Coaching Fellowship. Bates, a special teams captain for two different teams, transitioned into coaching after playing nine seasons in the league (2013-21).

Originally signed by the Rams as an undrafted free agent (2013), Bates appeared in 125 games for St. Louis (2013-15), Oakland (2016), Tennessee (2017-20), and Atlanta (2021), primarily as a special teams player. He tallied 63 of his 79 career tackles on special teams, which ranked 11th in the NFL during that time span.

At Auburn University (2009-12), Bates recorded 316 total tackles, 17.5 tackles for loss and five sacks. He was named Freshman All-SEC and second-team and Freshman All-American (2009) before he won the National Championship (2010) as a sophomore. He attended Olive Branch High School where he two-time all-state selection.


A native of Memphis, Tenn., Bates is the father of three daughters, Kaeto, Kamea, and Kavea.

## COACHING HISTORY

2024- Carolina Panthers | Special Teams Assistant







# MIKE BERCOVICI

5TH NFL SEASON  
2ND PANTHERS SEASON

**OFFENSIVE ASSISTANT**

COLLEGE: **ARIZONA STATE**

Mike Bercovici enters his second season as an offensive assistant with the Carolina Panthers, working primarily with the quarterbacks this year after assisting the wide receivers a season ago.

Assisting the wide receivers last season (2023), Bercovici helped Adam Thielen become just the fourth Panther to record 100+ receptions and 1,000+ receiving yards in a single season, and first since Steve Smith, Sr. (2005).

Before joining the Panthers, Bercovici was an offensive assistant for the Cardinals (2022) after serving as a coaching assistant for the team (2020-21).

Bercovici began his coaching career (2019) at his alma mater, Arizona State, as an offensive graduate assistant working with Sun Devil quarterbacks. At ASU, Bercovici tutored true freshman quarterback Jayden Daniels (2023 Heisman Trophy Winner), who passed for 2,943 yards and 17 touchdowns while only throwing two interceptions.

After playing five years (2011-15) at Arizona State, Bercovici entered the NFL as an undrafted rookie free agent (2016) and was on the practice squads of the Chargers (2016-17) and Cardinals (2017) before playing with the San Diego Fleet of the Alliance of American Football (2019).

At ASU, Bercovici threw for 5,333 yards, 42 touchdowns and 13 interceptions on 438 completions while adding 418 rushing yards in 41 career games (16 starts). He finished his college career with a 137.9 passer efficiency rating and accounted for 48 total touchdowns. His 30 touchdowns passes in 2015 are tied for the most in a single season in school history and his three games of five-or-more touchdowns are tied for the second most in school single-season history. He was a member of the team's leadership council for four seasons, a team captain as a senior and was selected as the Danny White team Offensive MVP (2015).

Bercovici earned two degrees from Arizona State, a Bachelor of Science degree in business management (2014) and a master's degree in sports law and business (2015). A three-time Pac-12 All-Academic selection, he was named as the 2015 Pac-12 Football Scholar Athlete

of the Year and recipient of the Bill Kajikawa Award (2016), given to a graduating male and female Sun Devil student athlete who demonstrated academic excellence, athletic accomplishment, leadership and service in the community. He was also awarded the Pac-12 Tom Hansen Conference Medal, presented to male and female athletes at each Pac-12 school who exhibited the greatest combination of performance and achievement in scholarship, athletics and leadership.

Bercovici attended Taft High School in Los Angeles, Calif. and threw for 3,755 yards and 37 touchdowns as a senior (2010). He and his wife, Jaylee, have one daughter, Monroe.

## COACHING HISTORY

2019	Arizona State   Offensive Graduate Assistant/Quarterbacks
2020-21	Arizona Cardinals   Coaching Assistant
2022	Arizona Cardinals   Offensive Assistant
2023-	Carolina Panthers   Offensive Assistant



# JIM CALDWELL

20TH NFL SEASON  
2ND PANTHERS SEASON

SENIOR ASSISTANT

COLLEGE: IOWA

Jim Caldwell enters his second season as senior assistant with the Carolina Panthers. Reporting directly to Head Coach Dave Canales, Caldwell assists the team on offense, defense, and special teams.

Now in his 44th season coaching football, and his 20th in the NFL, Caldwell has 15 years as a head coach, including seven seasons leading the Indianapolis Colts (2009-11) and Detroit Lions (2014-17), where he compiled a 62-50 (.554) regular-season record, four playoff berths, two 11-win seasons, and one conference championship. He also won Super Bowls as an assistant coach with Indianapolis (Super Bowl XLI) and Baltimore (Super Bowl XLVII). Overall, teams on which he has been part of the coaching staff have qualified for the playoffs 13 times in 17 seasons.

Prior to joining the Panthers, Caldwell served as the assistant head coach and quarterbacks coach for the Miami Dolphins (2019).

In his four seasons (2014-17) as Detroit's head coach, Caldwell went 36-28 (.563) with two playoff appearances for a team that made the postseason once in their previous 14 years, and became the first Lions head coach to have a winning record since 1972. The Lions accumulated a .667 winning percentage against the NFC North during his tenure, marking the team's best four-year divisional winning percentage since divisional play began in 1967.

With the Ravens for two seasons (2012-13), Caldwell started as the quarterbacks coach (2012) before he was promoted to offensive coordinator with three games left in the season. Baltimore responded by going on to win Super Bowl XLVII. In the team's final seven games, including four in the postseason, the Ravens averaged 400.6 yards per game and 27.3 points per game, including 410.3 yards per game and 31.0 points per game in the playoffs. The Ravens' 31.0 points per game in the postseason was the highest playoff scoring average in NFL history by a Super Bowl team who advanced from the Wild Card round and played four playoff games.

Caldwell spent 10 seasons (2002-11) with Indianapolis, ultimately serving as head coach for three (2009-11). The Colts tied an NFL record with nine consecutive playoff appearances (2002-10), won six AFC South titles, two AFC championships, and Super Bowl XLI during his tenure. As the team's head coach, he compiled a 26-22 record (.542),

winning the AFC South twice and earning an appearance in Super Bowl XLIV. He became just the fourth person in NFL history to win 24-plus games and earn a berth in the Super Bowl in their first two seasons as a head coach, and the second rookie head coach in NFL history to win 14 games as Indianapolis went 14-2 (2019).

Working with the quarterbacks (2002-05) at the start of his Colts tenure, Caldwell was promoted to assistant head coach/quarterbacks (2006-07), before being named associate head coach (2008) and then head coach (2009). He helped quarterback Peyton Manning and the team total eight top-10 finishes in total offense and six top-5 finishes in his 10 seasons.

Caldwell's NFL coaching career began in 2001 as quarterbacks coach for the Tampa Bay Buccaneers. Before that, he spent eight seasons (1993-2000) as head coach at Wake Forest. Caldwell had extensive experience as an NCAA assistant coach with stints at Penn State (1986-92), Louisville (1985), Colorado (1982-84), Northwestern (1981) and Southern Illinois (1978-80). He began his coaching career as a graduate assistant at his alma mater, Iowa, in 1977.

A four-year starter at defensive back for Iowa (1973-76), Caldwell and holds a bachelor's degree in liberal arts from the school.

Along with his wife, Cheryl, the couple launched the Jim and Cheryl Caldwell Foundation in 2009. The foundation is committed to the educational empowerment of children through digital technology and "preparing young minds for advancement to the 21st Century." The Caldwells also support several other charities throughout the country.

In 2016, Caldwell's hometown of Beloit, Wis., dedicated the Jim Caldwell Gymnasium at the newly opened Fran Fruzen Intermediate School in his honor. He was inducted into Beloit High School's Hall of Fame (2011) and the Wisconsin Football Coaches Association Hall of Fame (2013).

The couple has four adult children – Jimmy, Jermaine, Jared, and Natalie – and four grandsons, James III, Joshua, Larry III and Landon.

## COACHING HISTORY

1977	Iowa   Graduate Assistant
1978-79	Southern Illinois   Defensive Backs
1980	Southern Illinois   Defensive Coordinator
1981	Northwestern   Defensive Backs
1982	Colorado   Outside Linebackers
1983-84	Colorado   Quarterbacks and Wide Receivers
1985	Louisville   Defensive Backs
1986-92	Penn State   Quarterbacks/Passing Game Coordinator
1993-2000	Wake Forest   Head Coach
2001	Tampa Bay Buccaneers   Quarterbacks
2002-08	Indianapolis Colts   Assistant Head Coach/Quarterbacks
2009-11	Indianapolis Colts   Head Coach
2012	Baltimore Ravens   Quarterbacks/Interim Offensive Coordinator
2013	Baltimore Ravens   Offensive Coordinator
2014-17	Detroit Lions   Head Coach
2019	Miami Dolphins   Assistant Head Coach/Quarterbacks
2023-	Carolina Panthers   Senior Assistant



# DOM CAPERS

37TH NFL SEASON  
6TH PANTHERS SEASON

**SENIOR DEFENSIVE ASSISTANT**

COLLEGE: **MOUNT UNION COLLEGE**

Dom Capers, the Panthers first-ever head coach (1995-98), returns for his second year as Carolina's senior defensive assistant. Capers has 50 years of cumulative coaching experience, including 38 in the NFL with 11 teams. He has served as head coach or defensive coordinator for 25 seasons and has coached 30 different players to 14 All-Pro teams and 47 Pro Bowl selections.

Capers has nine years of experience as a head coach, first with Carolina and then with Houston (2001-05). In addition, he has coordinated the defenses for Green Bay (2009-17), Miami (2006), Jacksonville (1999-2000) and Pittsburgh (1995-98).

His career accolades include recognition as the 1996 Associated Press NFL Coach of the Year, following a 12-4 season with the Panthers, in the franchise's second season in the NFL. Capers has also garnered numerous distinctions from the Pro Football Writers of America, including Coach of the Year in consecutive seasons (1995-96) and Assistant Coach of the Year on three occasions (1994, 1999, 2009).

Last season (2023), Capers worked with the defensive staff, led by defensive coordinator Ejiro Evero to help guide a defense that allowed the fourth-fewest yards per game (293.9). The unit allowed just 171.5 passing yards per game to set a franchise record and third fewest in the NFL in 2023.

Before re-joining Carolina, Capers spent one season (2022) as senior defensive assistant for the Denver Broncos, working with Evero. Together, they helped the Broncos defense rank among the league leaders in a number of categories, including total defense (seventh – 320.0 yards per game), rushing defense (10th – 109.8), opponent third down conversion percentage (second – 34.1%), opponent redzone touchdown rate (seventh – 51.1%) and defensive three-and-out percentage (fourth – 37.9%).

Before joining the Denver coaching staff, Capers spent the previous three NFL seasons serving as senior defensive assistant for Detroit (2021), Minnesota (2020), and Jacksonville (2019).

With Capers as the defensive coordinator (2009-17), Green Bay ranked second in wins (94) and winning percentage (.656) and tallied five NFC North division titles, three NFC Championship Game appearances and one Super Bowl Championship (XLV). He coached nine players to a combined three All-Pro teams and 17 Pro Bowl honors and was awarded his third Assistant Coach of the Year honor during his tenure.

Capers served as special assistant & secondary coach for one season (2008) in New England under Bill Belichick, and under Nick Saban as assistant to the head coach (2006) and defensive coordinator (2007) during his two seasons in Miami.

In 2001, Capers was named head coach of the Houston Texans – the NFL's 32nd franchise. He served as head coach for the first four years (2002-05) of the club's existence after spending two seasons in Jacksonville (1999-2000) as defensive coordinator.

With the Jaguars, Capers collected his second Assistant Coach of the Year distinction (1999) after improving a Jacksonville defense that went from 25th in 1998 to fourth in 1999. The Jaguars allowed the fewest points in 1999 (217) and led the NFL in scoring defense (13.9).

As a first time head coach (1995), Capers led the Panthers to seven wins (1995) which set an NFL record for most victories by an expansion team in their inaugural season. The following year (1996), Carolina finished 12-4, won the NFC West, and advanced to the NFC Championship game, as he earned Associated Press Coach of the Year honors.

As Pittsburgh's defensive coordinator for three seasons (1992-94), Capers was part of a team that made the post-season each year, as the Steelers posted a Top 10 defense in each season.


Capers began his NFL career in 1986, spending six seasons with New Orleans as defensive backs coach (1986-91). He coached two players to Pro Bowl appearances and assisted the team to three playoff berths in that span.

In addition to his time in the NFL, Capers has 12 years of collegiate experience with seven institutions. He coached defensive backs at Ohio State University (1982-83), University of Tennessee (1980-81), University of California, Berkeley (1978-79), San Jose State University (1977) and University of Hawaii (1975-76), before he began his coaching career as a graduate assistant at the Kent State University (1972-74) and University of Washington (1975).

After playing safety and linebacker for Mount Union College in Alliance, Ohio (1968-71), Capers graduated with a degree in physical education and a minor in psychology. A native of Buffalo, Ohio, he his wife, Karen, funded the Dom and Karen Capers Coaching Center as a home for coaching offices and film/meeting rooms for Mount Union's football program.

## COACHING HISTORY

1972-74	Kent State   Graduate Assistant
1975	Washington   Graduate Assistant
1975-76	Hawai'i   Defensive Backs
1977	San Jose State   Defensive Backs
1978-79	California, Berkeley   Defensive Backs
1980-81	Tennessee   Defensive Backs
1982-83	Ohio State   Defensive Backs
1984-85	Philadelphia/Baltimore Stars   Defensive Backs
1986-91	New Orleans Saints   Defensive Backs
1992-94	Pittsburgh Steelers   Defensive Coordinator
1995-98	Carolina Panthers   Head Coach
2002-05	Houston Texans   Head Coach
2006-07	Miami Dolphins   Defensive Coordinator
2008	New England Patriots   Special Assistant & Secondary
2009-17	Green Bay Packers   Defensive Coordinator
2019	Jacksonville Jaguars   Senior Defensive Assistant
2020	Minnesota Vikings   Senior Defensive Assistant
2021	Detroit Lions   Senior Defensive Assistant
2022	Denver Broncos   Senior Defensive Assistant
2023-	Carolina Panthers   Senior Defensive Assistant



# NATE CARROLL

14TH NFL SEASON  
1ST PANTHERS SEASON

**PASS GAME COORDINATOR**

COLLEGE: **SOUTHERN CALIFORNIA**

Nate Carroll begins his first season with Carolina as the pass game coordinator, joining the Panthers after serving a variety of roles for the last 14 years for the Seattle Seahawks, most recently as senior offensive assistant (2022-23).

During his 14 seasons with the Seahawks (2010-2023), Carroll was part of a staff that helped the organization to nine playoff appearances, two conference championships and a Super Bowl XLVIII title.

Despite working on both sides of the ball with the Seahawks, Carroll primarily worked with the wide receivers in Seattle (2010-23), first as the assistant wide receivers coach (2014-17) and then as the wide receivers coach (2018-21). In those six seasons, three different receivers, Doug Baldwin (2015-16), Tyler Lockett (2019-21), DK Metcalf (2020), each produced 1,000-yard seasons.

In 2020, Carroll helped Lockett and Metcalf become the second pair of 1,000-yard receivers in team history as Lockett set a franchise record with 100 catches and Metcalf - a Pro Bowl selection and second team All Pro - set a club record for most receiving yards in a season with 1,303.

A defensive assistant in his first two seasons in Seattle, Carroll switched to offense (2013) before the Super Bowl XLVIII winning season.

A graduate of USC in 2010 with a degree in psychology, Carroll is the youngest son of former NFL head coach Pete Carroll. Married to Anna, the couple have two sons.

## COACHING HISTORY

2011-12	Seattle Seahawks   Defensive Assistant
2013	Seattle Seahawks   Offensive Assistant
2014-17	Seattle Seahawks   Assistant Wide Receivers
2018-21	Seattle Seahawks   Wide Receivers
2022-23	Seattle Seahawks   Senior Offensive Assistant
2024-	Carolina Panthers   Passing Game Coordinator







# MAYUR CHAUDHARI

6TH NFL SEASON  
2ND PANTHERS SEASON

**DEFENSIVE ASSISTANT**

COLLEGE: **UC DAVIS**

Mayur Chaudhari enters his second season as a defensive assistant with the Carolina Panthers. Chaudhari brings over 20 years of coaching experience to the team, including the last seven in the NFL.

In his first season with the Panthers (2023), Chaudhari assisted a defense that allowed the fourth-fewest yards per game in the NFL (293.9) and third lowest in a season in franchise history. The defense's 171.5 passing yards per game set a franchise record and third-fewest in the NFL in 2023.

In 2021, Chaudhari was part of a Chargers' special teams staff that helped kicker Dustin Hopkins finished tied for seventh in the NFL making 30 of his 34 field goal attempts (88.2%). Return specialist Andre Roberts earned second-team All-Pro honors after he averaged 27.3 yards per kickoff return, including a 101-yard touchdown.


A Bill Walsh Diversity Coaching Fellowship participant with the Falcons in training camp (2015), Chaudhari would later join the Atlanta staff for three seasons as an assistant special teams coach (2018-20), where he worked with Youngbwoe Koo as the kicker connected on 92.3% of his field goal attempts, the third best on that span and was selected to the Pro Bowl (2020).

Prior to entering the NFL ranks in a full-time capacity, Chaudhari's coaching career spanned nearly two decades at the collegiate level, including stops at Hawai'i (2016-17), Le-noi-Rhyne (2014-15), Army (2013), USMA Prep (2011-12), VMI (2010), San Jose State (2008-09), Stanford (2006), Menlo College (2005), and two stints at Cal-Davis (2007 & 1998-2001).

A native of San Jose, Calif., Chaudhari earned his bachelor's degree from UC Davis in 2002. He is married to his wife, Leigh.

## COACHING HISTORY

1998-99	UC Davis   Offensive Assistant/Video Coordinator
2000	UC Davis   Assistant Running Backs/Video Coordinator
2001	UC Davis   Assistant Tight Ends/Video Coordinator
2005	Menlo College   Running Backs/Video Coordinator
2006	Stanford   Defensive Intern
2007	UC Davis   Linebackers
2008-09	San Jose State   Graduate Assistant
2010	Virginia Military Institute   Safeties/Nickels
2011-12	US Military Academy Prep   Special Teams/Secondary/Wide Receivers
2013	US Military Academy   Safeties
2014-15	Lenoir-Rhyne   Special Teams Coordinator/Secondary
2016	Hawai'i   Special Teams Coordinator/Tight Ends
2017	Hawai'i   Special Teams Coordinator/Defensive Ends
2018-20	Atlanta Falcons   Assistant Special Teams
2021	Los Angeles Chargers   Assistant Special Teams
2023-	Carolina Panthers   Defensive Assistant



# JONATHAN COOLEY

5TH NFL SEASON  
2ND PANTHERS SEASON

**DEFENSIVE PASSING GAME COORDINATOR**

COLLEGE: **JOHN CARROLL**

Jonathan Cooley is in his second season with the Carolina Panthers after spending the previous three seasons with the Los Angeles Rams (2020-22). Cooley enters his first season as the defensive passing game coordinator after serving as the secondary/cornerbacks coach in 2023.

Allowing just 171.5 passing yards per game, the third lowest in the league, Cooley guided the secondary as they improved both their completion percentage and passer rating against from the previous season as well as ranking in the top 10 in touchdown passes allowed (fourth) and yards per attempt allowed (sixth).

With the Rams for three seasons, Cooley was elevated to defensive backs coach in his final season with Los Angeles (2022). That year, the defense tied for seventh in the NFL with 16 interceptions and tied for the 10th-lowest opponent touchdown to interception ratio (1.44). Cornerback Jalen Ramsey recorded four interceptions and finished second in passes defended (18), earning his sixth consecutive Pro Bowl nod.

Beginning as a defensive assistant/quality control with Los Angeles (2020), Cooley served as assistant to secondary coach Ejiro Evero with the Rams (2021) during the team's Super Bowl LVI Championship run. That year, the secondary ranked fifth in opponents' passer rating (83.8), third in interceptions (19), and second with just 17 passing touchdowns allowed.

Cooley was selected by the NFL for the Bill Walsh Diversity Coaching Fellowship after spending the season at the University of Akron as defensive backs coach (2019). Under his guidance, the Zips ranked second in the Mid-American Conference, despite having only one returning starter in the secondary entering the season.

Prior to Akron, Cooley coached the secondary and defensive backs at Kent State (2018) and the University of Tennessee-Chattanooga (2017) and was a defensive graduate assistant at Kentucky (2015-16).


Cooley spent two seasons as secondary coach at his alma mater, John Carroll University (2013-14) and coached safeties at Bluffton University (2012) while he also served as the team's equipment manager. His first coaching job came as a defensive backs coach and assistant special teams coordinator at Millikin University (2011).

As a player at John Carroll, he was a four-year letter winner and finished in the top 10 in pass breakups for the Blue Streaks.

A Columbus, Ohio native, Cooley earned his bachelor's degree from John Carroll (2011) and went on to earn an MBA in sports leadership at Kentucky.

## COACHING HISTORY

2011	Millikin   Defensive Backs
2012	Bluffton   Safeties
2013-14	John Carroll   Secondary
2015-16	Kentucky   Defensive Graduate Assistant
2017	Tennessee-Chattanooga   Defensive Backs
2018	Kent State   Secondary
2019	Akron   Defensive Backs
2020	Los Angeles Rams   Defensive Assistant/ Quality Control
2021	Los Angeles Rams   Assistant Secondary
2022	Los Angeles Rams   Defensive Backs
2023	Carolina Panthers   Secondary/ Cornerbacks
2024-	Carolina Panthers   Defensive Passing Game Coordinator



# ILIR EMINI

3RD NFL SEASON  
1ST PANTHERS SEASON

**COACHING ASSISTANT**

COLLEGE: **KNOX COLLEGE**

Ilir Emmini begins his first season with Carolina as a coaching assistant, joining the Panthers after coaching the safeties at Wofford College (2023). For Emmini, this season will mark his third in the NFL after coaching two seasons with the Houston Texans (2021-22).

While in Houston, he was the nickels coach (2022) as the team was the only one in the NFL to have more interceptions (17) than passing touchdowns allowed (15). In the 2021 season he was the assistant linebackers coach and managed all aspects of the opposing run game, which included breakdowns, analysis and drawing all cards.

In two seasons at the University of Illinois (2019-20) as a defensive analyst coach, Emmini worked primarily with the linebackers and safeties, and organized and oversaw the defensive support staff. He served as interim safeties coach in December of 2020.

Emmini began his coaching career at Wofford College (2016-18), where he served as the safeties and nickels coach (2018), assistant defensive backs coach (2017) and quality control / video coordinator (2016), before returning to the school for one season (2023) as the safeties coach.

Emmini graduated from Knox College in 2016 after majoring in elementary education and minoring in history and business. A four-year starter at wide receiver who also played on special teams, he was a two-time team captain, two-time All-Midwest Conference selection and broke 13 school records. Born in Chicago, Ill., Emmini and his wife, Kylie, reside in Charlotte.

### COACHING HISTORY

2016	Wofford   Quality Control/Video Coordinator
2017	Wofford   Assistant Defensive Backs
2018	Wofford   Safeties/Nickels
2019-20	Illinois   Defensive Analyst
2021	Houston Texans   Defensive Assistant
2022	Houston Texans   Defensive Assistant/ Nickels
2023	Wofford   Safeties
2024-	Carolina Panthers   Coaching Assistant



# JOE GILBERT

12TH NFL SEASON  
1ST PANTHERS SEASON

OFFENSIVE LINE

COLLEGE: HAMILTON COLLEGE

Joe Gilbert begins his first season with Carolina as the offensive line coach, joining the Panthers after spending the last five seasons (2019-23) in the same role with the Tampa Bay Buccaneers. Gilbert brings 37 years of coaching experience to the Panthers, including 12 years of coaching in the NFL.

Prior to joining the Panthers, Gilbert's lines in Tampa Bay (2019-23) finished in the top 10 in fewest sacks allowed three times and in his final season (2023), ranked 10th in the league with a 70.7 team pass blocking grade according to Pro Football Focus (PFF). Throughout Tampa's four-game playoff run to a Super Bowl LV victory (2021), the Buccaneers allowed one sack or fewer in three of the team's four postseason games. Three different linemen earned Pro Bowl honors in Tampa Bay under Gilbert: Ryan Jensen and Ali Carpet once each and Tristan Wires three times, including selections as both a right and left tackle.

Before returning to the NFL, Gilbert coached the offensive line at the University of Arizona (2018), where his unit helped the Wildcats lead the Pac-12 in rushing while allowing the fourth-fewest sacks in the conference. He was a member of the Indianapolis coaching staff for six seasons (2012-17), including for three consecutive 11-win seasons (2012-14), during which the Colts ranked eighth in the NFL in points scored and 10th in total offense.

In 2014, despite being forced to use 11 different offensive line starting lineup combinations, Gilbert's unit helped the Colts set franchise records in net yards (6,506) and net passing yards (4,894), while scoring the second-most points (458) in team history.

Before joining the professional ranks, Gilbert spent the previous 25 seasons on the collegiate level, including stops at Albany (1987-88), Pennsylvania (1989-90), Northeastern (1991-93), Maine (1994-99), Mansfield University of Pennsylvania (2000), Toledo (2001-03, 2007), UCF (2004-06), Houston (2008) and Illinois (2009-11). Over that time, he was instrumental in the development of future NFL players such as Nick Kaczur (Toledo), Patrick Brown (UCF), Josh Sitton (UCF), Sebastian Vollmer (Houston), Jon Asamoah (Illinois), Mike Flynn (Maine) and Jeff Allen (Illinois).

A native of Horseheads, N.Y., Gilbert went on to have an All-American playing career at Hamilton (N.Y.) College. He and his wife, Cheryl, have four children – one daughter, Madison, and three sons, Nicholas, Joseph, and Timothy.

## COACHING HISTORY

1987-88	Albany   Graduate Assistant
1989-90	Pennsylvania   Assistant Offensive Line/ Recruiting Coordinator
1991-93	Northeastern   Offensive Line/Recruiting Coordinator
1994-95	Maine   Offensive Line
1996-99	Maine   Offensive Coordinator
2000	Mansfield (Pa.)   Head Coach
2001-03	Toledo   Offensive Line
2004-06	Central Florida   Offensive Line
2007	Toledo   Tight Ends
2008	Houston   Offensive Line
2009	Illinois   Offensive Line
2010-11	Illinois   Assistant Head Coach/Offensive Line
2012	Indianapolis Colts   Assistant Offensive Line
2013-15	Indianapolis Colts   Offensive Line
2016-17	Indianapolis Colts   Assistant Offensive Line
2018	Arizona   Offensive Line
2019-23	Tampa Bay Buccaneers   Offensive Line
2024-	Carolina Panthers   Offensive Line



# HAROLD GOODWIN

21ST NFL SEASON  
1ST PANTHERS SEASON

**ASSISTANT HEAD COACH/RUN GAME COORDINATOR**

COLLEGE: **MICHIGAN**

Harold Goodwin begins his first season with Carolina as the assistant head coach/run game coordinator, joining the Panthers after serving in the same role for the last five years for the Tampa Bay Buccaneers (2019-23). Goodwin brings nearly 20 years of NFL coaching experience to Carolina, including helping three different franchises to the Super Bowl, winning two.

In Tampa Bay (2019-23), Goodwin helped three different linemen earned Pro Bowl honors: Ryan Jensen and Ali Carter once each and Tristan Wires three times, including selections as both a right and left tackle. Multiple running backs made contributions through his time with the Buccaneers as Ronald Jones II finished in the top 10 with 5.1 yards per carry (2020), Leonard Fournette was in the top 10 in rushing touchdowns (2021) and scored six touchdowns in his six postseason games under Goodwin. Rachaad White finished with 1,539 scrimmage yards (2023), the seventh most in the league, more than doubling his rookie total from the previous season.

As the offensive coordinator in Arizona (2013-17), Goodwin helped turn the unit into one of the best in the league. The Cardinals ranked 32nd in the NFL the season before his arrival and by the 2015 season established franchise records for points scored (489), touchdowns (59) touchdown passes (35), total net yards (6,533), first downs (373) and first downs passing (237), while leading the NFL in net yards and ranking second in points scored. That season (2015), quarterback Carson Palmer set franchise records with 4,671 passing yards, 35 touchdown passes and a 104.6 quarterback rating en route to earning a Pro Bowl berth and being named second-team All Pro. Palmer was sacked only 27 times, tied for the fourth-fewest allowed in the NFL. Additionally, Arizona ranked eighth in the NFL in rushing (119.8 yards per game) and scored 16 rushing touchdowns – tied for the sixth-most in the NFL – despite having three different players start at running back.

The following season (2016), Arizona scored 418 points, sixth in the league, while ranking ninth in total offense (5,868). Second-year running back David Johnson set franchise records and led the NFL in scrimmage yards (2,118) and touchdowns (20) while being named to the Pro Bowl and earning first-team All-Pro honors. Wide receiver Larry Fitzgerald also earned a Pro Bowl berth after leading the NFL in receptions (107).

As the offensive line coach with the Indianapolis Colts,

Goodwin helped the team's offense finished 10th in the NFL (362.4 yards per game). During his time with the Steelers, he was part of the team that won Super Bowl XLIII and advanced to Super Bowl XLV. Working with the Pittsburgh offensive line, Goodwin helped Maurkice Pouncey earn Pro Bowl berths in each of their two seasons together.

Goodwin began his NFL career as an assistant offensive line coach with the Chicago Bears, spending three seasons with the team (2004-06), including the team's run to Super Bowl XLI (2006 season).

Prior to joining the Bears, Goodwin spent eight seasons in the collegiate ranks, first working as a graduate assistant/student assistant at his alma mater, Michigan (1995-97), before stints with Eastern Michigan (1998-99) and Central Michigan (2000-03).

Goodwin and his wife, Monica, have two daughters, Kylee, and Miya, and one son, Bryson.

## COACHING HISTORY

1995-97	Michigan   Graduate Assistant
1998-99	Eastern Michigan   Tight Ends/Offensive Tackles/Offensive Line
2000-02	Central Michigan   Offensive Line
2003	Central Michigan   Assistant Head Coach/Offensive Line
2004-06	Chicago Bears   Assistant Offensive Line
2007-11	Pittsburgh Steelers   Offensive Assistant
2012	Indianapolis Colts   Offensive Line
2013-17	Arizona Cardinals   Offensive Coordinator
2019-23	Tampa Bay Buccaneers   Assistant Head Coach/Run Game Coordinator
2024-	Carolina Panthers   Assistant Head Coach/Run Game Coordinator



# DEANGELO HALL

2ND NFL SEASON  
2ND PANTHERS SEASON

**ASSISTANT DEFENSIVE BACKS**

COLLEGE: **VIRGINIA TECH**

DeAngelo Hall enters his second season as the assistant defensive backs coach with Carolina after making his coaching debut with the Panthers in 2023. A three-time Pro Bowl selection and multi-year team captain, Hall enjoyed a 14-year NFL career as a defensive back, playing for Atlanta (2004-07), Oakland (2008) and Washington (2008-17).

In his first season as a coach (2023), Hall assisted a secondary that allowed just 171.5 passing yards per game, the lowest in a season in franchise history and third lowest in the league.

Prior to his start in coaching, Hall worked as an analyst for NFL Network, appearing on various NFL Network shows such as Total Access and Good Morning Football: Weekend, as well as NFL Network's on-location coverage of such events as the Super Bowl and training camps.

Originally selected by the Falcons with the eighth overall pick in the 2004 NFL Draft, Hall finished his career with 43 interceptions, including five returned for touchdown. He tied an NFL record by recording four interceptions in a single game at Chicago (10/24/10). He also holds the NFL record for most fumble return yardage in a career (328), while his five career fumble return touchdowns rank second behind Hall of Famer Jason Taylor.

A native of Chesapeake, Va., Hall played three seasons at Virginia Tech, recording eight interceptions, two forced fumbles, one fumble recovery and seven receptions for 86 yards with one touchdown. He also returned 56 punts for 839 yards and five touchdowns. His five punt returns for touchdowns rank second in Big East Conference history. He earned first-team All-America honors as a punt returner as a junior and was a semi-finalist for the Jim Thorpe Award. In 2016, Hall was inducted into the Virginia Tech Sports Hall of Fame.

Hall and his wife, Jada, have six children: Tyrel, Mya, TaLia, Bre, and twins, Tré and DJ.

## COACHING HISTORY

2023- Carolina Panthers | Assistant Defensive Backs







# PETER HANSEN

6TH NFL SEASON  
2ND PANTHERS SEASON

LINEBACKERS

COLLEGE: ARIZONA

Peter Hansen enters his second season as the inside linebackers coach with the Carolina Panthers. Hansen brings 16 years of coaching experience, including five in the NFL, to the staff.

Last season (2023), Hansen helped guide sixth-year linebacker Frankie Luvu to a career-high and team-leading 125 tackles, while also receiving his first-career NFC Defensive Player of the Week in Week Eight. Luvu became the only player in franchise history to record 125+ tackles, 5.5+ sacks and 10+ tackles for loss in a season.

With Denver (2022), Hansen's linebacking corps contributed to one the NFL's top defenses as the Broncos ranked among the league leaders in a number of categories, including total defense (seventh – 320.0 yards per game), rushing defense (10th – 109.8), opponent third-down conversion percentage (second – 34.1%), opponent redzone touchdown rate (seventh – 51.1%) and defensive three-and-out percentage (fourth – 37.9). Linebackers Alex Singleton and Josey Jewell both established career highs in tackles and were one of three sets of teammates in the league to record at least 120 tackles and six tackles for loss that season.

At the college level, Hansen has served as UNLV's defensive coordinator/inside linebackers coach from (2020-21), and with Stanford University (2008-10, 2014-19). He worked as a strength & conditioning coach (2008), defensive assistant (2009-10) and inside linebackers coach (2014-19) for the Cardinal.

During his second stint with Stanford (2014-19), the team accumulated a 52-27 regular-season record and amassed five eight-win seasons. Stanford went to a bowl game in each of Hansen's first five seasons, winning four of the five contests. Part of a defensive coaching staff that helped Stanford produce a top three Pac-12 scoring defense each year from 2014-17, the team also finished in the top three in yards per game in 2014 (first – 287.4) and 2015 (third – 374.5).

Two of Hansen's charges at Stanford, Blake Martinez (Green Bay, 2016) and Bobby Okereke (Indianapolis, 2019) were selected in the NFL Draft. Martinez, led the Pac-12 in tackles (2015), while Okereke led the school in tackles in consecutive seasons (2017-18).

With San Francisco (2011-13), Hansen spent three seasons as a defensive assistant/quality control coach (2011-13), as the 49ers collected a 36-11-1 regular-season record and advanced to three consecutive NFC Championship Games and one Super Bowl appearance.

An assistant coach at his alma mater, Palo Alto (Calif.) High School, for four seasons (2004-07) prior to his first stint at Stanford, Hansen worked primarily with the tight ends and defensive ends. After his first two seasons on staff, Hansen was promoted to defensive coordinator.

A two-sport athlete at the University of Arizona, Hansen played both football and basketball and earned second-team All-Pac 10 honors (2000) as a special teams performer in football.

A Palo Alto, Calif. native, Hansen and his wife, Stephanie, have two daughters, Georgia and Halle, and a son, Isaiah.

## COACHING HISTORY

2008	Stanford   Strength & Conditioning
2009-10	Stanford   Defensive Assistant
2001-13	San Francisco 49ers   Defensive Assistant/ Quality Control
2014-19	Stanford   Inside Linebackers
2020-21	UNLV   Defensive Coordinator/Inside Linebackers
2022	Denver Broncos   Linebackers
2023-	Carolina Panthers   Linebackers



# WILL HARRIGER

10TH NFL SEASON  
1ST PANTHERS SEASON

QUARTERBACKS

COLLEGE: AUBURN

Will Harriger begins his first season with Carolina as quarterbacks coach, joining the Panthers after spending the 2023 season with the Dallas Cowboys. Harriger brings 20 seasons of coaching experience, including nine in the NFL, including working with the 2022 Heisman Trophy winner and the runner-up for 2023 NFL Most Valuable Player in his last two seasons.

Harriger spent 2022 as a senior offensive analyst and quarterbacks coach at Southern California. Under his tutelage, Williams won the Heisman Trophy after the quarterback tallied 4,537 passing yards (third nationally) and 42 touchdowns (first in Pac-12) against only five interceptions. Williams also rushed for 382 yards and 10 scores.

In 2021, Harriger was an offensive assistant coach with the Jacksonville Jaguars, where quarterback Trevor Lawrence set franchise rookie records for completions and passing yards. Previously, he spent two seasons in Atlanta (2019-20) as an offensive assistant/running backs coach with the Falcons.

Initially an offensive assistant his first year with the Seahawks (2014), Harriger was promoted to assistant quarterbacks coach (2015), assisting the development of Russell Wilson, as the quarterback was twice selected to the Pro Bowl (2017 & 2018) and led the NFL in passing touchdowns in 2017.

Prior to his time in the NFL, Harriger spent 10 years coaching in college in various roles, including two seasons at Florida (2012-13), two at Texas Tech (2010-11), two at Tennessee-Martin (2006, 2009), one at Texas (2008), one at his alma mater Auburn (2007), and two seasons at Midwestern State (2004-05).

Harriger earned his bachelor's degree in communications from Auburn after prepping at Trinity Christian (Texas) High School.

Harriger and his wife, Brooke, have three children, Daisy, William IV (Bud), and, Dorothy.

## COACHING HISTORY

2004-05	Midwestern State   Graduate Assistant (OLBs)
2006	Tennessee-Martin   Graduate Assistant (Tight Ends)
2007	Auburn   Defensive Assistant
2008	Texas   Quality Control/Defense
2009	Tennessee-Martin   Linebackers
2010-11	Texas Tech   Defensive Assistant
2012-13	Florida   Defensive Intern
2014	Seattle Seahawks   Offensive Assistant
2015-18	Seattle Seahawks   Assistant Quarterbacks
2019-20	Atlanta Falcons   Offensive Assistant/ Running Backs
2021	Jacksonville Jaguars   Offensive Assistant
2022	Southern California   Senior Offensive Analyst/ Quarterbacks
2023	Dallas Cowboys   Offensive Assistant/Quality Control
2024-	Carolina Panthers   Quarterbacks



# KELI' KEKUEWA

5TH NFL SEASON  
1ST PANTHERS SEASON

**ASSISTANT OFFENSIVE LINE**

COLLEGE: **BOWLING GREEN**

Keli'i Kekuewa (Keli'i pronounced kay-lee-EE) begins his first season with Carolina as the assistant offensive line coach, joining the Panthers after spending the last four years on the Seattle Seahawks staff.

Kekuewa served as assistant offensive line coach for the Seahawks the last three seasons (2021-23) after originally joining the staff as an offensive assistant (2020). He spent a season on Notre Dame's defensive staff (2019) as a graduate assistant before being elevated to interim tight ends coach for the 2019 Camping World Bowl.

He began his coaching career at Wake Forest (2015-16) before moving on to the University of Minnesota (2017) and Henderson State (Ark.) University (2018), working mainly with the offensive line and tight ends at each program.

In two seasons at Bowling Green (2012-13), Kekuewa started all 27 games at center. An All-Mid-American Conference selection, he was a key part of the Falcons' offensive unit that averaged more than 34 points per game won the MAC Championship Game (2013). He spent his first two seasons at Arizona Western Junior College where he led the Matadors to an 11-1 record and a berth in the National Junior College Athletic Association championship game.

An academic All-MAC selection, Kekuewa graduated from Bowling Green in 2014 with a degree in environmental studies and earned his masters in liberal studies from Wake Forest in 2016. The Puna, Hawaii native is married to Namelelani (Akiona) Kekuewa.

## COACHING HISTORY

2015-16	Wake Forest   Offensive Line/Tight Ends
2017	Minnesota   Offensive Line/Tight Ends
2018	Henderson State (Ark.)   Offensive Line/Tight Ends
2019	Notre Dame   Graduate Assistant
2020	Seattle Seahawks   Offensive Assistant
2021-23	Seattle Seahawks   Assistant Offensive Line
2024-	Carolina Panthers   Assistant Offensive Line



**GEORGE  
LI**

**14TH NFL SEASON  
2ND PANTHERS SEASON**

**GAME MANAGEMENT COORDINATOR**

COLLEGE: **UC RIVERSIDE**

George Li enters his second season as the game management coordinator with the Carolina Panthers. Li has spent the last 12 years of his career in coaching analytics and game management in the NFL.

With the Colts (2018-22), Li provided analytical research to the coaching and personnel staffs, advised the head coach on game management situations and served as an officiating expert on rule changes/points of emphasis, penalty trends and replay reviews. During his time with Indianapolis, the Colts ranked fifth in both fewest penalties (5.6 per game) and penalty margin (68 fewer penalties than opponents). Their 15 successful challenges during that span were tied for fourth most, including 8 of 11 challenges being successful from 2021-22 (first in successful challenges, third in successful challenge percentage – 73%).

Prior to the Colts, he worked for the Oakland Raiders in various roles for seven seasons (2011-17), starting as a defensive assistant for defensive coordinator Chuck Bresnahan (2011) to most recently serving as the team's director of coaching analytics. With his input (2012-17), the Raiders were successful on 17 of 31 challenges, ranking fourth with a successful challenge rate of 55%. In 2016, he was part of an Oakland staff that went 12-4 and reached the playoffs for the first time since 2002.

Before joining the Raiders, Li covered the NFL for 5 seasons at NFL Network most recently as lead researcher and was also a researcher at ESPN.

Li graduated from the University of California-Riverside with a degree in business administration in 2003. He and his wife, Denise, have a daughter, Taylor, and son, Joshua.

### COACHING HISTORY

2011	Oakland Raiders   Defensive Assistant
2012-16	Oakland Raiders   Football Operations Statistical Analyst
2017	Oakland Raiders   Director of Coaching Analytics
2018-22	Indianapolis Colts   Senior Football Analyst/ Game Management
2023-	Carolina Panthers   Game Management Coordinator



# TEM LUKABU

7TH NFL SEASON  
2ND PANTHERS SEASON

**OUTSIDE LINEBACKERS**

COLLEGE: **COLGATE**

Tem Lukabu enters his second season as the outside linebackers coach with the Carolina Panthers, returning to the NFL after three seasons as the defensive coordinator at Boston College (2020-22). Lukabu brings 16 years of coaching experience, including seven in the league.

In his first season in Carolina (2023), Lukabu helped fourth-year outside linebacker Yetur Gross-Matos record career highs in quarterback hits (10), sacks (4.5), and tackles for loss (7). Additionally, outside linebacker Brian Burns was one of four players in the NFL this season with at least 8.0 sacks, 15 tackles for loss, 17 quarterback hits, one forced fumble, one fumble recovery and one strip sack.

Prior to joining the Panthers, Lukabu's defense at in his final season at Boston College (2022) ranked in the top-50 nationally in several defensive categories, including first downs allowed (240, 38th), passing yards allowed per game (211.2, 44th) and team tackles for loss per game (6.8, 26th). Sophomore defensive end Donovan Ezeiruaku was named All-ACC Second Team after finishing the season ranked second in the ACC in sacks per game. Additionally, five other players, at all three levels of the defense, earned All-ACC Honorable Mention.

In 2021, the Eagles ranked third nationally with 173.5 passing yards allowed per game and top 30 nationally in six other defensive categories. Four members of his defense earned All-ACC honors, including a second-team, third-team and two honorable mentions. In his first season at BC (2020), Lukabu oversaw a defense that jumped over 50 spots in the rankings.

Before he served as the linebackers coach for the Cincinnati Bengals (2019), Lukabu coached linebackers at Mississippi State (2018) and helped a defensive unit finish the season ranked first in FBS and the SEC, with two starters earning All-SEC honors.

Lukabu served as a defensive quality control coach with the San Francisco 49ers (2016-17), and worked primarily with the linebackers (2016), before shifting his focus to the team's secondary (2017). His first stint in the NFL came with Tampa Bay (2012-13) as a defensive assistant for the Buccaneers for two seasons.

After Lukabu began his career as player development graduate assistant at Rutgers (2006-07), he continued his college coaching career at Rhode Island (2008-09) before returning to Rutgers (2010-11), his alma mater Colgate (2014), and Florida International (2015).

A former linebacker himself, Lukabu was a four-year letterman and three-year starter at Colgate (2000-03). A two-time conference Defensive Player of the Year (2002 & 2003), he helped the Raiders to back-to-back Patriot League titles. He was also first-team All-Patriot League selection both seasons and was named a third-team AP All-American.

Lukabu was born in Kinshasa, the capital and largest city in the Democratic Republic of the Congo in Central Africa. He earned a bachelor of arts degree in history with a minor in political science from Colgate (2004). He and his wife, Kate, have three children — daughters, Zaida, and, Kamryn, and son, Pax.

## COACHING HISTORY

2008-09	Rhode Island   Outside Linebackers
2010-11	Rutgers   Outside Linebackers
2012-13	Tampa Bay Buccaneers   Defensive Assistant
2014	Colgate   Outside Linebackers
2015	Florida International   Defensive Line
2016-17	San Francisco 49ers   Defensive Quality Control
2018	Mississippi State   Linebackers
2019	Cincinnati Bengals   Linebackers
2020-22	Boston College   Defensive Coordinator
2023-	Carolina Panthers   Outside Linebackers



# BOBBY MAFFEI

3RD NFL SEASON  
3RD PANTHERS SEASON

## DEFENSIVE QUALITY CONTROL

COLLEGE: **NEBRASKA**

Bobby Maffei enters his third season with Carolina, and second as a defensive quality control coach after joining the Panthers as a defensive assistant. Prior to Carolina, Maffei spent 10+ years coaching on the collegiate level.

Last season (2023), Maffei assisted a defense that allowed the fourth-fewest yards per game in the NFL (293.9) and the third lowest in a season in franchise history. The defense's 171.5 passing yards per game allowed set a franchise record and was the third-fewest in the league.

In his first season in Carolina (2022), Maffei contributed to a defense that ranked 13th in the NFL in points per game (21.0), 10th in rushing defense (116.3), and fifth in takeaways (11) over the course of the final 12 games of the season. Following staff changes in October, he took on a larger role with the secondary as second-year cornerback Jaycee Horn paced the team with three interceptions.

In Maffei's final season with Nebraska (2021), the Husker defense finished 36th nationally in scoring defense (2021), allowing 22.7 points per game - the lowest for a Nebraska defense since 2010 - against a schedule that featured eight teams that won nine+ games. During his one season as special teams coordinator at Richmond (2019), the Spiders ranked second nationally in the FCS in kickoff returns. He also served as a defensive assistant while at Richmond.

Maffei spent two seasons at Baylor (2017-18) as a defensive quality control coach and also spent time at Temple where he served as a defensive graduate assistant (2014-15). He also worked at Tennessee Tech (2016) and Central Connecticut State (2011-13).

Maffei earned his bachelor's degree from Nebraska (2011) and his master's degree from Temple (2016). He is married to the former Diana Curti.

## COACHING HISTORY

2011-13	Central Connecticut State   Wide Receivers/ Special Teams Coordinator
2014-15	Temple   Defensive Graduate Assistant
2016	Tennessee Tech   Cornerbacks
2017-18	Baylor   Defensive Quality Control
2019	Richmond   Special Teams Coordinator
2020-21	Nebraska   Defensive Analyst
2022	Carolina Panthers   Defensive Assistant
2023-	Carolina Panthers   Defensive Quality Control







# PAT MCPHERSON

27TH NFL SEASON  
1ST PANTHERS SEASON

**TIGHT ENDS**

COLLEGE: **SANTA CLARA**

Pat McPherson begins his first season with Carolina as tight ends coach, joining the Panthers after serving in the same role for the last 14 years for the Seattle Seahawks. The two-time Super Bowl champion adds 26 years of coaching experience in the NFL, making stops in San Francisco (1996) and Denver (1998-2008), prior to his time in Seattle (2010-2023).

During his time in Seattle (2010-23), McPherson coached a deep group as 23 different tight ends recorded a reception, including 25+ in a season, 16 times from nine different players. Additionally, he oversaw a pair of Pro Bowl seasons (2017 & 2018) from Jimmy Graham as the tight end became become the franchise's all-time tight end leader in catches (170), yards (2,048) and touchdowns (18) in just three seasons under McPherson.

Prior to Seattle, McPherson spent 11 seasons in Denver in a variety of roles. Joining the Broncos as a defensive assistant (1998), switching to offensive assistant (1999-2002), and quarterbacks (2003-06) and finally as tight ends coach (2007-08). In his time as quarterbacks coach, Jake Plummer's 39-15 regular record marked the fourth-best winning percentage among all NFL signal callers. While Plummer set a then franchise single-season record for passing yards (4,089).

McPherson began his coaching career with a four-year stint at his high school alma mater, Bellarmine College Prep in San Jose, Calif. During his tenure, the team compiled a record of 35-11, won three consecutive league titles and made one section championship appearance. He also gained valuable coaching experience volunteering with the San Francisco 49ers (1996), serving in a defensive quality control capacity.


McPherson holds a bachelor's degree in English and an MBA from Santa Clara, where he captained the football team and was voted Most Inspirational Player during his senior season (1992). An all-state and All-America inside linebacker at Bellarmine College Prep and earned Scholar-Athlete of the Year honors as a senior before he signed with the 49ers as a rookie free agent (1993). In April 2004, McPherson was inducted into the school's Athletic Hall of Fame.

Born in Santa Clara, Calif., McPherson organized and implemented his National Multiple Sclerosis Society chapter's largest fund-raising event, the 1994 MS Walk.

McPherson has two sons, Jackson, and Grayson. His father, Bill McPherson, coached in the NFL for 21 years and worked as a personnel consultant for the 49ers before retiring in 2005.

## COACHING HISTORY

1994-97	Bellarmine College Prep   Linebackers/ Running Backs
1996	San Francisco 49ers   Quality Control/ Defense (Volunteer)
1998	Denver Broncos   Defensive Assistant
1999-02	Denver Broncos   Offensive Assistant
2003-06	Denver Broncos   Quarterbacks
2007-08	Denver Broncos   Tight Ends
2010-23	Seattle Seahawks   Tight Ends
2024-	Carolina Panthers   Tight Ends



# ROB MOORE

11TH NFL SEASON  
1ST PANTHERS SEASON

## WIDE RECEIVERS

COLLEGE: SYRACUSE

Rob Moore begins his first season with Carolina as wide receivers coach, joining the Panthers after serving in the same role for the last six years for the Tennessee Titans (2018-23). Moore comes to Carolina with more than 20 years of NFL experience, both as a player (1990-2001) and a coach (2014-present).

During his time in Tennessee (2018-23), Moore oversaw a group that featured four different leading receivers in six seasons. Over his first three seasons, A.J. Brown led the Titans with 185 receptions, 2,995 receiving yards (16.2 average), and 24 touchdown catches, and joined Randy Moss, Jerry Rice and John Jefferson as the only four NFL players to reach those numbers in their first three seasons. In his final season with the Titans (2023), DeAndre Hopkins recorded 75 receptions for 1,057 yards, the most he had posted in a season since 2020.

Over his three seasons in Oakland (2015-17), Moore worked with Amari Cooper and Michael Crabtree, who combined for 435 receptions, 5,446 receiving yards, 43 touchdowns and 17 100-yard games. In 2016, Cooper and Crabtree became the first pair of Raiders wide receivers to surpass 1,000 receiving yards in the same season since 2001, as Cooper became the third player in NFL history to surpass 1,000 receiving yards and 70 receptions in each of his first two seasons (2015-16).

In his first NFL coaching position, Moore led a young wide receiving corps with the Bills (2014), with each of the top three wide receivers in their third year or less. Rookie Sammy Watkins led the team with 65 receptions for 982 yards and six touchdowns, setting the team's rookie records for receptions and yards. Second-year receiver Robert Woods and third-year receiver Chris Hogan each set single-season highs in receptions, receiving yards and touchdowns.

As wide receivers coach for four years at his alma mater Syracuse (2010-13), Moore helped the Orange to three bowl victories. Under his tutelage, wide receiver Alec Lemon finished his career ranked first in the school's record books for all-time receptions (201) and second in all-time receiving yards (1,780).

Moore got his start in coaching at Montclair (N.J.) High School (2002-03), working with wide receivers before he became the wide receivers coach for Phoenix (Ariz.) Junior College (2009). He also spent time working as a consultant for Protect Management and Athlete's Performance, training athletes for the NFL Draft, such as future draft picks Robert Meachem, Dwayne Bowe, Vernon Davis, Golden Tate and Arrelious Benn.

A first-round pick in the 1990 Supplemental Draft, Moore played 12 years as a wide receiver in the NFL with the New York Jets (1990-94) and Arizona Cardinals (1995-99). His career totals included 153 games, 628 receptions, 9,368 receiving yards and 49 touchdowns. He was named to the Pro Bowl following the 1994 and 1997 campaigns, the latter of which he led the NFL with 1,584 receiving yards en route to being named All Pro.

A native of Hempstead, N.Y., Moore played collegiately at Syracuse (1987-89), starting all three seasons. He set team records for receiving yards per game (75.8) and career touchdown receptions (22) while going to three consecutive bowl games, including Syracuse's undefeated (11-0-1) team in 1987. In 1999, he was named to Syracuse's All-Century Team.

Moore and his wife, Candice, have has five children: son, Satchel, and daughters, Dakota, Savoy, Meadow, and Charlie.

### COACHING HISTORY

- 2009 Phoenix (Ariz.) JC | Wide Receivers
- 2010-13 Syracuse | Wide Receivers
- 2014 Buffalo Bills | Wide Receivers
- 2015-17 Oakland Raiders | Wide Receivers
- 2018-23 Tennessee Titans | Wide Receivers
- 2024- Carolina Panthers | Wide Receivers



# BERNIE PARMALEE

16TH NFL SEASON  
1ST PANTHERS SEASON

**RUNNING BACKS**

COLLEGE: **SAM HOUSTON STATE**

Bernie Parmalee begins his first season with Carolina as the team’s running backs coach, joining the Panthers after most recently serving in the same role for the Jacksonville Jaguars (2021-23). Parmalee, a nine-year NFL veteran as a running back (1992-2000), also has 15 years of coaching experience in the league.

With Jacksonville (2021-23), Parmalee helped Travis Etienne Jr. gain over 1,000 yards rushing and 1,400 yards from scrimmage in each of his first two seasons, as the running back ranked fifth in the league in rushing yards (2,133), tied for 11th in rushing touchdowns (16) and tied for ninth with 105 rushing first downs over his first two seasons (2022-23).

Over his three years in Atlanta (2018-20), Parmalee spent time coaching running backs (2018-20) and special teams (2019-20), including as the interim special teams coordinator during the 2020 season. That season, kicker Younghoe Koo earned Pro Bowl honors, converting 37 of 39 field goal attempts.

During Parmalee’s three seasons with the Raiders (2015-17), the team averaged 4.2 yards per carry and tallied 4,933 rushing yards with 37 touchdowns. In 2015, Latavius Murray crossed the 1,000-yard mark for the first time in his career, as both he and fullback Marcel Reese earned Pro Bowl selections. The next year (2016), the rushing offense finished sixth in the league, averaging 120.1 yards per game and scored 17 touchdowns.


After he began his coaching career with the Miami Dolphins (2002-04), Parmalee spent five seasons at Notre Dame (2005-09), and three with Kansas City (2010-12) as tight ends coach, as rookie Tony Moeaki set the franchise mark in receptions by a rookie tight end.

Entering the NFL as an undrafted free agent, Parmalee played running back for nine seasons with the Dolphins (1992-98) and New York Jets (1999-2000). In 134 games (26 starts), he recorded 567 rushes for 2,179 yards and 17 touchdowns. Finishing his college career as the leading rusher in Ball State history, he tallied 3,483 yards and 26 touchdowns following a high school career Lincoln High School in Jersey City, N.J., where he earned varsity letters in football and baseball.

Parmalee and his wife, Angela, have three children, Tré, Nakia Marie, and Torian.

## COACHING HISTORY

2002	Miami Dolphins   Assistant Special Teams
2003	Miami Dolphins   Assistant Special Teams/ Offensive Assistant (RBs)
2004	Miami Dolphins   Running Backs/Tight Ends
2005-06	Notre Dame   Tight Ends/Special Teams Coordinator
2007-09	Notre Dame   Tight Ends
2010-12	Kansas City Chiefs   Tight Ends
2014	Kansas   Quality Control Offense/ Assistant Running Backs
2015-17	Oakland Raiders   Running Backs
2018	Atlanta Falcons   Running Backs
2019	Atlanta Falcons   Assistant Special Teams/ Offensive Assistant
2020	Atlanta Falcons   Running Backs/Special Teams Coordinator
2021-23	Jacksonville Jaguars   Running Backs
2024-	Carolina Panthers   Running Backs



# DEAN PETZING

1ST NFL SEASON  
1ST PANTHERS SEASON

## OFFENSIVE QUALITY CONTROL

COLLEGE: **ST. LAWRENCE**

Dean Petzing begins his first season with Carolina as an offensive quality control coach, joining the Panthers after two seasons at LSU. For Petzing, this season will mark his first in the NFL after coaching 12 years in the college.

In his final season at LSU (2023), Petzing contributed to an offense that led the nation in scoring (45.5) and total offense (543.5) as quarterback Jayden Daniels won the Heisman Trophy. Overall, the Tigers won 20 games in his two seasons, captured the SEC Western Division (2022), and claimed two bowl victories (Citrus and ReliaQuest).

Prior to joining LSU's coaching staff, Petzing spent three seasons at Notre Dame (2019-21), serving in various roles on offense. He began as a graduate assistant, focusing on the offensive line (2019), before becoming an analyst with a focus on the tight end position (2020). In his final year (2021), he shifted to working with the quarterbacks as an analyst.

Petzing began his career as a student assistant at his alma mater, St. Lawrence University (2012-13), before coaching at Yale (2014), Villanova (2015), Ball State (2016), and Maine (2017-18), where the Black Bears won the Colonial Athletic Association championship.

A native of Wellesley, Mass., Petzing graduated from St. Lawrence in 2014 with a double major in mathematics and economics while earning a minor in statistics. His brother, Drew, serves as the offensive coordinator for the Arizona Cardinals.

## COACHING HISTORY

2012	St. Lawrence   Intern Assistant Tight Ends
2013	St. Lawrence   Intern Tight Ends
2014	Yale   Defensive Intern
2015	Villanova   Offensive Assistant/Tight Ends
2016-17	Ball State   Graduate Assistant
2018	Maine   Tight Ends
2019	Notre Dame   Graduate Assistant, Offensive Line
2020	Notre Dame   Analyst, Tight Ends
2021	Notre Dame   Analyst, Quarterbacks
2022	LSU   Lead Offensive Analyst
2023	LSU   Senior Offensive Analyst
2024-	Carolina Panthers   Offensive Quality Control



# TODD WASH

18TH NFL SEASON  
2ND PANTHERS SEASON

## DEFENSIVE LINE

COLLEGE: **NORTH DAKOTA STATE**

Todd Wash enters his second season as the defensive line coach with the Carolina Panthers. Wash brings 29 years of coaching experience, including 18 in the NFL, to the staff.

During his first season with the Panthers (2023), Wash oversaw defensive tackle Derrick Brown earn his first Pro Bowl nod and set an NFL record for most tackles by a defensive lineman in a season with a career-high 103, surpassing Dolphins DT Christian Wilkins' 2022 total of 98. Brown was the only player in the NFL in 2023 to record 100+ tackles, 15+ quarterback hits and seven+ tackles for loss.

In his final season in Detroit (2022), Wash helped rookie defensive end Aiden Hutchinson become the first rookie and just the second defensive lineman in NFL history to produce 9.5 sacks, three interceptions and two fumble recoveries. Hutchinson garnered NFL Defensive Rookie of the Month in three consecutive months (November, December & January).

Wash came to Detroit following an eight-season (2013-20) stint with the Jacksonville Jaguars, including serving as the team's defensive coordinator for the final five. Over his five seasons (2016-20) as defensive coordinator, the Jaguars allowed the third-fewest net passing yards in the NFL, and tied for fifth in the league with 13 defensive touchdowns, while seven different defenders earned a combined 10 total Pro Bowl selections.

As the Seattle defensive line coach for two years (2011-12), Wash's group was part of a defense that allowed the league's lowest passer rating (73.2) and third-fewest points per game (17.5) in that span.

Wash began his NFL career with the Tampa Bay Buccaneers (2007-10) as the team's defensive line coach.

Prior to the NFL, Wash spent 11 seasons with five different schools in the college ranks. He had two stints (2005-06; 2002-03) as the defensive line coach at his alma mater, North Dakota State, and also served as the defensive coordinator/linebackers coach at Missouri Southern State (2004), and as Nebraska-Kearney's defensive coordinator (2000-01).

He began his coaching career at Fort Lewis College (1996) as the team's defensive coordinator and was promoted to head coach/defensive coordinator for three seasons (1997-99).

A two-time All-North Central Conference outside linebacker at North Dakota State, Wash played on two national championship teams with the Bison (1988 & 1990). He holds two degrees from NDSU, a bachelor's degree in physical education and a master's in athletic administration.

Wash and his wife, Darci, have two daughters, Alyssa, and Jenae, and a son, Marcus. Darci was an All-America basketball player at NDSU, who played on three national championship teams and was inducted in the Bison Athletic Hall of Fame in 2012.

## COACHING HISTORY

1996-99	Fort Lewis College   Head Coach/Defensive Coordinator
2000-01	Nebraska-Kearney   Defensive Coordinator
2002-03	North Dakota State   Defensive Line
2003-04	Missouri Southern State   Coaching Assistant
2005-06	North Dakota State   Defensive Line
2007	Tampa Bay Buccaneers   Defensive Quality Control
2008-10	Tampa Bay Buccaneers   Defensive Line
2011-12	Seattle Seahawks   Defensive Line
2013-15	Jacksonville Jaguars   Defensive Line/Run Game Coordinator
2016-20	Jacksonville Jaguars   Defensive Coordinator
2021-22	Detroit Lions   Defensive Line
2023-	Carolina Panthers   Defensive Line



# BERT WATTS

4TH NFL SEASON  
2ND PANTHERS SEASON

## SAFETIES

COLLEGE: CALIFORNIA-BERKELEY

Bert Watts enters his second season as safeties coach with the Carolina Panthers, bringing 19 years of experience coaching in the NFL, college, and internationally to the Panthers staff.

In his first season with the Panthers (2023), Watts' group played a role the league's third ranked pass defense, setting a franchise mark after allowing just 171.5 passing yards per game.

As the outside linebackers coach in Denver (2022), Watts' unit contributed to one of the NFL's top defenses as the Broncos ranked in the top 10 in total defense (seventh - 320.0 yards per game), rushing defense (10th - 109.8), opponent third down conversion percentage (second - 34.1%), opponent redzone touchdown rate (seventh - 51.1%), and defensive three-and-out percentage (fourth - 37.9%).

Prior to Denver, Watts served as special teams coordinator/ outside linebackers coach for Auburn University (2021), and helped the school reach the 43rd bowl game in program history and first since 2018.

In 2020, Watts coached linebackers at the University of Memphis, taking part in an 8-3 campaign and bowl victory as the defense ranked Top 20 nationally in red zone defense, turnovers forced, and fumbles recovered.

Over three seasons at Fresno State (2017-19), Watts coached the team's linebackers (2017) before being promoted to defensive coordinator (2018-19). Fresno State posted a 26-14 record over the span, including a 12-2 mark in 2018. The defense ranked third in scoring defense (14.1) in 2018 along with top 10 finishes in red zone defense (first), interceptions (fourth), passing efficiency defense (fifth) and turnover margin (ninth).

Before Fresno State, Watts spent four seasons (2013-16) as the defensive coordinator/defensive backs coach at the University of California-Davis. He also spent two seasons at the University of Colorado (2010-11) as defensive technical intern before his first stint with the Broncos as a staff assistant (2012).

In addition to his 14 years of collegiate coaching experience, Watts also coached high school football for two seasons and spent a season as the defensive coordinator for the Austrian Football League's Raiffeisen Vikings (2007) before working as defensive backs coach at Bartram Trail High School (St. Johns, Fla.) in 2008 and defensive coordinator at Bishop Kenny High School (Jacksonville, Fla.) in 2009.

A three-year letter winner at the University of California-Berkeley, Watts led the Bears' defense with 80 tackles as a senior (2002) and was the recipient of the team's Joe Roth Award as the player that exemplifies superior courage, attitude, and leadership. Watts earned his undergraduate degree in education from UC-Berkeley, before beginning his coaching career there as a graduate assistant.

Married to Lyndsay Graubard-Watts, Watts and his wife have two children, Vedder, and Willow.

## COACHING HISTORY

2004-05	California, Berkeley   Graduate Assistant
2007	Raiffeisen Vikings (Austria)   Defensive Coordinator
2008	Bartram Trail HS (St. Johns, Fla.)   Defensive Backs
2009	Bishop Kenny HS (Jacksonville, Fla.)   Defensive Coordinator
2010-11	Colorado   Defensive Technical Intern
2012	Denver Broncos   Staff Assistant
2013-16	UC Davis   Defensive Coordinator/ Defensive Backs
2017-19	Fresno State   Defensive Coordinator/ Linebackers
2020	Memphis   Linebackers
2021	Auburn   Special Teams Coordinator/ Outside Linebackers
2022	Denver Broncos   Outside Linebackers
2023-	Carolina Panthers   Safeties



# PANTHERS STAFF



**Morgan Abdalla**  
Ticket Sales Coordinator



**Clancey Adams**  
Senior Manager of  
Venue Programming



**Paul Adams**  
Electrician



**Pooja Adial**  
Senior CRM Manager



**Bonnie Almond**  
Senior Director of  
Operations & Events



**Riley Ammons**  
Premium Services  
Assistant



**Parker Andrews**  
Senior Partnerships  
Analytics Coordinator



**Dana Arden**  
Payroll Manager



**Brian Ballard**  
Sports Field Manager



**Thomas Barbeau**  
Return to Play Coordinator/  
Assistant Strength &  
Conditioning Coach



**Jennifer Barrett**  
Ticket Operations  
Manager - Special  
Events



**Jason Bastian**  
Senior Manager of  
Sporting Events



**Claire Beaudry**  
Ticket Operations  
Assistant



**Jessica Beckenstein**  
Head Coach Assistant  
& Coaching Operations  
Manager



**Rob Bence**  
Vice President of  
Technology



**Braiden Bessey**  
IT Support Engineer



**Austin Blalock**  
Structural Maintenance  
Assistant



**Jackson Block**  
Scouting Assistant



**Chris Boone**  
Marketing Analytics  
Manager



**Greg Bostrom**  
Senior Director/Head of  
Content

# PANTHERS STAFF



**Hannah Bourquardez**  
Entertainment Assistant



**Chris Brannon**  
Communications  
Coordinator



**Emily Bray**  
Partnership Strategy  
Coordinator



**Ryan Brewer**  
Senior Marketing  
Coordinator



**Kelly Bright**  
Producer/Editor,  
Documentary & Features



**Mike Brown**  
Vice President of Ticket  
Sales & Services



**Joe Brunett**  
Editor, Documentary  
& Features



**Justin Burris**  
Pro Scout



**Adam Butler**  
Broadcast Operations  
Manager



**Jasmine Butler**  
Associate Counsel



**Christopher Butts**  
Producer, Football  
Talk Video



**Kendall Calamusa**  
Digital Partnerships  
Coordinator



**Caitlyn Campbell**  
Marketing Coordinator



**Cindy Capousis**  
Executive Assistant -  
Finance



**TJ Carney**  
Director of InfoSec and  
Infrastructure



**Sydnee Carter**  
Membership Services  
Coordinator



**Mike Chambers**  
Ticket Sales Account  
Executive



**Hannah Chandarana**  
Membership Services  
Manager



**Jack Chapman**  
Executive Producer,  
Documentary &  
Features



**Colton Chapple**  
Area Scout

# PANTHERS STAFF



**Sarah Clark**  
Senior Director  
Corporate  
Communications



**Shawn Clisso**  
Senior Accountant



**Caleb Cochrane**  
Audio Visual Technician



**Jill Cole**  
Community Relations  
Manager



**Erin Collums**  
Senior Performance  
Marketing Manager



**Ryan Conaghan**  
Premium Sales  
Account Executive



**Benjamin Contrino**  
Football Analytics  
Manager



**Cara Couture**  
Senior Marketing  
Automation Strategy



**Lizzy Crumpton**  
Partnership Strategy,  
Coordinator



**Mia Cunningham**  
Accountant



**Anthony Darr**  
Partnership Strategy  
Coordinator



**Justin Davidov**  
Football Administration  
Coordinator



**Cal Davies**  
Youth Football &  
Programs Manager



**Nadia Deas**  
Producer, Events



**Quentin DeBerry**  
Director of Inclusion &  
Belonging



**Matthew "Los" Delgado**  
Chief of Staff



**Thomas Delves**  
Director - Presentation  
& Production -  
PantherVision



**John Diggs**  
Director of Safety &  
Compliance



**Sydney Dittmar**  
Production Manager



**James Doswell**  
IT Support Engineer

# PANTHERS STAFF



**Mike Duffy**  
Digital Platforms  
Manager



**Kentrell Durant**  
Security Shift  
Supervisor



**Breelee Elliott**  
Security Shift  
Supervisor



**Dylan Evans**  
Senior Manager -Ticket  
Operations



**Hannah Fairman**  
Strategic Business  
Analyst



**Riley Fields**  
Director of Community  
Relations



**Joe Flannigan**  
Senior Director  
- Engineering &  
Sustainability



**Trip Foreman**  
Football Operations  
Manager



**Matthew Fowler**  
Live Events Manager



**Mark Francis**  
Paralegal



**Carl Franklin**  
Facility Maintenance &  
Repair Assistant



**Corey Fuller**  
Area Scout



**Darin Gantt**  
Senior Writer/Managing  
Editor, Panthers.com



**Luis Garcia**  
IT Infrastructure  
Support Engineer



**Lily Gardner**  
Corporate  
Communications Assistant



**Bryce Garvey**  
Director of Ticket Sales  
& Membership Services



**Eric Garvey**  
Ticket Sales Manager



**Ryan Gaylets**  
Senior Graphics  
Designer



**Khara Gibson-Taylor**  
Digital Partnerships  
Coordinator



**Randy Goforth**  
Stadium Security  
Manager



# PANTHERS STAFF



**Brandon Goldthrite**  
Structural Maintenance  
Assistant



**Don Gordon**  
Director of Facilities



**Johnathan Gossett**  
Sports Science  
Coordinator



**Alex Grant**  
Creative Media  
Manager



**Darius Green**  
Ticket Sales Account  
Executive



**Luke Grieco**  
Membership Services  
Representative



**Keith Griffith**  
Membership Services  
Representative



**Harrison Grube**  
Lead Medical/Return  
to Performance/Staff  
Athletic Trainer



**Andy Gustafson**  
Panthers Producer



**Robert Haines**  
National Scout



**Ryley Harbour**  
Sporting Coordinator -  
Soccer



**Ken Harrill**  
Mascot Coordinator



**Connor Harrison**  
Senior Producer, Social Video



**Destiny Harrison**  
Marketing Coordinator



**Tracie Hartman**  
Culinary Director



**Andre Haston**  
Compliance &  
Standards Manager



**Kristi Heppner**  
Director of Finance



**Kassidy Hill**  
Reporter, Panthers.com



**Jason Hill**  
Receiving & Storage  
Coordinator



**Matt Hogan**  
Producer, Audio &  
Broadcasting

# PANTHERS STAFF



**Isabel Holland**  
Partnership Strategy  
Coordinator



**BreShawn Holley**  
Stadium Operations  
Assistant



**Andrew Horning**  
Ticket Sales Account  
Executive



**Chase Howell**  
Video Assistant



**Hil Howle**  
Graphic Designer



**Gerri Huff**  
Security Officer



**Paige Hughes**  
Email Marketing  
Manager



**Genevieve Humphrey**  
Assistant Strength &  
Conditioning Coach



**Cameron Hutchinson**  
Director of Partnerships  
Success & Strategy



**Jaiquawn Jarrett**  
Assistant Director of  
Player Engagement



**Morgan Jenkins**  
Digital Platforms  
Coordinator



**Jonathan Johnson**  
Producer, Social Video



**Kalen Karahalios**  
Marketing Director



**Jamal Kearney**  
Equipment Assistant



**Jeremy Kelley**  
Director of Legend  
Affairs



**Brooke Kopittke**  
Graphic Designer



**Kyle Lane**  
Assistant Video  
Director



**David Langton**  
Executive Producer  
- Radio



**Chandalae Lanouette**  
Entertainment  
Manager



**Mike Larsson**  
Total Rewards Manager



# PANTHERS STAFF



**Kaleb Leach**  
Area Scout



**Kendall Leatherman**  
Partnerships Success &  
Strategy Manager



**Daniel Leverton**  
Senior Coordinator-  
Ticket Operations



**Eddie Levins**  
Vice President  
of Compliance &  
Operations




**Bryan Lodigiani**  
Vice President of Business  
Strategy & Analytics



**Jaime Logan**  
Inside Sales Manager



**Danny Losito**  
Director of Sports  
Fields & Grounds



**Mike Lounsberry**  
Football Research  
Analyst



**Dillon Love**  
Communications  
Coordinator



**Henry Lowe**  
Security Shift  
Supervisor



**Mike Mahoney**  
Partnership Sales  
Manager



**Amy Martin**  
Senior Broadcasting  
Manager



**Chris Matz**  
Locker Room Equipment &  
Warehouse Coordinator



**Mike Maus**  
Network Engineer



**Adam Maxie**  
Pro Scout



**Caden McCloughan**  
Pro Scout



**Lee McNeill**  
Assistant Director of  
Pro Personnel



**Griffin Miller**  
Partnership Sales  
Manager



**Dave Mongon**  
Vice President of  
Project Development



**David Monroe**  
Historian

# PANTHERS STAFF



**Austin Moore**  
Premium Sales Account Executive



**Dan Moose**  
Structural Maintenance Assistant



**Meaghan Moriarty**  
Entertainment Manager



**David Nelson**  
Head of Premium Partnerships Sales & Services



**Dan Nettles**  
Director of Digital Video



**John Neuman**  
Electrical Lead



**Tracey Nicholas**  
Executive Assistant to the President



**Jonathan Norman**  
Senior Director of Business Development



**Brad Obee**  
Area Scout



**Karen Ocwieja**  
Assistant Athletic Trainer



**Dan O'Neill**  
Vice President of Corporate Partnerships



**Danny O'Toole**  
Assistant Equipment Manager



**Kasey Parker**  
Venue Programming Assistant



**Rob Paul**  
Senior Producer, Production Operations



**Sean Phaler**  
Senior Director of Digital Marketing



**Mike Phillips**  
Manager - Football Solutions & Software



**Brian Pille**  
Human Resources Business Partner



**Dave Pitt**  
Senior Director - Corporate Partnership



**James Plyler**  
Senior Director of Finance/Controller



**Ken Polk**  
Accounting Manager

# PANTHERS STAFF



**Leya Prezelski**  
Player Affairs  
Coordinator



**Tim Rabas**  
Performance Nutrition  
Assistant



**Jamie Radford**  
Electrician



**Joe Ramirez**  
Project Coordinator



**Brenna Ramsey**  
Events Coordinator



**JD Rast**  
Manager - Football IT  
Support



**Harrison Regan**  
Manager - Business  
Strategy & Analytics



**Gerard Reyes**  
Maintenance  
Supervisor



**Dennis Riggs**  
Sports Field Assistant



**Ricky Robbins**  
Team Security Assistant



**Caitlin Roberts**  
Senior Manager  
Premium Services



**Russell Robinson**  
Premium Sales  
Manager



**Corey Rodrigo**  
Physical Therapist



**Katy Rogers**  
Assistant Athletic  
Trainer



**David Roye**  
Security Shift  
Supervisor



**Isabel Rubino**  
Membership Services  
Representative



**Dom Russo**  
Preventive Maintenance  
Supervisor



**Bailey Sarkisian**  
Video Assistant



**Hannah Satero**  
Group Sales Account  
Executive



**Lindsey Schaefer**  
Premium Sales Account  
Executive

# PANTHERS STAFF



**Derek Schulman**  
Sporting Coordinator -  
Football



**Hanna Scott**  
Ticket Sales Account  
Executive



**Logan Self**  
Senior Business  
Intelligence Analyst



**Anish Shroff**  
Play by Play  
Announcerr



**Eric Sierra**  
Social Platforms  
Coordinator



**Scott Sineath**  
Team Security Manager



**Rachel Sittler**  
Youth Football  
Assistant



**Scott Skinner**  
Facility Maintenance &  
Repair Assistant



**Madison Slater**  
Director of  
Cybersecurity



**Chris Smith**  
Scouting Assistant




**David Smith**  
Senior Software  
Developer



**Kylan Smith**  
Physical Therapist



**Bruce Speight**  
Vice President of  
Communications



**Paul Squires**  
Mail Delivery Assistant



**Lauren Stamas**  
Community Relations  
Assistant



**Blake Still**  
Video Coordinator



**Claire Stokes**  
Player Personnel  
Manager



**Logan Strong**  
Sports Field Assistant



**Emily Swanton**  
Ticket Sales Account  
Executive



**Brandon Swett**  
Producer



# PANTHERS STAFF



**Lauren Taylor**  
Partnership Sales  
Manager



**Austin Thomas**  
Graphic Designer



**Adam Thompson**  
Plumbing Supervisor



**Mike Tillman**  
Premium Services  
Coordinator



**Victoria Toye**  
Project Manager



**Jordan Trgovac**  
Area Scout



**Cameron Tucker**  
MEP Planner &  
Scheduler



**Dawn Turner**  
Senior Director of Brand  
& Consumer Marketing



**Hanna Tyree**  
Ticket Sales Account  
Executive



**Jaclyn Urda**  
Marketing Manager



**Miguel Vargas**  
Director of  
Entertainment



**André Walters**  
Deputy General Counsel



**Adam Webb**  
Sports Field Assistant



**JD Weigl**  
Security Shift  
Supervisor



**Gabby Weinrich**  
Scouting Assistant



**Sam Welch**  
Equipment Assistant



**Canyon West**  
Senior Director of Ticket  
Operations



**Matt White**  
Group Ticket Sales  
Coordinator



**David Whittington**  
Assistant Director of College  
Scouting



**Brad Wilson**  
Facility Maintenance &  
Repair Assistant

# PANTHERS STAFF



**Brandon Wilson**  
Refrigeration Assistant



**Candice Wilson**  
Guest Experience  
Manager



**Aaron Winton**  
Director of Partnership  
Sales



**Reggie Woods**  
Associate Counsel



**Crystal Wright**  
Director of Employee  
Experience &  
Development



**Brett Yanick**  
Motion Graphics  
Designer



**TomEthel York**  
Marketing Automation  
Manager



**Samantha Ziegelbauer**  
Executive Assistant -  
Owner's Office  
Coordinator



# VETERANS



**AMARÉ BARNÓ**  
6'6" // 245  
VIRGINIA TECH  
BLYTHEWOOD, S.C.

**38**  
**OLB**

EXPERIENCE (YEARS)  
NFL: 3, PANTHERS: 3

BIRTHDATE: 4.26.99

ACQUIRED: D6A-22

### PRO CAREER

- **2023:** Appeared in 15 games for the Panthers making his first-career start in Week 10 against the Chicago Bears...Has contributed primarily on special teams totaling four stops, while recording 17 tackles and one tackle for loss on defense...Placed on season-ending injured reserve on 12/27/23 (knee).
- **2022:** Appeared in nine games for the Panthers...Totaled nine tackles, two tackles for loss, two quarterback hits and 2.0 sacks.

### TRANSACTIONS

- Selected by Carolina in the sixth round (189th overall) in the 2022 NFL Draft (4/30/22)...Placed on injured reserve (12/27/23).

### COLLEGE & PERSONAL

- Played three seasons at Virginia Tech (2019-21) after transferring from Butler Community College...Ran a 4.36 40 at the combine, the fastest time by a defensive lineman since 2003...Led Hokies with 28 quarterback pressures in 2021, finishing with 35 tackles...Earned All-ACC honorable mention in 2020 after he finished third in FBS with 16 tackles for loss along with 6.5 sacks...A Carolina native, Barno went to Westwood High School in Blythehood, S.C. and his parents now live in Charlotte.

### AMARÉ BARNÓ'S NFL REGULAR SEASON DEFENSIVE STATISTICS

DATE	TEAM	GP	GS	TACKLES							INTERCEPTIONS					O. FUMB			ST		MISC						
				TK	S	A	TFL	YDS	SK	YDS	QBH	NO	YDS	LG	TD	PD	FF	FR	TD	YDS	TK	S	A	FF	S	A	
2022	Panthers	9	0	7	6	1	2	12	2.0	10.0	2	0	0	0	0	0	0	0	0	0	0	2	2	0	0	0	0
2023	Panthers	15	1	17	11	6	1	0	0.0	0.0	0	0	0	0	0	0	0	0	0	0	4	2	2	0	0	0	0
<b>NFL TOTALS</b>		<b>24</b>	<b>1</b>	<b>24</b>	<b>17</b>	<b>7</b>	<b>3</b>	<b>12</b>	<b>2.0</b>	<b>10.0</b>	<b>2</b>	<b>0</b>	<b>0</b>	<b>0</b>	<b>0</b>	<b>0</b>	<b>0</b>	<b>0</b>	<b>0</b>	<b>0</b>	<b>6</b>	<b>4</b>	<b>2</b>	<b>0</b>	<b>0</b>	<b>0</b>	<b>0</b>

### SINGLE-GAME HIGHS: DEFENSIVE

**Total Tackles** 5 at Chicago Bears, Nov 09, 2023  
**Solo Tackles** 5 at Chicago Bears, Nov 09, 2023  
**Sacks** 1.0 at New Orleans Saints, Jan 08, 2023  
 ...1 more at 1.0.

**Tackles For Loss** 1 vs. Indianapolis Colts, Nov 05, 2023  
 ...2 more at 1.  
**Special Teams Tackles** 2 at Atlanta Falcons, Oct 30, 2022

**2023 GAME-BY-GAME REGULAR-SEASON STATISTICS (PANTHERS)**

DATE	OPPONENT	P/S	TACKLES							INTERCEPTIONS				O. FUMB			ST			MISC			SCORE				
			TK	S	A	SK	YDS	TFL	YDS	QBH	NO	YDS	LG	TD	PD	FF	FR	TD	YDS	TK	S	A		FF	FR	S	A
09/10	at Falcons	P	0	0	0	0.0	0.0	0	0	0	0	0	0	0	0	0	0	0	0	0	0	0	0	0	0	L	10-24
09/18	Saints	P	0	0	0	0.0	0.0	0	0	0	0	0	0	0	0	0	0	0	1	1	0	0	0	0	0	L	17-20
10/01	Vikings	P	0	0	0	0.0	0.0	0	0	0	0	0	0	0	0	0	0	0	0	0	0	0	0	0	0	L	13-21
10/08	at Lions	P	1	1	0	0.0	0.0	0	0	0	0	0	0	0	0	0	0	0	0	0	0	0	0	0	0	L	24-42
10/15	at Dolphins	P	1	1	0	0.0	0.0	0	0	0	0	0	0	0	0	0	0	0	0	0	0	0	0	0	0	L	21-42
10/29	Texans	P	1	0	1	0.0	0.0	0	0	0	0	0	0	0	0	0	0	0	1	0	1	0	0	0	0	W	15-13
11/05	Colts	P	4	2	2	0.0	0.0	1	0	0	0	0	0	0	0	0	0	0	0	0	0	0	0	0	0	L	13-27
11/09	at Bears	S	5	5	0	0.0	0.0	0	0	0	0	0	0	0	0	0	0	0	0	0	0	0	0	0	0	L	13-16
11/19	Cowboys	P	1	1	0	0.0	0.0	0	0	0	0	0	0	0	0	0	0	0	0	0	0	0	0	0	0	L	10-33
11/26	at Titans	P	2	0	2	0.0	0.0	0	0	0	0	0	0	0	0	0	0	0	1	0	1	0	0	0	0	L	10-17
12/03	at Buccaneers	P	2	1	1	0.0	0.0	0	0	0	0	0	0	0	0	0	0	0	0	0	0	0	0	0	0	L	18-21
12/10	at Saints	P	0	0	0	0.0	0.0	0	0	0	0	0	0	0	0	0	0	0	1	1	0	0	0	0	0	L	6-28
12/17	Falcons	P	0	0	0	0.0	0.0	0	0	0	0	0	0	0	0	0	0	0	0	0	0	0	0	0	0	W	9-7
12/24	Packers	P	0	0	0	0.0	0.0	0	0	0	0	0	0	0	0	0	0	0	0	0	0	0	0	0	0	L	30-33
12/31	at Jaguars		INJURED RESERVE																				L	0-26			
01/07	Buccaneers		INJURED RESERVE																				L	0-9			
<b>2023 TOTALS</b>			15-1	17	11	6	0.0	0.0	1	0	0	0	0	0	0	0	0	0	4	2	2	0	0	0	0	2-15	

**RAHEEM BLACKSHEAR**  
5'9" // 190  
VIRGINIA TECH  
PHILADELPHIA, PA.

**3**  
**RB**

EXPERIENCE (YEARS)  
NFL: 3, Panthers: 3

BIRTHDATE: 6.5.98

ACQUIRED: FA-22

### PRO CAREER

- 2023: Saw action in 12 games, rushing for 46 yards on 14 carries and totaling six catches for 45 yards, while also returning 16 kickoffs for 430 yards (26.9 avg)...Among all players with at least 15 kick returns this season, Blackshear's 26.9 return average ranked second in the NFL...Against the Texans in Week 8, returned three kickoffs for 107 yards, including a 52-yard return.
- 2022: Appeared in 13 games while starting one contest...Compiled 77 rushing yards and three touchdowns on 23 carries...Hauled in 10 receptions for 93 yards...In Week 5 against the San Francisco 49ers, recorded 200 kickoff return yards tying Michael Bates for second-most in a game in franchise history.

### TRANSACTIONS

- Signed as an undrafted free agent by the Buffalo Bills (5/13/22)...Released by Buffalo (8/30/22)...Signed to Buffalo's practice squad (8/31/22)...Signed by Carolina to the active roster (9/22/22)...Re-signed with Carolina (3/28/24).

### COLLEGE & PERSONAL

- Played his final two seasons (2020-21) at Virginia Tech where he played in 24 games while making 13 starts...In 2020, finished the season with 255 rushing yards and two touchdowns on 68 attempts...Added 18 receptions for 154 yards...As a senior in 2021, played in all 13 games while making eight starts at running back...Led the team in rushing with 760 yards and six touchdowns on 133 carries...Became one of four active Power Five running backs with more than 1,000 career rushing yards and 1,000 career receiving yards...Began his career at Rutgers University (2017-19) where he played in 27 games and made 14 starts...Compiled 912 rushing yards and six touchdowns on 211 carries...Also added 810 receiving yards while catching 80 passes including six touchdowns...Was featured on special teams, returning 30 kickoffs for 518 yards (17.3 avg per return)...Totalled 2,239 career all-purpose yards for the Scarlet Knights...A native of Philadelphia, PA, attended Archbishop Wood HS.

### RAHEEM BLACKSHEAR'S NFL REGULAR SEASON RUSHING/RECEIVING STATISTICS

DATE	TEAM	RUSHING							RECEIVING				
		GP	GS	NO.	YDS.	AVG.	LG	TD	NO.	YDS.	AVG.	LG	TD
2022	Panthers	13	1	23	77	3.3	16	3	10	93	9.3	27	0
2023	Panthers	12	0	14	46	3.3	9	0	6	45	7.5	19	0
<b>NFL TOTALS</b>		<b>25</b>	<b>1</b>	<b>37</b>	<b>123</b>	<b>3.3</b>	<b>16</b>	<b>3</b>	<b>16</b>	<b>138</b>	<b>8.6</b>	<b>27</b>	<b>0</b>

### RAHEEM BLACKSHEAR'S NFL REGULAR SEASON RETURN STATISTICS

DATE	TEAM	KICKOFF RETURNS					PUNT RETURNS					
		RET.	YDS.	AVG.	LG	TD	NO.	FC	YDS.	AVG.	LG	TD
2022	Panthers	19	513	27.0	66	0	6	0	55	9.2	21	0
2023	Panthers	16	430	26.9	52	0	0	0	0	0.0	0	0
<b>NFL TOTALS</b>		<b>35</b>	<b>943</b>	<b>26.9</b>	<b>66</b>	<b>0</b>	<b>6</b>	<b>0</b>	<b>55</b>	<b>9.2</b>	<b>21</b>	<b>0</b>

### SINGLE-GAME HIGHS: RUSHING/RECEIVING

**Rush Attempts** 6 vs. Atlanta Falcons, Nov 10, 2022  
**Rushing Yards** 32 at Seattle Seahawks, Dec 11, 2022  
 ...1 more at 32.

**Longest Runs** 16 at Seattle Seahawks, Dec 11, 2022  
**Rushing TDs** 1 at Seattle Seahawks, Dec 11, 2022  
 ...1 more at 1.

**Receptions** 4 at Cincinnati Bengals, Nov 06, 2022  
**Receiving Yards** 40 at Cincinnati Bengals, Nov 06, 2022  
**Receiving Average** 10.0 at Cincinnati Bengals, Nov 06, 2022  
**Longest Receptions** 27 at Cincinnati Bengals, Nov 06, 2022  
**All-Purpose Yards** 200 vs. San Francisco 49ers, Oct 09, 2022

**Kickoff Returns** 7 vs. San Francisco 49ers, Oct 09, 2022  
**Kickoff Return Yards** 200 vs. San Francisco 49ers, Oct 09, 2022  
**Longest Kickoff Return** 66 at Cincinnati Bengals, Nov 06, 2022  
**Punt Return Yards** 44 vs. Denver Broncos, Nov 27, 2022  
**Longest Punt Return** 21 vs. Denver Broncos, Nov 27, 2022  
**Punt Returns** 5 vs. Denver Broncos, Nov 27, 2022  
**Punt Return Average** 8.8 vs. Denver Broncos, Nov 27, 2022  
**Kickoff Return Average** 35.7 vs. Houston Texans, Oct 29, 2023  
**Most TDs** 1 vs. Detroit Lions, Dec 24, 2022  
 ...2 more at 1.

**2023 GAME-BY-GAME REGULAR-SEASON STATISTICS (PANTHERS)**

DATE	OPPONENT	P/S	RUSHING					RECEIVING					TD	W/L	SCORE
			NO.	YDS.	AVG.	LG	TD	NO.	YDS.	AVG.	LG	TD			
09/10	at Falcons	P	0	0	0.0	0	0	0	0	0.0	0	0	0	L	10-24
09/18	Saints		ON INACTIVE LIST											L	17-20
09/24	at Seahawks		ON INACTIVE LIST											L	27-37
10/01	Vikings		ON INACTIVE LIST											L	13-21
10/08	at Lions		ON INACTIVE LIST											L	24-42
10/15	at Dolphins	P	5	18	3.6	9	0	1	4	4.0	4	0	L	21-42	
10/29	Texans	P	3	5	1.7	6	0	2	26	13.0	19	0	W	15-13	
11/05	Colts	P	1	0	0.0	0	0	1	5	5.0	5	0	L	13-27	
11/09	at Bears	P	2	7	3.5	4	0	1	6	6.0	6	0	L	13-16	
11/19	Cowboys	P	0	0	0.0	0	0	0	0	0.0	0	0	L	10-33	
11/26	at Titans		ON INACTIVE LIST											L	10-17
12/03	at Buccaneers	P	1	6	6.0	6	0	0	0	0.0	0	0	L	18-21	
12/10	at Saints	P	1	4	4.0	4	0	1	4	4.0	4	0	L	6-28	
12/17	Falcons	P	0	0	0.0	0	0	0	0	0.0	0	0	W	9-7	
12/24	Packers	P	0	0	0.0	0	0	0	0	0.0	0	0	L	30-33	
12/31	at Jaguars	P	0	0	0.0	0	0	0	0	0.0	0	0	L	0-26	
01/07	Buccaneers	P	1	6	6.0	6	0	0	0	0.0	0	0	L	0-9	
<b>2023 TOTALS</b>		<b>12-0</b>	<b>14</b>	<b>46</b>	<b>3.3</b>	<b>9</b>	<b>0</b>	<b>6</b>	<b>45</b>	<b>7.5</b>	<b>19</b>	<b>0</b>	<b>2-15</b>		



**MIKE BOONE**  
5'10" // 205  
CINCINNATI  
MACLENNY, FLA.

**34**  
**RB**

EXPERIENCE (YEARS)		BIRTHDATE	ACQUIRED
NFL	PANTHERS	7.30.95	FA-23
<b>7</b>	<b>2</b>		

## PRO CAREER



- 2023:** Spent time with the Houston Texans, appearing in nine games and rushing five times for 11 yards while notching seven receptions for 40 yards...In his first appearance as a Texan, recorded three receptions for 18 yards at Baltimore (9/10/24), which ties his career high in receptions...Finished the season as a member of the Panthers practice squad.
- 2022:** Appeared in nine games with the Broncos, recording 24 rushes for 105 yards (4.25 avg.) and nine catches for 96 yards (10.7 avg.)...Set career highs in receptions (three), receiving yards (47) and longest receptions (34) vs. Indianapolis (10/6/22) along with seven carries for 38 yards (5.4 avg.)...Placed on Reserve/Injured list (ankle) during Weeks 8-12 and 15-18.
- 2021:** Appeared in eight games for the Denver Broncos, recording four rushes for 35 yards (8.8 avg.) and two catches for 22 yards (11.0 avg.)...Missed Weeks 1-5 after being placed on injured reserve (quadriceps) on September 1...Rushed for 35 yards on four carries (8.8 avg.) and added one catch for a career-high 19-yards at Kansas City (12/5).
- 2020:** Saw action in all 16 games with the Vikings, recording 11 rushes for 59 yards (5.4 avg.) with one touchdown, two catches for 10 yards (5.0 avg.) and five special teams tackles...Forced a fumble on special teams at Houston (10/4) in Week 4, earning him NFC Special Teams Player of the Week honors.
- 2019:** Appeared in 16 games with two starts for the Vikings, totaling 49 rushes for 273 yards (5.6 avg.) and three touchdowns, while recording three receptions for 17 yards...Set career highs in rushes (49), yards (273), yards per rush (5.6) and rushing touchdowns (3)...Registered his first career score and multi-touchdown game, while notching 56 yards on 13 carries (4.3 avg.) at Los Angeles Chargers (12/15)...Posted his first career 100-yard rushing performance and scored his third career touchdown, while setting career highs in rushes (17), rushing yards (148) and longest rush (59) in the season finale vs. Chicago (12/29).
- 2018:** Appeared in eight games in his rookie season with the Vikings and rushed 11 times for 47 yards (4.3 avg.).

## TRANSACTIONS

Signed with the Minnesota Vikings as an undrafted free agent (4/30/18)...Signed with Broncos (3/18/21)...Signed with the Texans (3/17/23)...Signed to Carolina's practice squad (1/2/24)...Waived by Panthers (8/27/24)...Signed to Panthers practice squad (8/28/24).

## COLLEGE & PERSONAL



Played four years (2014-17) at the University of Cincinnati...Played 39 games and totaled 420 rushes for 2,250 yards (5.4 avg.) with 24 touchdowns and 65 receptions for 596 yards (9.2 avg.) with one score...Played in 10 games (9 starts) as a senior in 2017, posting 463 yards on 110 carries (4.2 avg.) with four touchdowns, along with 24 receptions for 177 yards (7.4 avg.) with one score...Saw action in nine games during his junior season in 2016 before sustaining a foot injury, tallying 105 rushes for 388 yards (3.7 avg.) with two rushing scores, 20 catches for 249 yards (12.5 avg.) and 21 kick returns for 506 yards (24.1 avg.)...Posted his best statistical season in his sophomore campaign in 2015, recording 749 yards on 104 carries (7.2 avg.) with a career-high-tying nine touchdowns while adding 108 receiving yards on 15 catches (7.2 avg.)...Originally scheduled to redshirt in 2014, Boone led the team in rushing yards (650) and touchdowns (9) in nine games, averaging 6.4 yards per attempt and had a scoring streak of seven consecutive games...Graduated from Baker County High School in Glen St. Mary, Fla., where he played for coach Ryan Sulkowski and led his team to 7-3 record as a senior and tallied 57 receptions for 1,068 yards with 18 scores...Set a school record with 211 receiving yards in a single game.



## REGULAR SEASON COMPARISON: RECEIVING - NEW ORLEANS SAINTS

DATE	OPP	W/L	GP/GS	REC	YDS.	AVG.	TD	LG	TGTS	YAC
10/28/18	MIN vs. NO	L	P	0	0	0	0	0	0	0
12/25/20	MIN @ NO	L	P	0	0	0	0	0	0	0
10/15/23	HST vs. NO	W	P	0	0	0	0	0	0	0
<b>TOTALS</b>			<b>1/2 3/0</b>	<b>0</b>	<b>0</b>	<b>0</b>	<b>0</b>	<b>0</b>	<b>0</b>	<b>0</b>

## POSTSEASON COMPARISON: RECEIVING - NEW ORLEANS SAINTS

DATE	OPP	W/L	GP/GS	REC	YDS.	AVG.	TD	LG	TGTS	YAC
1/5/20	MIN @ NO	W	P	0	0	0	0	0	0	0
<b>TOTALS</b>			<b>1/0 1/0</b>	<b>0</b>	<b>0</b>	<b>0</b>	<b>0</b>	<b>0</b>	<b>0</b>	<b>0</b>

## MIKE BOONE'S NFL REGULAR SEASON RUSHING/RECEIVING STATISTICS

DATE	TEAM	RUSHING								RECEIVING			
		GP	GS	NO.	YDS.	AVG.	LG	TD	NO.	YDS.	AVG.	LG	TD
2018	Vikings	8	0	11	47	4.3	20	0	2	1	0.5	1	0
2019	Vikings	16	2	49	273	5.6	59	3	3	17	5.7	7	0
2020	Vikings	16	0	11	59	5.4	19	1	2	10	5.0	6	0
2021	Broncos	8	0	4	35	8.8	16	0	2	22	11.0	19	0
2022	Broncos	9	0	24	102	4.3	18	0	9	96	10.7	34	0
2023	Texans	9	0	5	23	4.6	11	0	7	40	5.7	12	0
2023	Panthers	0	0	0	0	0.0	0	0	0	0	0.0	0	0
2023	<b>TOTAL</b>	<b>9</b>	<b>0</b>	<b>5</b>	<b>23</b>	<b>4.6</b>	<b>11</b>	<b>0</b>	<b>7</b>	<b>40</b>	<b>5.7</b>	<b>12</b>	<b>0</b>
<b>NFL TOTALS</b>		<b>66</b>	<b>2</b>	<b>104</b>	<b>539</b>	<b>5.2</b>	<b>59</b>	<b>4</b>	<b>25</b>	<b>186</b>	<b>7.4</b>	<b>34</b>	<b>0</b>

## MIKE BOONE'S NFL POSTSEASON RUSHING/RECEIVING STATISTICS

DATE	TEAM	RUSHING								RECEIVING			
		GP	GS	NO.	YDS.	AVG.	LG	TD	NO.	YDS.	AVG.	LG	TD
2019	Vikings	2	0	0	0	0.0	0	0	0	0	0.0	0	0
<b>NFL TOTALS</b>		<b>2</b>	<b>0</b>	<b>0</b>	<b>0</b>	<b>0.0</b>	<b>0</b>	<b>0</b>	<b>0</b>	<b>0</b>	<b>0.0</b>	<b>0</b>	<b>0</b>

## MIKE BOONE'S NFL REGULAR SEASON RETURN STATISTICS

DATE	TEAM	KICKOFF RETURNS						PUNT RETURNS					
		RET.	YDS.	AVG.	LG	TD	NO.	FC	YDS.	AVG.	LG	TD	
2018	Vikings	0	0	0.0	0	0	0	0	0	0.0	0	0	
2019	Vikings	0	0	0.0	0	0	0	0	0	0.0	0	0	
2020	Vikings	1	17	17.0	17	0	0	0	0	0.0	0	0	
2021	Broncos	0	0	0.0	0	0	0	0	0	0.0	0	0	
2022	Broncos	0	0	0.0	0	0	0	0	0	0.0	0	0	
2023	Texans	4	66	16.5	25	0	0	0	0	0.0	0	0	
2023	Panthers	0	0	0.0	0	0	0	0	0	0.0	0	0	
2023	<b>TOTAL</b>	<b>4</b>	<b>66</b>	<b>16.5</b>	<b>25</b>	<b>0</b>	<b>0</b>	<b>0</b>	<b>0</b>	<b>0.0</b>	<b>0</b>	<b>0</b>	
<b>NFL TOTALS</b>		<b>5</b>	<b>83</b>	<b>16.6</b>	<b>25</b>	<b>0</b>	<b>0</b>	<b>0</b>	<b>0</b>	<b>0.0</b>	<b>0</b>	<b>0</b>	

## MIKE BOONE'S NFL POSTSEASON RETURN STATISTICS

DATE	TEAM	KICKOFF RETURNS						PUNT RETURNS					
		RET.	YDS.	AVG.	LG	TD	NO.	FC	YDS.	AVG.	LG	TD	
2019	Vikings	0	0	0.0	0	0	0	0	0	0.0	0	0	
<b>NFL TOTALS</b>		<b>0</b>	<b>0</b>	<b>0.0</b>	<b>0</b>	<b>0</b>	<b>0</b>	<b>0</b>	<b>0</b>	<b>0.0</b>	<b>0</b>	<b>0</b>	

## SINGLE-GAME HIGHS: RUSHING/RECEIVING

**Rush Attempts** 17 vs. Chicago Bears, Dec 29, 2019  
**Rushing Yards** 148 vs. Chicago Bears, Dec 29, 2019  
**Rushing Average** 8.7 vs. Chicago Bears, Dec 29, 2019  
**Longest Runs** 59 vs. Chicago Bears, Dec 29, 2019  
**Rushing TDs** 2 at Los Angeles Chargers, Dec 15, 2019  
**Receptions** 3 at Baltimore Ravens, Sep 10, 2023  
 ...1 more at 3.  
**Receiving Yards** 47 vs. Indianapolis Colts, Oct 06, 2022  
**Receiving Average** 15.7 vs. Indianapolis Colts, Oct 06, 2022

**Longest Receptions** 34 vs. Indianapolis Colts, Oct 06, 2022  
**All-Purpose Yards** 160 vs. Chicago Bears, Dec 29, 2019  
**Kickoff Returns** 2 at Carolina Panthers, Oct 29, 2023  
**Kickoff Return Yards** 44 at Carolina Panthers, Oct 29, 2023  
**Longest Kickoff Return** 25 at Carolina Panthers, Oct 29, 2023  
**Special Teams Tackles** 1 at Dallas Cowboys, Nov 07, 2021  
 ...8 more at 1.  
**Most TDs** 2 at Los Angeles Chargers, Dec 15, 2019  
**Miscellaneous Tackles** 1 at Kansas City Chiefs, Dec 05, 2021  
 ...1 more at 1.

## SINGLE-GAME HIGHS - POSTSEASON: RUSHING/RECEIVING

Special Teams Tackles

1 at San Francisco 49ers, Jan 11, 2020

## 100-YARD RUSHING GAMES (1): REGULAR SEASON

DATE	TEAM	ATT.	YDS.	AVG.	LG	TD
12/29/19	BEARS	17	148	8.7	59	1

## 2023 GAME-BY-GAME REGULAR-SEASON STATISTICS (TEXANS/PANTHERS)

DATE	OPPONENT	P/S	RUSHING					RECEIVING					W/L	SCORE
			NO.	YDS.	AVG.	LG	TD	NO.	YDS.	AVG.	LG	TD		
09/10	at Ravens	P	0	0	0.0	0	0	3	18	6.0	12	0	L	9-25
09/17	Colts		ON INACTIVE LIST										L	20-31
09/24	at Jaguars	P	0	0	0.0	0	0	0	0	0.0	0	0	W	37-17
10/01	Steelers	P	1	4	4.0	4	0	0	0	0.0	0	0	W	30-6
10/08	at Falcons	P	0	0	0.0	0	0	0	0	0.0	0	0	L	19-21
10/15	Saints	P	1	11	11.0	11	0	0	0	0.0	0	0	W	20-13
10/29	at Panthers	P	1	5	5.0	5	0	1	11	11.0	11	0	L	13-15
11/05	Buccaneers	P	1	3	3.0	3	0	0	0	0.0	0	0	W	39-37
11/12	at Bengals	P	0	0	0.0	0	0	2	6	3.0	4	0	W	30-27
11/19	Cardinals	P	1	0	0.0	0	0	1	5	5.0	5	0	W	21-16
11/26	Jaguars		ON INACTIVE LIST										L	21-24
12/03	Broncos		ON INACTIVE LIST										W	22-17
12/10	at Jets		ON INACTIVE LIST										L	6-30
12/17	at Titans		ON INACTIVE LIST										W	19-16+
			Went from Texans to Panthers.											
01/07	Buccaneers		PRACTICE SQUAD										L	0-9
<b>2023 TOTALS</b>		<b>9-0</b>	<b>5</b>	<b>23</b>	<b>4.6</b>	<b>11</b>	<b>0</b>	<b>7</b>	<b>40</b>	<b>5.7</b>	<b>12</b>	<b>0</b>	<b>8-7</b>	

+ - Overtime



## SINGLE-GAME HIGHS: DEFENSIVE

**Total Tackles** 12 at Atlanta Falcons, Oct 30, 2022  
**Solo Tackles** 9 at Chicago Bears, Nov 09, 2023  
**Sacks** 2.0 at Green Bay Packers, Dec 19, 2020  
**Passes Defensed** 2 vs. San Francisco 49ers, Oct 09, 2022  
 ...3 more at 2.

**Tackles For Loss** 3 at Los Angeles Chargers, Sep 27, 2020  
**Interceptions** 1 at New Orleans Saints, Dec 10, 2023  
 ...1 more at 1.  
**Interception Return Yards** 2 at New Orleans Saints, Dec 10, 2023

## 2023 GAME-BY-GAME REGULAR-SEASON STATISTICS (PANTHERS)

DATE	OPPONENT	P/S	TACKLES							INTERCEPTIONS				O. FUMB			ST			MISC		SCORE					
			TK	S	A	SK	YDS	TFL	YDS	QBH	NO	YDS	LG	TD	PD	FF	FR	TD	YDS	TK	A		FF	FR	S	A	W/L
09/10	at Falcons	S	8	8	0	1.0	13.0	2	13	1	0	0	0	0	0	0	0	0	0	0	0	0	0	0	0	L	10-24
09/18	Saints	S	7	4	3	0.0	0.0	0	0	0	0	0	0	0	0	0	0	0	0	0	0	0	0	0	0	L	17-20
09/24	at Seahawks	S	5	3	2	0.0	0.0	0	0	2	0	0	0	0	0	0	0	0	0	0	0	0	0	0	0	L	27-37
10/01	Vikings	S	3	0	3	0.0	0.0	0	0	0	0	0	0	0	0	0	0	0	0	0	0	0	0	0	0	L	13-21
10/08	at Lions	S	6	2	4	0.0	0.0	0	0	2	0	0	0	0	0	0	0	0	0	0	0	0	0	0	0	L	24-42
10/15	at Dolphins	S	1	0	1	0.0	0.0	0	0	0	0	0	0	0	0	0	0	0	0	0	0	0	0	0	0	L	21-42
10/29	Texans	S	5	2	3	0.0	0.0	0	0	0	0	0	0	0	1	0	0	0	0	0	0	0	0	0	0	W	15-13
11/05	Colts	S	4	2	2	0.0	0.0	0	0	1	0	0	0	0	1	0	0	0	0	0	0	0	0	0	0	L	13-27
11/09	at Bears	S	10	9	1	0.0	0.0	2	1	2	0	0	0	0	0	0	0	0	0	0	0	0	0	0	0	L	13-16
11/19	Cowboys	S	6	4	2	0.0	0.0	1	6	1	0	0	0	0	0	0	0	0	0	0	0	0	0	0	0	L	10-33
11/26	at Titans	S	5	2	3	0.0	0.0	1	4	0	0	0	0	0	1	0	0	0	0	0	0	0	0	0	0	L	10-17
12/03	at Buccaneers	S	4	1	3	0.0	0.0	0	0	2	0	0	0	0	0	0	0	0	0	0	0	0	0	0	0	L	18-21
12/10	at Saints	S	10	5	5	0.0	0.0	0	0	1	1	2	2	0	1	0	0	0	0	0	0	0	0	0	0	L	6-28
12/17	Falcons	S	5	2	3	0.0	0.0	0	0	1	0	0	0	0	0	0	0	0	0	0	0	0	0	0	0	W	9-7
12/24	Packers	S	9	4	5	0.0	0.0	0	0	0	0	0	0	0	0	0	0	0	0	0	0	0	0	0	0	L	30-33
12/31	at Jaguars	S	8	3	5	0.0	0.0	0	0	0	0	0	0	0	1	0	0	0	0	0	0	0	0	0	0	L	0-26
01/07	Buccaneers	S	7	6	1	1.0	9.0	1	9	2	0	0	0	0	1	0	0	0	0	0	0	0	0	0	0	L	0-9
<b>2023 TOTALS</b>			<b>17-17</b>	<b>103</b>	<b>57</b>	<b>46</b>	<b>2.0</b>	<b>22.0</b>	<b>7</b>	<b>33</b>	<b>15</b>	<b>1</b>	<b>2</b>	<b>2</b>	<b>0</b>	<b>6</b>	<b>0</b>	<b>0</b>	<b>0</b>	<b>0</b>	<b>0</b>	<b>0</b>	<b>0</b>	<b>0</b>	<b>0</b>	<b>0</b>	<b>2-15</b>

### PRO CAREER

- 2023: Played with the Birmingham Stallions of the UFL.
- 2022: Spent time on the Eagles practice squad.
- 2021: Spent the duration of the season on the Eagles practice squad.
- 2020: Saw action in two games for the Pittsburgh Steelers.
- 2019: Appeared in 13 games with six starts for the Colts and Steelers...Caught nine passes for 124 yards.
- 2018: Spent the season on injured reserve.

### TRANSACTIONS

- Drafted by the Indianapolis Colts in the sixth round (185th overall) of the 2018 NFL Draft (4/23/20)...Waived by the Colts (11/09/18)...Signed to Colts practice squad (11/11/19)...Signed to Steelers active roster (11/19/19)...Waived by Steelers (9/5/20)...Signed to Steelers practice squad (9/6/20)...Signed to Ravens (1/22/21)...Waived by Ravens (9/3/21)...Signed to Eagles practice squad (10/18/21)...Signed to Eagles (1/18/22)...Waived by Eagles (8/30/22)...Signed to Eagles practice squad (8/31/22)...Signed by Eagles (7/26/23)...Waived by Eagles (8/2/23)...Signed to Bills (8/13/24)...Waived by Bills (8/27/24)...Signed to Bills practice squad (8/28/24)...Waived by Bills (8/29/24)...Signed to Panthers practice squad (8/30/24).

### COLLEGE & PERSONAL

Played at Clemson, where he notched 130 receptions for 2,040 yards and 20 touchdowns in 1,419 snaps over 42 games (14 starts)...Tied for fourth in Clemson history in receiving touchdowns...Had at least one reception in each of the final 37 games played...Attended Tampa Bay Technical High School, where he played quarterback and was rated a five star recruit...Coached by Jayson Roberts.

### DEON CAIN'S NFL REGULAR SEASON RUSHING/RECEIVING STATISTICS

DATE	TEAM	RECEIVING								RUSHING				
		GP	GS	NO.	YDS.	AVG.	LG	TD	NO.	YDS.	AVG.	LG	TD	
2018	Colts	0	0	0	0	0.0	0	0	0	0	0.0	0	0	
2019	Colts	7	3	4	52	13.0	25	0	0	0	0.0	0	0	
2019	Steelers	6	3	5	72	14.4	35	0	0	0	0.0	0	0	
2019	TOTAL	13	6	9	124	13.8	35	0	0	0	0.0	0	0	
2020	Steelers	2	0	0	0	0.0	0	0	0	0	0.0	0	0	
2021	Ravens	0	0	0	0	0.0	0	0	0	0	0.0	0	0	
2021	Eagles	0	0	0	0	0.0	0	0	0	0	0.0	0	0	
2021	TOTAL	0	0	0	0	0.0	0	0	0	0	0.0	0	0	
2022	Eagles	0	0	0	0	0.0	0	0	0	0	0.0	0	0	
<b>NFL TOTALS</b>		<b>15</b>	<b>6</b>	<b>9</b>	<b>124</b>	<b>13.8</b>	<b>35</b>	<b>0</b>	<b>0</b>	<b>0</b>	<b>0.0</b>	<b>0</b>	<b>0</b>	

### DEON CAIN'S NFL POSTSEASON RUSHING/RECEIVING STATISTICS

DATE	TEAM	RECEIVING								RUSHING				
		GP	GS	NO.	YDS.	AVG.	LG	TD	NO.	YDS.	AVG.	LG	TD	
2018	Colts	0	0	0	0	0.0	0	0	0	0	0.0	0	0	
2020	Steelers	0	0	0	0	0.0	0	0	0	0	0.0	0	0	
2021	Eagles	0	0	0	0	0.0	0	0	0	0	0.0	0	0	
<b>NFL TOTALS</b>		<b>0</b>	<b>0</b>	<b>0</b>	<b>0</b>	<b>0.0</b>	<b>0</b>	<b>0</b>	<b>0</b>	<b>0</b>	<b>0.0</b>	<b>0</b>	<b>0</b>	

## DEON CAIN'S NFL REGULAR SEASON RETURN STATISTICS

DATE	TEAM	KICKOFF RETURNS					PUNT RETURNS					
		RET.	YDS.	AVG.	LG	TD	NO.	FC	YDS.	AVG.	LG	TD
2018	Colts	0	0	0.0	0	0	0	0	0	0.0	0	0
2019	Colts	0	0	0.0	0	0	0	0	0	0.0	0	0
2019	Steelers	0	0	0.0	0	0	0	0	0	0.0	0	0
2019	TOTAL	0	0	0.0	0	0	0	0	0	0.0	0	0
2020	Steelers	0	0	0.0	0	0	0	0	0	0.0	0	0
2021	Ravens	0	0	0.0	0	0	0	0	0	0.0	0	0
2021	Eagles	0	0	0.0	0	0	0	0	0	0.0	0	0
2021	TOTAL	0	0	0.0	0	0	0	0	0	0.0	0	0
2022	Eagles	0	0	0.0	0	0	0	0	0	0.0	0	0
<b>NFL TOTALS</b>		<b>0</b>	<b>0</b>	<b>0.0</b>	<b>0</b>	<b>0</b>	<b>0</b>	<b>0</b>	<b>0</b>	<b>0.0</b>	<b>0</b>	<b>0</b>

## DEON CAIN'S NFL POSTSEASON RETURN STATISTICS

DATE	TEAM	KICKOFF RETURNS					PUNT RETURNS					
		RET.	YDS.	AVG.	LG	TD	NO.	FC	YDS.	AVG.	LG	TD
2018	Colts	0	0	0.0	0	0	0	0	0	0.0	0	0
2020	Steelers	0	0	0.0	0	0	0	0	0	0.0	0	0
2021	Eagles	0	0	0.0	0	0	0	0	0	0.0	0	0
<b>NFL TOTALS</b>		<b>0</b>	<b>0</b>	<b>0.0</b>	<b>0</b>	<b>0</b>	<b>0</b>	<b>0</b>	<b>0</b>	<b>0.0</b>	<b>0</b>	<b>0</b>

## SINGLE-GAME HIGHS: RECEIVING

<b>Receptions</b>	2 at New York Jets, Dec 22, 2019 ...1 more at 2.
<b>Receiving Yards</b>	35 at Cincinnati Bengals, Nov 24, 2019 ...1 more at 35.
<b>Longest Receptions</b>	35 at Cincinnati Bengals, Nov 24, 2019

<b>All-Purpose Yards</b>	35 at Cincinnati Bengals, Nov 24, 2019 ...1 more at 35.
<b>Scrimmage Yards</b>	35 at Cincinnati Bengals, Nov 24, 2019 ...1 more at 35.





**JA'TYRE  
CARTER**

**6'3" // 311**

**SOUTHERN  
WHITE CASTLE, LA.**

**65**

**OL**

EXPERIENCE (YEARS)

NFL

PANTHERS

**3**

**1**

BIRTHDATE

**1.15.99**

ACQUIRED

**FA-24**

## PRO CAREER

- 2023: Saw action in 10 games (two starts) in second season with Chicago...Started each of first two appearances at right guard for the Bears, making his season debut in Week 2 at Tampa Bay...Started at right guard in the Week 3 outing at Kansas City, seeing action on all 51 offensive snaps...Appearing in relief at right guard following an injury to OL Nate Davis, and did not allow a single pressure, ultimately named the Bears' top-graded offensive lineman in Week 6 against the Vikings per PFF (74.9).
- 2022: Played in three games during rookie season with the Bears...Made NFL debut against the Commanders in Week 6, taking snaps on special teams...Featured on special teams at Dallas in Week 8...Played over 60% of the offensive snaps in the final regular season contest vs. Minnesota.

## TRANSACTIONS

- Drafted by the Bears in the seventh round (226th overall) of the 2022 NFL Draft...Waived by the Bears (8/26/24)...Signed to Panthers practice squad (8/29/24).

## COLLEGE & PERSONAL

A four-year starter at Southern University, opening 34 games...In 2021, started in 11 contests and was named second-team all-Southwestern Athletic Conference...A native of White Castle, La...Attended White Castle High School.

## JA'TYRE CARTER'S NFL REGULAR SEASON STATISTICS

DATE	TEAM	GP	GS
2022	Bears	3	0
2023	Bears	10	2
<b>NFL TOTALS</b>		<b>13</b>	<b>2</b>

## 2023 GAME-BY-GAME REGULAR-SEASON STATISTICS (BEARS)

DATE	OPPONENT	P/S	W/L	SCORE
09/10	Packers		L	20-38
09/17	at Buccaneers	S	L	17-27
09/24	at Chiefs	S	L	10-41
10/01	Broncos	P	L	28-31
10/05	at Commanders	P	W	40-20
10/15	Vikings	P	L	13-19
10/22	Raiders	P	W	30-12
10/29	at Chargers	P	L	13-30
11/05	at Saints	P	L	17-24
11/09	Panthers	P	W	16-13
11/19	at Lions		L	26-31
11/27	at Vikings	P	W	12-10
12/10	Lions		W	28-13
12/17	at Browns		L	17-20
12/24	Cardinals		W	27-16
12/31	Falcons		W	37-17
01/07	at Packers		L	9-17
<b>2023 TOTALS</b>		<b>10-2</b>	<b>7-10</b>	



**TARIQ**  
**CASTRO-FIELDS**  
**6'1" // 197**

**PENN STATE**  
**UPPER MARLBORO, MD.**

**29**

**CB**

EXPERIENCE (YEARS)

NFL

PANTHERS

**3**

**1**

BIRTHDATE

**1.14.99**

ACQUIRED

**WV-24 WAS**

## PRO CAREER

- 2023: Appeared in eight games for the Commanders with one start...Tallied three tackles (two solo) and one special teams tackle.
- 2022: Played in two games for Washington on special teams.

## TRANSACTIONS

- Drafted by the 49ers in the sixth round (221st overall) of the 2022 NFL Draft...Waived by 49ers (8/30/22)...Claimed off waivers by Commanders (8/31/22)...Waived by Commanders (8/29/23)...Signed to Commanders practice squad (8/30/23)...Waived by Commanders (8/27/24)...Claimed off waivers by Panthers (8/28/24).

## COLLEGE & PERSONAL

Played in 52 career games for Penn State, making 30 starts at cornerback...Recorded 138 tackles (93 solo), 10 tackles for loss, three interceptions, 25 pass breakups and a forced fumble...As a senior, made 12 starts at cornerback and notched 32 tackles (27 solo) and broke up six passes...Made three starts in 2020...Totaled 12 tackles (6 solo) and added a pass breakup...Played in the first three games before missing the remainder of the season due to injury...Made 12 starts as a junior...Registered two interceptions and eight pass breakups, both tied for the team lead...Tallied 52 tackles (32 solo) and three tackles for loss (first among Penn State's cornerbacks)...In 2018, appeared in 13 games, making three starts...One of 20 Nittany Lions to make their first career start...Tied for second on the team with seven pass breakups...As a true freshman, appeared in 12 games...Made collegiate debut vs. Akron (9/2)...One of 24 student-athletes to make their collegiate debut in 2017...One of 17 freshmen (14 redshirt, 3 true) to appear in 2017...Registered eight of his 10 tackles in the final three games of the season...A native of Upper Marlboro, Md...Attended Riverdale Baptist High School.

## TARIQ CASTRO-FIELDS' NFL REGULAR SEASON DEFENSIVE STATISTICS

DATE	TEAM	GP	GS	TACKLES							INTERCEPTIONS					O. FUMB			ST			MISC							
				TK	S	A	TFL	YDS	SK	YDS	QBH	NO	YDS	LG	TD	PD	FF	FR	TD	YDS	TK	S	A	FF	FR	S	A		
2022	49ers	0	0	0	0	0	0	0	0	0	0	0	0	0	0	0	0	0	0	0	0	0	0	0	0	0	0		
2022	Commanders	0	0	0	0	0	0	0	0	0	0	0	0	0	0	0	0	0	0	0	0	0	0	0	0	0	0		
2022	TOTAL	0	0	0	0	0	0	0	0	0	0	0	0	0	0	0	0	0	0	0	0	0	0	0	0	0	0		
2023	Commanders	8	1	3	2	1	0	0	0	0	0	0	0	0	0	0	0	0	0	0	0	0	0	1	1	0	0	0	0
<b>NFL TOTALS</b>		<b>8</b>	<b>1</b>	<b>3</b>	<b>2</b>	<b>1</b>	<b>0</b>	<b>0</b>	<b>0</b>	<b>0</b>	<b>0</b>	<b>0</b>	<b>0</b>	<b>0</b>	<b>0</b>	<b>0</b>	<b>0</b>	<b>0</b>	<b>0</b>	<b>0</b>	<b>0</b>	<b>0</b>	<b>0</b>	<b>1</b>	<b>1</b>	<b>0</b>	<b>0</b>	<b>0</b>	<b>0</b>

## 2023 GAME-BY-GAME REGULAR-SEASON STATISTICS (COMMANDERS)

DATE	OPPONENT	P/S	TACKLES							INTERCEPTIONS					O. FUMB			ST			MISC						
			TK	S	A	SK	YDS	TFL	YDS	QBH	NO	YDS	LG	TD	PD	FF	FR	TD	YDS	TK	S	A	FF	FR	S	A	W/L
10/15	at Falcons																									W	24-16
10/22	at Giants																									L	7-14
10/29	Eagles																									L	31-38
11/05	at Patriots																									W	20-17
11/12	at Seahawks																									L	26-29
11/19	Giants																									L	19-31
11/23	at Cowboys	P	0	0	0	0	0	0	0	0	0	0	0	0	0	0	0	0	0	0	0	0	0	0	0	L	10-45
12/03	Dolphins	P	0	0	0	0	0	0	0	0	0	0	0	0	0	0	0	0	0	0	0	0	0	0	0	L	15-45
12/17	at Rams	P	0	0	0	0	0	0	0	0	0	0	0	0	0	0	0	0	0	0	0	0	0	0	0	L	20-28
12/24	at Jets	P	0	0	0	0	0	0	0	0	0	0	0	0	0	0	0	0	0	0	0	0	0	0	0	L	28-30
12/31	49ers	S	3	2	1	0	0	0	0	0	0	0	0	0	0	0	0	0	0	0	0	0	0	0	0	L	10-27
01/07	Cowboys																									L	10-38
<b>2023 TOTALS</b>		<b>5-1</b>	<b>3</b>	<b>2</b>	<b>1</b>	<b>0</b>	<b>0</b>	<b>0</b>	<b>0</b>	<b>0</b>	<b>0</b>	<b>0</b>	<b>0</b>	<b>0</b>	<b>0</b>	<b>0</b>	<b>0</b>	<b>0</b>	<b>0</b>	<b>0</b>	<b>0</b>	<b>0</b>	<b>0</b>	<b>0</b>	<b>0</b>	<b>2-10</b>	

**CLAUDIN CHERELUS**  
6'2" // 230  
ALCORN STATE  
GOLDEN GATE, FLA.

**53**  
**LB**

EXPERIENCE (YEARS)		BIRTHDATE	ACQUIRED
NFL	PANTHERS	2.9.99	WV-23 NYJ
2	2		

**PRO CAREER**

2023: Appeared in six games for the Panthers, contributing primarily on special teams...Placed on injured reserve on 10/29/23 (Knee).

**TRANSACTIONS**

Signed with the New York Jets as an undrafted free agent (5/5/23)...Waived by the Jets (8/29/23)...Claimed off waivers by the Carolina Panthers (8/30/23)...Placed on injured reserve (10/29/23).

**COLLEGE & PERSONAL**

Spent two seasons at Alcorn State (2021-22) after transferring from Massachusetts (2018-19)...Appeared in 43 games in his college career, totaling 187 tackles, 28.5 tackles for loss, nine sacks, three forced fumbles, two fumble recoveries and one interception...In 2022, appeared in nine games tallying 73 tackles, 14.5 tackles for loss, six sacks, three passes defended, two forced fumbles, one fumble recovery and one interception...In 2021, played in 11 games compiling 76 total tackles, 11 tackles for loss, two sack and one fumble recovery...In 2019, appeared in 11 games for Massachusetts totaling 39 total tackles, three tackles for loss, one sack and one forced fumble...In 2018, played in 12 games tallying 14 total tackles...A native of Golden Gate, Fla...Attended Golden Gate HS.

**REGULAR SEASON COMPARISON: DEFENSIVE - NEW ORLEANS SAINTS**

DATE	OPP	W/L	GP/GS	TACKLES										MISC		
				TOT	SOLO	ASST	SACK	YDS.	INT	TFL	PD	QBH	TD	FF	FR	
9/18/23	CAR vs. NO	L	P	0	0	0	0.0	0.0	0	0	0	0	0	0	0	0
<b>TOTALS</b>		0/1	1/0	0	0	0	0.0	0.0	0	0	0	0	0	0	0	0

**CLAUDIN CHERELUS' NFL REGULAR SEASON DEFENSIVE STATISTICS**

DATE	TEAM	GP	GS	TACKLES										INTERCEPTIONS					O. FUMB			ST		MISC			
				TK	S	A	TFL	YDS	SK	YDS	QBH	NO	YDS	LG	TD	PD	FF	FR	TD	YDS	TK	S	A	FF	FR	S	A
2023	Panthers	6	0	0	0	0	0	0	0.0	0.0	0	0	0	0	0	0	0	0	0	0	0	0	0	0	0	0	0
<b>NFL TOTALS</b>		6	0	0	0	0	0	0	0.0	0.0	0	0	0	0	0	0	0	0	0	0	0	0	0	0	0	0	

**2023 GAME-BY-GAME REGULAR-SEASON STATISTICS (PANTHERS)**

DATE	OPPONENT	P/S	TACKLES							INTERCEPTIONS				O. FUMB			ST			MISC			W/L	SCORE				
			TK	S	A	SK	YDS	TFL	YDS	QBH	NO	YDS	LG	TD	PD	FF	FR	TD	YDS	TK	S	A			FF	FR	S	A
09/10	at Falcons		ON INACTIVE LIST																							L	10-24	
09/18	Saints	P	0	0	0	0.0	0.0	0	0	0	0	0	0	0	0	0	0	0	0	0	0	0	0	0	0	0	L	17-20
09/24	at Seahawks	P	0	0	0	0.0	0.0	0	0	0	0	0	0	0	0	0	0	0	0	0	0	0	0	0	0	0	L	27-37
10/01	Vikings	P	0	0	0	0.0	0.0	0	0	0	0	0	0	0	0	0	0	0	0	0	0	0	0	0	0	L	13-21	
10/08	at Lions	P	0	0	0	0.0	0.0	0	0	0	0	0	0	0	0	0	0	0	0	0	0	0	0	0	0	L	24-42	
10/15	at Dolphins	P	0	0	0	0.0	0.0	0	0	0	0	0	0	0	0	0	0	0	0	0	0	0	0	0	0	L	21-42	
10/29	Texans	P	0	0	0	0.0	0.0	0	0	0	0	0	0	0	0	0	0	0	0	0	0	0	0	0	0	W	15-13	
11/05	Colts		INJURED RESERVE																							L	13-27	
11/09	at Bears		INJURED RESERVE																							L	13-16	
11/19	Cowboys		INJURED RESERVE																							L	10-33	
11/26	at Titans		INJURED RESERVE																							L	10-17	
12/03	at Buccaneers		INJURED RESERVE																							L	18-21	
12/10	at Saints		INJURED RESERVE																							L	6-28	
12/17	Falcons		INJURED RESERVE																							W	9-7	
12/24	Packers		INJURED RESERVE																							L	30-33	
12/31	at Jaguars		INJURED RESERVE																							L	0-26	
01/07	Buccaneers		INJURED RESERVE																							L	0-9	
<b>2023 TOTALS</b>			<b>6-0</b>	<b>0</b>	<b>0</b>	<b>0</b>	<b>0.0</b>	<b>0.0</b>	<b>0</b>	<b>0</b>	<b>0</b>	<b>0</b>	<b>0</b>	<b>0</b>	<b>0</b>	<b>0</b>	<b>0</b>	<b>0</b>	<b>0</b>	<b>0</b>	<b>0</b>	<b>0</b>	<b>0</b>	<b>0</b>	<b>0</b>	<b>0</b>	<b>2-15</b>	

**BRADY CHRISTENSEN**  
6'6" // 300  
BYU  
BOUNTIFUL, UTAH

**70**  
**G**

EXPERIENCE (YEARS)  
NFL: 4, Panthers: 4

BIRTHDATE: 9.27.96

ACQUIRED: D3A-21

### PRO CAREER

- 2023: Started Week 1 against New Orleans. Placed on season-ending injured reserve on 9/13/23 (arm).
- 2022: Started in all 17 games this season at left guard...the Panthers have had just two different starting five combinations up front in 2022 (not including jumbo packages)...Since Week Seven, the offensive line played a part in one of the league's most dominant rushing attacks...In that time span, Carolina ranked fifth league-wide in rushing attempts (359), fourth in rushing yards (1,668), and tenth in yards per rush (4.65)...Since Week Seven, the Panthers tied for third fewest sacks allowed (17), tenth in sack percentage per passing attempt (5.8%) and eighth in average time to throw for a quarterback (2.94)...In Week 16 against the Lions, the offensive line played an integral role in the offense rushing for a new franchise best 320 yards (previous high was 299 vs Tampa Bay, 12/8/08) and recording the most total net yards as an offense with 570 (previous high was 548 vs Miami, 11/13/17)...The unit kept the pocket clean for Darnold, not allowing a single sack or quarterback hit.
- 2021: Appeared in 16 games, making six starts...Started four games at left tackle, one game at right tackle, and one game at right guard.

### TRANSACTIONS

- Selected by Carolina in the third round (70th overall) of the 2021 NFL Draft (4/30/21)...Placed on injured reserve (9/13/23).

### COLLEGE & PERSONAL

- Played and started every game for three straight years (2018-20)...2020 Consensus All-American at left tackle...Named to 12 different All-America teams in 2020, including seven first-team honors...Team captain who set BYU record for most All-America awards in a single season...In 2020, achieved 96.0 grade at LT by PFF—setting new PFF record for highest graded season by OL player (Penei Sewell 95.5 in 2019)...Only allowed two pressures on 293 pass blocking regular season snaps...Named by Pro Football Focus No. 12 overall offensive lineman by performance in 2019...Led a 2019 offensive line unit that ranked No. 12 nationally as a group by PFF...Ranked second best freshman offensive tackle in college football by Pro Football Focus in 2018...Went to Bountiful HS in Bountiful, Utah.

### BRADY CHRISTENSEN'S NFL REGULAR SEASON STATISTICS

DATE	TEAM	GP	GS
2021	Panthers	16	6
2022	Panthers	17	17
2023	Panthers	1	1
<b>NFL TOTALS</b>		<b>34</b>	<b>24</b>

### 2023 GAME-BY-GAME REGULAR-SEASON STATISTICS (PANTHERS)

DATE	OPPONENT	P/S	W/L	SCORE
09/10	at Falcons	S	L	10-24
09/18	Saints		L	17-20
09/24	at Seahawks		L	27-37
10/01	Vikings		L	13-21
10/08	at Lions		L	24-42
10/15	at Dolphins		L	21-42
10/29	Texans		W	15-13
11/05	Colts		L	13-27
11/09	at Bears		L	13-16
11/19	Cowboys		L	10-33
11/26	at Titans		L	10-17
12/03	at Buccaneers		L	18-21
12/10	at Saints		L	6-28
12/17	Falcons		W	9-7
12/24	Packers		L	30-33
12/31	at Jaguars		L	0-26
01/07	Buccaneers		L	0-9
<b>2023 TOTALS</b>		<b>1-1</b>	<b>2-15</b>	



# JADEVEON CLOWNEY

6'5" // 255

SOUTH CAROLINA  
ROCK HILL, S.C.

**7**  
**OLB**

EXPERIENCE (YEARS)

NFL

PANTHERS

11

1

BIRTHDATE

2.14.93

ACQUIRED

FA-24

## NFL HONORS

- 2016 Associated Press second-team All-Pro
- 2016 AFC Pro Bowl Selection
- 2017 AFC Pro Bowl Selection
- 2018 AFC Pro Bowl Selection

## PRO CAREER

- 2023:** Appeared in 17 games with 15 starts during the regular season and started two postseason games for the Baltimore Ravens...Registered 43 tackles, nine tackles for loss, five passes defended, two forced fumbles, 19 quarterback hits, one fumble recovery, and tied his single-season career high 9.5 sacks...In the two playoff games, he recorded two tackles, one quarterback hit, one tackle for loss and a sack...In the AFC Championship Game, notched two tackles, including a 9-yard sack on Chiefs quarterback Patrick Mahomes...In Week 10 against the Browns, recorded six tackles, 2.0 sacks, two quarterback hits, and two tackles for loss.
- 2022:** Played in 12 games with 10 starts for the Cleveland Browns...Compiled 28 tackles, 2.0 sacks, four quarterback hits, four tackles for loss, three passes defended, one forced fumble and one fumble recovery.
- 2021:** Started and played in 14 games for the Cleveland Browns...Recorded 37 tackles, 9.0 sacks, 19 quarterback hits, 11 tackles for loss, two forced fumbles, and two passes defended...Against Pittsburgh in Week 17, registered six tackles, 2.0 sacks, two quarterback hits, one tackle for loss and one forced fumble.
- 2020:** Started the first eight games of the season before being placed on season-ending injured reserve for the Tennessee Titans...Notched 19 tackles, six quarterback hits, four tackles for loss, four passes defended and one forced fumble.
- 2019:** Saw action in 13 games with 11 starts during the regular season and started two playoff games for the Seattle Seahawks...Posted 31 tackles, 3.0 sacks, 13 quarterback hits, seven tackles for loss, four forced fumbles, two fumble recoveries, three passes defended, and one interception that was returned 27 yards for a touchdown...In the two postseason games, compiled 12 tackles, 1.5 sacks, three quarterback hits and three tackles for loss...In Week 10, registered five tackles, a sack, a career-high five quarterback hits, one forced fumble, and a 10-yard fumble recovery touchdown against San Francisco.
- 2018:** Appeared in 15 games with 14 starts during the regular season and started one game in the postseason for the Houston Texans...Registered 47 tackles, 9.0 sacks, 21 quarterback hits, 16 tackles for loss, one forced fumble, three fumble recoveries, and one pass defended...In the one playoff game, he totaled five tackles versus Indianapolis...Against Jacksonville in Week 7, he compiled seven tackles, 2.0 sacks, four quarterback hits, two tackles for loss, and one fumble recovery...Recorded a season-high nine tackles with one sack, three quarterback hits, one tackle for loss, one forced fumble, one fumble recovery, and one pass defended, becoming the first player in NFL history to accomplish this feat...Earned his three straight Pro Bowl nod.
- 2017:** Played and started in all 16 games for the Houston Texans...Finished the season with 59 tackles, 9.5 sacks, two forced fumbles, two fumble recoveries, two passes defended, 21 quarterback hits, and a single-season career high 21 tackles for loss...Clowney and Cardinals defensive back Chandler Jones were the one two players to reach 20 tackles for loss during the season...Selected to his second straight Pro Bowl.
- 2016:** Started and played in 14 games for the Houston Texans...Notched 52 tackles for 6.0 sacks, 17 quarterback hits, 16 tackles for loss, one forced fumble and two passes defended...Achieved his first career Pro Bowl selection.
- 2015:** Appeared in 13 games with nine starts for the Houston Texans...Logged 40 tackles, 4.5 sacks, eight quarterback hits, eight tackles for loss, one forced fumble, and six passes defended.
- 2014:** Saw action in four games with two starts for the Houston Texans...Recorded seven tackles and three tackles for loss.

## TRANSACTIONS

- Drafted by the Houston Texans in the first round (first overall) of the 2014 NFL Draft (6/6/14)...Acquired via trade by the Seattle Seahawks (8/31/19)...Signed with the Tennessee Titans (9/6/20)...Signed with the Cleveland Browns (4/14/21)...Released by Cleveland (3/15/23)...Signed with the Baltimore Ravens (8/18/23)...Signed with the Carolina Panthers (3/27/24).

## COLLEGE & PERSONAL

- Played in 36 career games for South Carolina (2011-13), tallying 129 total tackles, including 47 tackles for loss (second in school history) and 24.0 sacks (third in school history)...Garnered first-team All-America honors as a junior in 2013 becoming just the third player in school history to do so twice in a career...Started 11 games as a junior and registered 40 total tackles, including 11.5 tackles for loss and three sacks...As a sophomore in 2012, named a first-team All-American and finished sixth in the Heisman balloting after setting the school's single-season record for sacks (13.0) and tackles for loss (23.5)...Named SEC Freshman of the Year and second-team All-SEC after finishing the year with 36 total tackles and ranked eighth in the SEC with eight sacks...A native of Rock Hill, S.C...Attended South Pointe HS.

## REGULAR SEASON COMPARISON: DEFENSIVE - NEW ORLEANS SAINTS

DATE	OPP	TACKLES										MISC			
		W/L	GP/GS	TOT	SOLO	ASST	SACK	YDS.	INT	TFL	PD	QBH	TD	FF	FR
11/29/15	HST vs. NO	W	P	2	1	1	0.0	0.0	0	0	0	0	0	0	0
9/22/19	SEA vs. NO	L	S	1	0	1	0.0	0.0	0	0	0	0	0	0	
<b>TOTALS</b>		1/1	2/1	3	1	2	0.0	0.0	0	0	0	0	0	0	



## JADEVEON CLOWNEY'S NFL REGULAR SEASON DEFENSIVE STATISTICS

DATE	TEAM	GP	GS	TACKLES							INTERCEPTIONS				O. FUMB			ST			MISC					
				TK	S	A	TFL	YDS	SK	YDS	QBH	NO	YDS	LG	TD	PD	FF	FR	TD	YDS	TK	S	A	FF	FR	S
2014	Texans	4	2	7	5	2	3	10	0.0	0.0	0	0	0	0	0	0	0	0	0	0	0	0	0	0	0	0
2015	Texans	13	9	40	27	13	8	48	4.5	43.5	8	0	0	0	0	6	1	0	0	0	0	0	0	0	0	0
2016	Texans	14	14	52	40	12	16	69	6.0	45.0	17	0	0	0	0	2	1	0	0	0	0	0	0	0	0	0
2017	Texans	16	16	59	41	18	21	102	9.5	67.0	21	0	0	0	0	2	2	2	1	71	0	0	0	0	0	0
2018	Texans	15	14	47	38	9	16	81	9.0	74.5	21	0	0	0	0	1	1	3	1	0	0	0	0	0	0	0
2019	Seahawks	13	11	31	21	10	7	6	3.0	21.0	13	1	27	27t	1	3	4	2	1	10	0	0	0	0	0	0
2020	Titans	8	8	19	14	5	4	8	0.0	0.0	6	0	0	0	0	4	1	0	0	0	0	0	0	0	0	0
2021	Browns	14	14	37	24	13	11	72	9.0	83.5	19	0	0	0	0	2	2	0	0	0	0	0	0	0	0	0
2022	Browns	12	10	28	15	13	4	12	2.0	17.0	4	0	0	0	0	3	1	1	0	0	0	0	0	0	0	0
2023	Ravens	17	15	43	24	19	9	35	9.5	51.0	19	0	0	0	0	5	2	1	0	0	0	0	0	0	0	0
<b>NFL TOTALS</b>		<b>126</b>	<b>113</b>	<b>363</b>	<b>249</b>	<b>114</b>	<b>99</b>	<b>443</b>	<b>52.5</b>	<b>402.5</b>	<b>128</b>	<b>1</b>	<b>27</b>	<b>27t</b>	<b>1</b>	<b>28</b>	<b>15</b>	<b>9</b>	<b>3</b>	<b>81</b>	<b>0</b>	<b>0</b>	<b>0</b>	<b>0</b>	<b>0</b>	<b>0</b>

## JADEVEON CLOWNEY'S NFL POSTSEASON DEFENSIVE STATISTICS

DATE	TEAM	GP	GS	TACKLES							INTERCEPTIONS				O. FUMB			ST			MISC					
				TK	S	A	TFL	YDS	SK	YDS	QBH	NO	YDS	LG	TD	PD	FF	FR	TD	YDS	TK	S	A	FF	FR	S
2015	Texans	0	0	0	0	0	0	0	0.0	0.0	0	0	0	0	0	0	0	0	0	0	0	0	0	0	0	0
2016	Texans	2	2	3	3	0	1	1	0.0	0.0	2	1	3	3	0	2	0	0	0	0	0	0	0	0	0	0
2018	Texans	1	1	5	2	3	0	0	0.0	0.0	0	0	0	0	0	0	0	0	0	0	0	0	0	0	0	0
2019	Seahawks	2	2	12	9	3	3	11	1.5	1.0	3	0	0	0	0	0	0	0	0	0	0	0	0	0	0	0
2020	Titans	0	0	0	0	0	0	0	0.0	0.0	0	0	0	0	0	0	0	0	0	0	0	0	0	0	0	0
2023	Ravens	2	2	4	2	2	1	9	1.0	9.0	1	0	0	0	0	0	0	0	0	0	0	0	0	0	0	0
<b>NFL TOTALS</b>		<b>7</b>	<b>7</b>	<b>24</b>	<b>16</b>	<b>8</b>	<b>5</b>	<b>21</b>	<b>2.5</b>	<b>10.0</b>	<b>6</b>	<b>1</b>	<b>3</b>	<b>3</b>	<b>0</b>	<b>2</b>	<b>0</b>	<b>0</b>	<b>0</b>	<b>0</b>	<b>0</b>	<b>0</b>	<b>0</b>	<b>0</b>	<b>0</b>	<b>0</b>

### SINGLE-GAME HIGHS: DEFENSIVE

**Total Tackles** 9 at Philadelphia Eagles, Dec 23, 2018  
**Solo Tackles** 7 at Jacksonville Jaguars, Oct 21, 2018  
 ...2 more at 7.  
**Sacks** 2.0 vs. Cleveland Browns, Nov 12, 2023  
 ...9 more at 2.0.  
**Passes Defensed** 2 vs. Seattle Seahawks, Nov 05, 2023  
 ...3 more at 2.  
**Forced Fumbles** 1 vs. Pittsburgh Steelers, Jan 06, 2024  
 ...14 more at 1.

**Fumble Recoveries** 1 at Los Angeles Chargers, Nov 26, 2023  
 ...8 more at 1.  
**Tackles For Loss** 4 at Indianapolis Colts, Sep 30, 2018  
 ...2 more at 4.  
**Interceptions** 1 at Arizona Cardinals, Sep 29, 2019  
**Interception Return Yards** 27 at Arizona Cardinals, Sep 29, 2019  
**Longest Opp Fumble Return** 49 at Cincinnati Bengals, Sep 14, 2017

### SINGLE-GAME HIGHS - POSTSEASON: DEFENSIVE

**Total Tackles** 7 at Green Bay Packers, Jan 12, 2020  
 5 at Philadelphia Eagles, Jan 05, 2020  
 5 vs. Indianapolis Colts, Jan 05, 2019  
 2 vs. Kansas City Chiefs, Jan 28, 2024  
 2 vs. Houston Texans, Jan 20, 2024  
 ...1 more at 2.  
**Solo Tackles** 5 at Philadelphia Eagles, Jan 05, 2020  
 4 at Green Bay Packers, Jan 12, 2020  
 2 vs. Indianapolis Colts, Jan 05, 2019  
 2 at New England Patriots, Jan 14, 2017  
 1 vs. Kansas City Chiefs, Jan 28, 2024  
 ...2 more at 1.  
**Sacks** 1.0 vs. Kansas City Chiefs, Jan 28, 2024  
 1.0 at Philadelphia Eagles, Jan 05, 2020  
 0.5 at Green Bay Packers, Jan 12, 2020  
**Passes Defensed** 2 vs. Oakland Raiders, Jan 07, 2017

**Tackles For Loss** 2 at Philadelphia Eagles, Jan 05, 2020  
 1 vs. Kansas City Chiefs, Jan 28, 2024  
 1 at Green Bay Packers, Jan 12, 2020  
 1 at New England Patriots, Jan 14, 2017  
**Interceptions** 1 vs. Oakland Raiders, Jan 07, 2017  
**Interception Return Yards** 3 vs. Oakland Raiders, Jan 07, 2017

## 2023 GAME-BY-GAME REGULAR-SEASON STATISTICS (RAVENS)

DATE	OPPONENT	P/S	TACKLES							INTERCEPTIONS				O. FUMB			ST				MISC			SCORE				
			TK	S	A	SK	YDS	TFL	YDS	QBH	NO	YDS	LG	TD	PD	FF	FR	TD	YDS	TK	S	A	FF		FR	S	A	W/L
09/10	Texans	P	1	1	0	0.0	0.0	0	0	1	0	0	0	0	0	0	0	0	0	0	0	0	0	0	0	0	W	25-9
09/17	at Bengals	S	4	3	1	1.0	6.0	1	6	2	0	0	0	0	1	0	0	0	0	0	0	0	0	0	0	W	27-24	
09/24	Colts	S	3	2	1	0.5	1.0	0	0	2	0	0	0	0	0	0	0	0	0	0	0	0	0	0	0	L	19-22+	
10/01	at Browns	P	2	2	0	0.0	0.0	1	2	0	0	0	0	0	0	0	0	0	0	0	0	0	0	0	0	W	28-3	
10/08	at Steelers	S	1	0	1	0.0	0.0	0	0	0	0	0	0	0	0	0	0	0	0	0	0	0	0	0	0	L	10-17	
10/15	at Titans	S	2	2	0	2.0	13.0	2	13	4	0	0	0	0	0	0	0	0	0	0	0	0	0	0	0	W	24-16	
10/22	Lions	S	1	1	0	0.0	0.0	0	0	0	0	0	0	0	0	0	0	0	0	0	0	0	0	0	0	W	38-6	
10/29	at Cardinals	S	2	1	1	0.0	0.0	0	0	2	0	0	0	0	0	0	0	0	0	0	0	0	0	0	0	W	31-24	
11/05	Seahawks	S	3	2	1	0.0	0.0	0	0	0	0	0	0	0	2	0	0	0	0	0	0	0	0	0	0	W	37-3	
11/12	Browns	S	6	2	4	2.0	4.0	2	4	2	0	0	0	0	0	0	0	0	0	0	0	0	0	0	0	L	31-33	
11/16	Bengals	S	2	1	1	1.0	7.0	1	7	2	0	0	0	0	0	0	0	0	0	0	0	0	0	0	0	W	34-20	
11/26	at Chargers	S	3	2	1	1.0	8.0	0	0	2	0	0	0	0	0	1	1	0	0	0	0	0	0	0	0	W	20-10	
12/10	Rams	S	3	0	3	0.0	0.0	0	0	0	0	0	0	0	0	0	0	0	0	0	0	0	0	0	0	W	37-31+	
12/17	at Jaguars	S	3	1	2	0.0	0.0	0	0	0	0	0	0	0	0	0	0	0	0	0	0	0	0	0	0	W	23-7	
12/25	at 49ers	S	1	1	0	1.0	3.0	1	3	1	0	0	0	0	1	0	0	0	0	0	0	0	0	0	0	W	33-19	
12/31	Dolphins	S	2	0	2	0.0	0.0	0	0	0	0	0	0	0	1	0	0	0	0	0	0	0	0	0	0	W	56-19	
01/06	Steelers	S	4	3	1	1.0	9.0	1	0	1	0	0	0	0	0	1	0	0	0	0	0	0	0	0	0	L	10-17	
<b>2023 TOTALS</b>			<b>17-15</b>	<b>43</b>	<b>24</b>	<b>19</b>	<b>9.5</b>	<b>51.0</b>	<b>9</b>	<b>35</b>	<b>19</b>	<b>0</b>	<b>0</b>	<b>0</b>	<b>0</b>	<b>5</b>	<b>2</b>	<b>1</b>	<b>0</b>	<b>0</b>	<b>0</b>	<b>0</b>	<b>0</b>	<b>0</b>	<b>0</b>	<b>0</b>	<b>13-4</b>	

+ - Overtime

## 2023 GAME-BY-GAME POSTSEASON STATISTICS (RAVENS)

DATE	OPPONENT	P/S	TACKLES							INTERCEPTIONS				O. FUMB			ST				MISC			SCORE			
			TK	S	A	SK	YDS	TFL	YDS	QBH	NO	YDS	LG	TD	PD	FF	FR	TD	YDS	TK	S	A	FF		FR	S	A
01/20	Texans	S	2	1	1	0.0	0.0	0	0	0	0	0	0	0	0	0	0	0	0	0	0	0	0	0	0	W	34-10
01/28	Chiefs	S	2	1	1	1.0	9.0	1	9	1	0	0	0	0	0	0	0	0	0	0	0	0	0	0	0	L	10-17
<b>2023 TOTALS</b>			<b>2-2</b>	<b>4</b>	<b>2</b>	<b>1.0</b>	<b>9.0</b>	<b>1</b>	<b>9</b>	<b>1</b>	<b>0</b>	<b>0</b>	<b>0</b>	<b>0</b>	<b>0</b>	<b>0</b>	<b>0</b>	<b>0</b>	<b>0</b>	<b>0</b>	<b>0</b>	<b>0</b>	<b>0</b>	<b>0</b>	<b>0</b>	<b>1-1</b>	

**AUSTIN CORBETT**  
6'4" // 305  
NEVADA  
SPARKS, NEV.

**63**  
**C**

EXPERIENCE (YEARS)  
NFL: 7, Panthers: 3

BIRTHDATE: 9.5.95

ACQUIRED: UFA-22 LAR

### PRO CAREER

- 2023: Appeared in three games with three starts at right guard...Made season debut in Week 8 against the Houston Texans after tearing his ACL in Week 18 of 2022 season...Missed the rest of the season due to being placed on injured reserve on 11/23/23 (Knee).
- 2022: Started all 17 games this season...the Panthers had just two different starting five combinations up front in 2022 (not including jumbo packages)...Since Week Seven, the offensive line played a part in one of the league's most dominant rushing attacks...In that time span, Carolina ranked fifth league-wide in rushing attempts (359), fourth in rushing yards (1,668), and tenth in yards per rush (4.65)...Since Week Seven, the Panthers tied for third fewest sacks allowed (17), tenth in sack percentage per passing attempt (5.8%) and eighth in average time to throw for a quarterback (2.94)...In Week 16 against the Lions, the offensive line played an integral role in the offense rushing for a new franchise best 320 yards (previous high was 299 vs Tampa Bay, 12/8/08) and recording the most total net yards as an offense with 570 (previous high was 548 vs Miami, 11/13/17)...The unit kept the pocket clean for Darnold, not allowing a single sack or quarterback hit.
- 2019-2021: Started 40 out of 41 games with the Los Angeles Rams over last three seasons, helping L.A. to a Super Bowl title in 2021.
- 2021: Allowed just 3.0 sacks while starting all 17 games, tied for sixth-fewest among qualified NFL guards (according to PFF).
- 2020: Posted pass blocking efficiency of 98.1 for the Rams, tied for fifth-best among qualified NFL guards (according to PFF).
- 2018-2019: Played in 14 games with one start for Cleveland in 2018 and 2019...Traded to the Los Angeles Rams in the middle of the 2019 season.

### TRANSACTIONS

- Selected in second round (33rd overall) of 2018 NFL Draft by Cleveland...Traded to Los Angeles Rams from Cleveland (10/15/19)...Signed with Carolina (3/18/22)...Placed on injured reserve (11/22/23).

### COLLEGE & PERSONAL

- Played four seasons at Nevada (2014-17), starting 49-of-50 career game ...Earned First Team All-MWC honors in 2017 and Second Team All-MWC honors in 2016...Semifinalist for 2017 Burlsworth Trophy and invited to Senior Bowl...Finished his career with 48 consecutive starts...Started all 12 games in 2017 as a senior...Didn't allow a sack in conference play...Went to Reed High School in Sparks, Nevada.

### AUSTIN CORBETT'S NFL REGULAR SEASON STATISTICS

DATE	TEAM	GP	GS
2018	Browns	11	1
2019	Browns	3	0
2019	Rams	8	7
2019	TOTAL	11	7
2020	Rams	16	16
2021	Rams	17	17
2022	Panthers	17	17
2023	Panthers	4	4
<b>NFL TOTALS</b>		<b>76</b>	<b>62</b>

### AUSTIN CORBETT'S NFL POSTSEASON STATISTICS

DATE	TEAM	GP	GS
2020	Rams	2	2
2021	Rams	4	4
<b>NFL TOTALS</b>		<b>6</b>	<b>6</b>

## 2023 GAME-BY-GAME REGULAR-SEASON STATISTICS (PANTHERS)

DATE	OPPONENT	P/S		W/L	SCORE
09/10	at Falcons		ACTIVE/PUP	L	10-24
09/18	Saints		ACTIVE/PUP	L	17-20
09/24	at Seahawks		ACTIVE/PUP	L	27-37
10/01	Vikings		ACTIVE/PUP	L	13-21
10/08	at Lions		ACTIVE/PUP	L	24-42
10/15	at Dolphins		ACTIVE/PUP	L	21-42
10/29	Texans	S		W	15-13
11/05	Colts	S		L	13-27
11/09	at Bears	S		L	13-16
11/19	Cowboys	S		L	10-33
11/26	at Titans		INJURED RESERVE	L	10-17
12/03	at Buccaneers		INJURED RESERVE	L	18-21
12/10	at Saints		INJURED RESERVE	L	6-28
12/17	Falcons		INJURED RESERVE	W	9-7
12/24	Packers		INJURED RESERVE	L	30-33
12/31	at Jaguars		INJURED RESERVE	L	0-26
01/07	Buccaneers		INJURED RESERVE	L	0-9
<b>2023 TOTALS</b>		<b>4-4</b>		<b>2-15</b>	



**ANDY DALTON**

**6'2" // 220**

**TCU  
KATY, TEXAS**

**14**

**QB**

EXPERIENCE (YEARS)

**NFL**

**PANTHERS**

**14**

**2**

BIRTHDATE

**10.29.87**

ACQUIRED

**FA-23**

## NFL RANKINGS

- Dalton's 3,408 career completions ranks 23rd in NFL history and the 11th-highest total since Dalton entered the league in 2011.
- His 38,511 career passing yards ranks 24th all-time in NFL record books and 11th since being drafted in 2011.
- Dalton's 246 career touchdown passes ranks 24th all-time in league history and 10th in the NFL since 2011.

### PRO CAREER

- **2023:** Appeared in three games with one start, including first start as a Panther in Week 3 at Seattle...At Seattle, completed 34-of-58 passes (58.6 percent) for 361 yards and two touchdowns...His 58 passing attempts were a career-high and the third-most in Panthers history.
- **2022:** Started and played in 14 games for the New Orleans Saints...Posted a career-high completion percentage (66.7%) after completing 252 of 378 passes for 2,871 yards and 18 touchdowns...His 95.2 passer rating ranked ninth in the NFL...Over the last 11 games of the season, ranked fifth in the league in completion percentage (68.4%)...In Week 11 against the Los Angeles Rams, posted the second-highest passer rating league-wide in the 2022 season (149.6) after completing 21 of his 25 passes for 260 yards and three touchdowns.
- **2021:** Appeared in eight games and started six contests for the Chicago Bears...Finished the season throwing for 1,515 yards and eight touchdowns after completing 149 of 236 passes (63.1%)
- **2020:** Started nine contests while appearing in 11 games for the Dallas Cowboys...Tossed for 2,170 yards after completing 64.9% of his passes (216 of 333)...Finished the season with 14 touchdown passes.
- **2019:** Played and started 13 games for the Cincinnati Bengals...Completed 314 of 528 passes for 3,494 yards and 16 touchdowns.
- **2018:** Started all 11 games he appeared in for the Bengals...Threw for 2,566 yards after completing 226 of 365 passes (61.9%)...Finished the season with 21 touchdown passes.
- **2017:** Started all 16 games for Cincinnati, finishing the season with 3,320 passing yards and 25 touchdowns through the air...Completed 59.9% of his passes (297 of 496).
- **2016:** Named to his third Pro Bowl of his career after tossing for 4,206 yards and 18 touchdown passes...Completed 364 of 563 passes (64.7%).
- **2015:** Started and played in 13 games for the Bengals...Completed 255 of his 386 passing attempts (66.1%) for 3,250 yards and 25 touchdown passes...Finished the season with a career-high 106.2 passer rating.
- **2014:** Named to his second Pro Bowl of his career after throwing for 3,398 yards and 19 touchdowns...Finished the season completing 309 of his 481 passing attempts (64.2%).
- **2013:** Threw for a career-high 4,293 yards and 33 touchdown passes after starting all 16 games...Completed 61.9% of his passes on the season (363 of 586).
- **2012:** Started and played in all 16 games...Finished the season completing 329 of 528 passing attempts (62.3%) for 3,669 yards and 27 touchdowns.
- **2011:** Started all 16 games as a rookie for the Bengals...Threw for 3,398 yards and 20 touchdowns after completing 300 of his 516 passing attempts (58.1%)...Named to the Pro Bowl and finished second behind Cam Newton in AP Offensive Rookie of the Year voting.

### TRANSACTIONS

- Drafted by the Cincinnati Bengals in the second round of the 2011 Draft (35th overall)...Re-signed with the Bengals (8/4/14)...Released by the Cincinnati (4/30/20)...Signed with the Dallas Cowboys (5/4/20)...Declared free agent (3/17/21)...Signed with the Chicago Bears (3/17/21)...Declared free agent (3/16/22)...Signed with the New Orleans Saints (3/29/22)...Declared free agent (3/15/23)...Signed with the Carolina Panthers (3/16/23).

### COLLEGE & PERSONAL

- Played in 50 games in four seasons (2007-10), authoring a Mountain West Conference record 42 victories on his way to school records for pass attempts (1,317), completions (812), passing yards (10,314) and touchdown passes (71)...Rushed for 1,611 career yards and 22 additional touchdowns, and departed TCU with an MWC record for total offense (11,925 yards)...As a senior in 2010, finished ninth in Heisman Trophy voting and was the MWC Offensive Player of the Year, leading TCU to a No. 2 national ranking, finishing the year 13-0, capped by a Rose Bowl win and Offensive MVP honors over Wisconsin...Threw for TCU single-season record 27 touchdowns with just six interceptions in 2010, and his 66.1 completion percentage was another TCU single-season mark...Added 435 yards and six rushing touchdowns...MWC Offensive Player of the Year and one-of-10 finalists for the Manning Award, recognizing the top quarterback in the nation, as a junior in 2009, passing Sammy Baugh for the most victories by a starting quarterback in TCU history; led the Horned Frogs to a 12-1 record, reaching the Fiesta Bowl...Ranked eighth in the nation in passing efficiency (151.83) and set a TCU single-season record for passing yards with 2,756 in 2009...A native of Katy, Texas...Attended Katy HS.

## ANDY DALTON'S NFL REGULAR SEASON PASSING/RUSHING STATISTICS

DATE	TEAM	GP	GS	PASSING										RUSHING					
				ATT.	CMP.	PCT.	YDS	AVG.	TD	INT.	LG	SK	LST	RATE	NO.	YDS.	AVG.	LG	TD
2011	Bengals	16	16	516	300	58.1	3,398	6.6	20	13	84	24	160	80.4	37	152	4.1	17	1
2012	Bengals	16	16	528	329	62.3	3,669	6.9	27	16	59t	46	229	87.4	47	120	2.6	17	4
2013	Bengals	16	16	586	363	61.9	4,293	7.3	33	20	82t	29	182	88.8	61	183	3.0	12	2
2014	Bengals	16	16	481	309	64.2	3,398	7.1	19	17	81t	21	124	83.5	60	169	2.8	20t	4
2015	Bengals	13	13	386	255	66.1	3,250	8.4	25	7	80t	20	118	106.3	57	142	2.5	12	3
2016	Bengals	16	16	563	364	64.7	4,206	7.5	18	8	86t	41	264	91.8	46	184	4.0	15	4
2017	Bengals	16	16	496	297	59.9	3,320	6.7	25	12	77t	39	255	86.6	38	99	2.6	25	0
2018	Bengals	11	11	365	226	61.9	2,566	7.0	21	11	49	21	157	89.6	16	99	6.2	21	0
2019	Bengals	13	13	528	314	59.5	3,494	6.6	16	14	66t	37	249	78.3	32	73	2.3	17	4
2020	Cowboys	11	9	333	216	64.9	2,170	6.5	14	8	69	24	184	87.3	28	114	4.1	13	0
2021	Bears	8	6	236	149	63.1	1,515	6.4	8	9	60t	18	143	76.9	16	76	4.8	14	0
2022	Saints	14	14	378	252	66.7	2,871	7.6	18	9	64	25	189	95.2	30	54	1.8	14	0
2023	Panthers	3	1	58	34	58.6	361	6.2	2	0	47t	3	27	88.4	3	12	4.0	10	0
<b>TOTALS</b>		<b>169</b>	<b>163</b>	<b>5,454</b>	<b>3,408</b>	<b>62.5</b>	<b>38,511</b>	<b>7.1</b>	<b>246</b>	<b>144</b>	<b>86T</b>	<b>348</b>	<b>2,281</b>	<b>87.6</b>	<b>471</b>	<b>1,477</b>	<b>3.1</b>	<b>25</b>	<b>22</b>

## ANDY DALTON'S NFL POSTSEASON PASSING/RUSHING STATISTICS

DATE	TEAM	GP	GS	PASSING										RUSHING					
				ATT.	CMP.	PCT.	YDS	AVG.	TD	INT.	LG	SK	LST	RATE	NO.	YDS.	AVG.	LG	TD
2011	Bengals	1	1	42	27	64.3	257	6.1	0	3	36	4	33	51.4	3	17	5.7	15	0
2012	Bengals	1	1	30	14	46.7	127	4.2	0	1	45	2	9	44.7	4	15	3.8	12	0
2013	Bengals	1	1	51	29	56.9	334	6.5	1	2	49	3	8	67.0	5	26	5.2	12	0
2014	Bengals	1	1	35	18	51.4	155	4.4	0	0	26	3	11	63.4	4	34	8.5	16	0
2015	Bengals	0	0	0	0	0.0	0	0.0	0	0	0	0	0	0.0	0	0	0.0	0	0
<b>TOTALS</b>		<b>4</b>	<b>4</b>	<b>158</b>	<b>88</b>	<b>55.7</b>	<b>873</b>	<b>5.5</b>	<b>1</b>	<b>6</b>	<b>49</b>	<b>12</b>	<b>61</b>	<b>57.8</b>	<b>16</b>	<b>92</b>	<b>5.8</b>	<b>16</b>	<b>0</b>

### SINGLE-GAME HIGHS: QUARTERBACK

**Pass Attempts** 58 at Seattle Seahawks, Sep 24, 2023  
**Pass Completions** 35 at Seattle Seahawks, Sep 08, 2019  
**Yards Passing** 418 at Seattle Seahawks, Sep 08, 2019  
**TD Passes** 5 vs. New York Jets, Oct 27, 2013  
**Long Passes** 86t at Houston Texans, Dec 24, 2016  
**Completion Percentage** 84.0 vs. Los Angeles Rams, Nov 20, 2022

**Passer Rating** 149.6 vs. Los Angeles Rams, Nov 20, 2022  
**Rush Attempts** 8 vs. Cleveland Browns, Dec 29, 2019  
 ...2 more at 8.  
**Rushing Yards** 48 at New York Giants, Jan 03, 2021  
 ...1 more at 48.  
**Rushing Average** 6.9 at New York Giants, Jan 03, 2021  
**Longest Runs** 25 vs. Cleveland Browns, Nov 26, 2017  
**Rushing TDs** 2 vs. Baltimore Ravens, Oct 26, 2014

### SINGLE-GAME HIGHS - POSTSEASON: QUARTERBACK

**Pass Attempts** 51 vs. San Diego Chargers, Jan 05, 2014  
 42 at Houston Texans, Jan 07, 2012  
 35 at Indianapolis Colts, Jan 04, 2015  
 30 at Houston Texans, Jan 05, 2013  
**Pass Completions** 29 vs. San Diego Chargers, Jan 05, 2014  
 27 at Houston Texans, Jan 07, 2012  
 18 at Indianapolis Colts, Jan 04, 2015  
 14 at Houston Texans, Jan 05, 2013  
**Yards Passing** 334 vs. San Diego Chargers, Jan 05, 2014  
 257 at Houston Texans, Jan 07, 2012  
 155 at Indianapolis Colts, Jan 04, 2015  
 127 at Houston Texans, Jan 05, 2013  
**TD Passes** 1 vs. San Diego Chargers, Jan 05, 2014  
**Long Passes** 49 vs. San Diego Chargers, Jan 05, 2014  
 45 at Houston Texans, Jan 05, 2013  
 36 at Houston Texans, Jan 07, 2012  
 26 at Indianapolis Colts, Jan 04, 2015  
 21 vs. San Diego Chargers, Jan 05, 2014  
 ...1 more at 21.

**Completion Percentage** 64.3 at Houston Texans, Jan 07, 2012  
 56.9 vs. San Diego Chargers, Jan 05, 2014  
 51.4 at Indianapolis Colts, Jan 04, 2015  
 46.7 at Houston Texans, Jan 05, 2013  
**Passer Rating** 67.0 vs. San Diego Chargers, Jan 05, 2014  
 63.4 at Indianapolis Colts, Jan 04, 2015  
 51.4 at Houston Texans, Jan 07, 2012  
 44.7 at Houston Texans, Jan 05, 2013  
**Rush Attempts** 5 vs. San Diego Chargers, Jan 05, 2014  
 4 at Indianapolis Colts, Jan 04, 2015  
 4 at Houston Texans, Jan 05, 2013  
 3 at Houston Texans, Jan 07, 2012  
**Rushing Yards** 34 at Indianapolis Colts, Jan 04, 2015  
 26 vs. San Diego Chargers, Jan 05, 2014  
 17 at Houston Texans, Jan 07, 2012  
 15 at Houston Texans, Jan 05, 2013  
**Longest Runs** 16 at Indianapolis Colts, Jan 04, 2015  
 16 at Indianapolis Colts, Jan 04, 2015  
 15 at Houston Texans, Jan 07, 2012  
 12 vs. San Diego Chargers, Jan 05, 2014  
 12 at Houston Texans, Jan 05, 2013



### 300-YARD PASSING GAMES (33): REGULAR SEASON

DATE	TEAM	NO.	YDS.	AVG.	LG	TD
09/18/11	at Broncos	27	332	12.3	84	2
11/20/11	at Ravens	24	373	15.5	49t	1
09/16/12	BROWNS	24	318	13.3	50t	3
09/23/12	at Commanders	19	328	17.3	59t	3
10/14/12	at Browns	31	381	12.3	57t	3
10/13/13	at Bills	26	337	13.0	54	3
10/20/13	at Lions	24	372	15.5	82t	3
10/27/13	JETS	19	325	17.1	53	5
10/31/13	at Dolphins	32	338	10.6	26	0
12/22/13	VIKINGS	27	363	13.4	41	4
09/07/14	at Ravens	25	301	12.0	77t	1
10/12/14	PANTHERS	33	323	9.8	34t	2
12/07/14	STEELERS	21	302	14.4	81t	2
09/27/15	at Ravens	20	383	19.2	80t	3
10/04/15	CHIEFS	17	321	18.9	55t	1
10/11/15	SEAHAWKS	30	331	11.0	44	2
11/22/15	at Cardinals	22	315	14.3	42	2
09/11/16	at Jets	23	366	15.9	54t	1
09/18/16	at Steelers	31	366	11.8	29	1
10/23/16	BROWNS	19	308	16.2	48t	2
12/04/16	EAGLES	23	332	14.4	50	2
10/08/17	BILLS	22	328	14.9	77t	1
09/23/18	at Panthers	29	352	12.1	49	2
09/30/18	at Falcons	29	337	11.6	39t	3
09/08/19	at Seahawks	35	418	11.9	55t	2
09/15/19	49ERS	26	311	12.0	66t	2
10/27/19	at Rams	32	329	10.3	52	1
12/22/19	at Dolphins	33	396	12.0	34t	4
12/27/20	EAGLES	22	377	17.1	69	3
11/25/21	at Lions	24	317	13.2	52	1
01/09/22	at Vikings	33	325	9.8	23t	1
10/20/22	at Cardinals	30	361	12.0	64	4
09/24/23	at Seahawks	34	361	10.6	47t	2

### 300-YARD PASSING GAMES (1): POSTSEASON

DATE	TEAM	NO.	YDS.	AVG.	LG	TD
01/05/14	CHARGERS	29	334	11.5	49	1

**2023 GAME-BY-GAME REGULAR-SEASON STATISTICS (PANTHERS)**

DATE	OPPONENT	P/S	PASSING											RUSHING					W/L	SCORE
			ATT	CMP	YDS	PCT	Y/A	Y/C	TD	INT	LG	SK/YD	RATE	ATT	YDS	LG	TD			
09/10	at Falcons		DID NOT PLAY (NON-INJURY)																L	10-24
09/18	Saints	P	0	0	0	0.0	0.0	0.0	0	0	0	0	0/0	0.0	0	0	0	0	L	17-20
09/24	at Seahawks	S	58	34	361	58.6	6.2	10.6	2	0	47t	3/27	88.4	2	11	10	0	L	27-37	
10/01	Vikings		DID NOT PLAY (NON-INJURY)																L	13-21
10/08	at Lions	P	0	0	0	0.0	0.0	0.0	0	0	0	0	0/0	0.0	1	1	1	0	L	24-42
10/15	at Dolphins		DID NOT PLAY (NON-INJURY)																L	21-42
10/29	Texans		DID NOT PLAY (NON-INJURY)																W	15-13
11/05	Colts		DID NOT PLAY (NON-INJURY)																L	13-27
11/09	at Bears		DID NOT PLAY (NON-INJURY)																L	13-16
11/19	Cowboys		DID NOT PLAY (NON-INJURY)																L	10-33
11/26	at Titans		DID NOT PLAY (NON-INJURY)																L	10-17
12/03	at Buccaneers		DID NOT PLAY (NON-INJURY)																L	18-21
12/10	at Saints		DID NOT PLAY (NON-INJURY)																L	6-28
12/17	Falcons		DID NOT PLAY (NON-INJURY)																W	9-7
12/24	Packers		DID NOT PLAY (NON-INJURY)																L	30-33
12/31	at Jaguars		DID NOT PLAY (NON-INJURY)																L	0-26
01/07	Buccaneers		DID NOT PLAY (NON-INJURY)																L	0-9
<b>2023 TOTALS</b>			<b>3-1</b>	<b>58</b>	<b>34</b>	<b>361</b>	<b>58.6</b>	<b>6.2</b>	<b>10.6</b>	<b>2</b>	<b>0</b>	<b>47T</b>	<b>3/27</b>	<b>88.4</b>	<b>3</b>	<b>12</b>	<b>10</b>	<b>0</b>	<b>2-15</b>	

**IKEM EKWONU**  
6'4" // 320  
NORTH CAROLINA STATE  
CHARLOTTE, N.C.

**79**  
**T**

EXPERIENCE (YEARS)		BIRTHDATE	ACQUIRED
NFL	PANTHERS	10.31.00	D1-22
3	3		

### PRO CAREER

**2023:** Started 17 games at left tackle, while playing every snap.  
**2022:** Started all 17 games as a rookie at left tackle...the Panthers had just two different starting five combinations up front in 2022 (not including jumbo packages)...Since Week Seven, the offensive line played a part in one of the league's most dominant rushing attacks...In that time span, Carolina ranked fifth league-wide in rushing attempts (359), fourth in rushing yards (1,668), and tenth in yards per rush (4.65)...Since Week Seven, the Panthers tied for third fewest sacks allowed (17), tenth in sack percentage per passing attempt (5.8%) and eighth in average time to throw for a quarterback (2.94)...In Week 16 against the Lions, the offensive line played an integral role in the offense rushing for a new franchise best 320 yards (previous high was 299 vs Tampa Bay, 12/8/08) and recording the most total net yards as an offense with 570 (previous high was 548 vs Miami, 11/13/17)...The unit kept the pocket clean for Darnold, not allowing a single sack or quarterback hit.

### TRANSACTIONS

Selected by Carolina in the first round (6th overall) of the 2022 NFL Draft (4/28/22).

### COLLEGE & PERSONAL

Played three seasons at N.C. State, starting 31 games for the Wolfpack from 2019-21...Earned first team AP All-American honors and All-ACC first team accolades in 2021...Was a finalist for the Outland Trophy for college football's best offensive lineman...Earned a PFF grade of 93.8 in run-blocking in 2021, ranking second-best among qualified FBS offensive linemen...One of the seven "can't-miss-prospects" from Next Gen Stats in 2022 Draft...Allowed just three sacks in 2021 (PFF) and led the team in pancake blocks with 67...Garnered third team All-ACC honors in 2020...Earned PFF Freshman All-America honors in 2019...Full name is Ikemefuna (meaning "my effort will not be in vain") Patrick Ekwonu...Went to Providence Day High School in Charlotte, N.C...Twin brother, Osita, played linebacker at Notre Dame...A native of Charlotte, N.C...Attended Providence Day HS.

### IKEM EKWONU'S NFL REGULAR SEASON STATISTICS

DATE	TEAM	GP	GS
2022	Panthers	17	17
2023	Panthers	17	17
<b>NFL TOTALS</b>		<b>34</b>	<b>34</b>

### 2023 GAME-BY-GAME REGULAR-SEASON STATISTICS (PANTHERS)

DATE	OPPONENT	P/S	W/L	SCORE
09/10	at Falcons	S	L	10-24
09/18	Saints	S	L	17-20
09/24	at Seahawks	S	L	27-37
10/01	Vikings	S	L	13-21
10/08	at Lions	S	L	24-42
10/15	at Dolphins	S	L	21-42
10/29	Texans	S	W	15-13
11/05	Colts	S	L	13-27
11/09	at Bears	S	L	13-16
11/19	Cowboys	S	L	10-33
11/26	at Titans	S	L	10-17
12/03	at Buccaneers	S	L	18-21
12/10	at Saints	S	L	6-28
12/17	Falcons	S	W	9-7
12/24	Packers	S	L	30-33
12/31	at Jaguars	S	L	0-26
01/07	Buccaneers	S	L	0-9
<b>2023 TOTALS</b>		<b>17-17</b>	<b>2-15</b>	

### PRO CAREER

- 2023: Played 17 games with four starts, tallying 23 tackles, three passes defended, and one interception...Tied for the team lead with seven special teams tackles...In Week 5 at Detroit (10/8/24), set career highs with eight tackles, including seven solo stops...In Week 3 at Seattle (9/24/24), Franklin replaced an injured Xavier Woods at safety and tallied five tackles (two solo) and a pass defended...In Week 4 vs. Minnesota (10/1/24), returned an interception 99 yards for a touchdown, the first of his career...Franklin's 99-yard touchdown is the longest interception returned for a touchdown in franchise history.
- 2022: Saw action in 17 games with one start...Totaled 20 tackles, including one tackle for loss.
- 2021: Played in all but one contest, tallying 24 total tackles, including one tackle for loss, and one quarterback hit.
- 2020: Played in 14 games with four starts...Tallied 22 tackles, one pass deflection and 1.0 sack on defense.

### TRANSACTIONS

- Signed as an undrafted free agent with Carolina (5/2/20)...Re-signed with Panthers (4/24/23)...Re-signed with Carolina (3/27/24).

### COLLEGE & PERSONAL

- Spent four years at Temple (2016-19), where he accumulated 194 career tackles, 24.0 tackles for loss, 8.0 sacks, two interceptions, 10 passes defended and two touchdowns...As a senior in 2019, was awarded a single-digit jersey, an honor given to the toughest players on the team...Finished the year with 68 tackles, 7.5 tackles for loss, 1.0 sack, an interception and three fumble recoveries...Named Second-Team All-AAC...As a junior in 2018, tallied 63 tackles, 7.0 tackles for loss, 3.0 sacks, an interception, a forced fumble and a fumble recovery...As a sophomore in 2017, totaled 59 tackles, 9.5 tackles for loss, 4.0 sacks and six passes defended on the year...Made his first career start...Appeared in all 14 games as a true freshman in 2016...Totaled four tackles on the year...Played on special teams in every game...A native of Crystal River, Fla...Attended Citrus High School.

### SAM FRANKLIN JR.'S NFL REGULAR SEASON DEFENSIVE STATISTICS

DATE	TEAM	GP	GS	TACKLES							INTERCEPTIONS				O. FUMB			ST			MISC							
				TK	S	A	TFL	YDS	SK	YDS	QBH	NO	YDS	LG	TD	PD	FF	FR	TD	YDS	TK	S	A	FF	FR	S	A	
2020	Panthers	14	4	22	15	7	1	5	1.0	5.0	1	0	0	0	0	1	0	0	0	0	1	0	1	0	0	0	0	
2021	Panthers	16	0	15	13	2	1	1	0.0	0.0	1	0	0	0	0	1	0	0	0	0	0	9	6	3	0	0	0	
2022	Panthers	17	1	7	6	1	1	3	0.0	0.0	0	0	0	0	0	0	1	0	0	0	13	9	4	0	0	0	0	
2023	Panthers	17	4	23	14	9	0	0	0.0	0.0	0	1	99	99t	1	3	0	0	0	0	0	7	6	1	0	0	0	0
<b>NFL TOTALS</b>		<b>64</b>	<b>9</b>	<b>67</b>	<b>48</b>	<b>19</b>	<b>3</b>	<b>9</b>	<b>1.0</b>	<b>5.0</b>	<b>2</b>	<b>1</b>	<b>99</b>	<b>99T</b>	<b>1</b>	<b>5</b>	<b>1</b>	<b>0</b>	<b>0</b>	<b>0</b>	<b>30</b>	<b>21</b>	<b>9</b>	<b>0</b>	<b>0</b>	<b>0</b>	<b>0</b>	

### SINGLE-GAME HIGHS: DEFENSIVE

- Total Tackles** 8 at Detroit Lions, Oct 08, 2023
- Solo Tackles** 7 at Detroit Lions, Oct 08, 2023
- Sacks** 1.0 at Kansas City Chiefs, Nov 08, 2020
- Passes Defended** 1 vs. Minnesota Vikings, Oct 01, 2023  
...3 more at 1.
- Tackles For Loss** 1 vs. Denver Broncos, Nov 27, 2022  
...2 more at 1.
- Interceptions** 1 vs. Minnesota Vikings, Oct 01, 2023
- Special Teams Tackles** 2 at Tampa Bay Buccaneers, Dec 03, 2023  
...7 more at 2.

**2023 GAME-BY-GAME REGULAR-SEASON STATISTICS (PANTHERS)**

DATE	OPPONENT	P/S	TACKLES							INTERCEPTIONS				O. FUMB			ST			MISC		SCORE						
			TK	S	A	SK	YDS	TFL	YDS	QBH	NO	YDS	LG	TD	PD	FF	FR	TD	YDS	TK	S		A	FF	FR	S	A	W/L
09/10	at Falcons	P	0	0	0	0.0	0.0	0	0	0	0	0	0	0	0	0	0	0	1	1	0	0	0	0	0	L	10-24	
09/18	Saints	P	0	0	0	0.0	0.0	0	0	0	0	0	0	0	0	0	0	0	0	0	0	0	0	0	0	L	17-20	
09/24	at Seahawks	P	5	2	3	0.0	0.0	0	0	0	0	0	0	0	1	0	0	0	0	0	0	0	0	0	0	L	27-37	
10/01	Vikings	S	4	2	2	0.0	0.0	0	0	0	1	99	99	1	1	0	0	0	0	0	0	0	0	0	0	L	13-21	
10/08	at Lions	S	8	7	1	0.0	0.0	0	0	0	0	0	0	0	0	0	0	0	0	0	0	0	0	0	L	24-42		
10/15	at Dolphins	S	4	2	2	0.0	0.0	0	0	0	0	0	0	0	0	1	0	0	0	0	0	0	0	0	L	21-42		
10/29	Texans	S	2	1	1	0.0	0.0	0	0	0	0	0	0	0	0	0	0	0	0	0	0	0	0	0	W	15-13		
11/05	Colts	P	0	0	0	0.0	0.0	0	0	0	0	0	0	0	0	0	0	0	0	0	0	0	0	0	L	13-27		
11/09	at Bears	P	0	0	0	0.0	0.0	0	0	0	0	0	0	0	0	0	0	0	0	0	0	0	0	0	L	13-16		
11/19	Cowboys	P	0	0	0	0.0	0.0	0	0	0	0	0	0	0	0	0	0	0	0	0	0	0	0	0	L	10-33		
11/26	at Titans	P	0	0	0	0.0	0.0	0	0	0	0	0	0	0	0	0	0	0	0	0	0	0	0	0	L	10-17		
12/03	at Buccaneers	P	0	0	0	0.0	0.0	0	0	0	0	0	0	0	0	0	0	0	0	0	0	0	0	0	L	18-21		
12/10	at Saints	P	0	0	0	0.0	0.0	0	0	0	0	0	0	0	0	0	0	0	0	0	0	0	0	0	L	6-28		
12/17	Falcons	P	0	0	0	0.0	0.0	0	0	0	0	0	0	0	0	0	0	0	0	0	0	0	0	0	W	9-7		
12/24	Packers	P	0	0	0	0.0	0.0	0	0	0	0	0	0	0	0	0	0	0	0	0	0	0	0	0	L	30-33		
12/31	at Jaguars	P	0	0	0	0.0	0.0	0	0	0	0	0	0	0	0	0	0	0	0	0	0	0	0	0	L	0-26		
01/07	Buccaneers	P	0	0	0	0.0	0.0	0	0	0	0	0	0	0	0	0	0	0	0	0	0	0	0	0	L	0-9		
<b>2023 TOTALS</b>			<b>17-4</b>	<b>23</b>	<b>14</b>	<b>9</b>	<b>0.0</b>	<b>0.0</b>	<b>0</b>	<b>0</b>	<b>0</b>	<b>1</b>	<b>99</b>	<b>99T</b>	<b>1</b>	<b>3</b>	<b>0</b>	<b>0</b>	<b>0</b>	<b>0</b>	<b>7</b>	<b>6</b>	<b>1</b>	<b>0</b>	<b>0</b>	<b>0</b>	<b>0</b>	<b>2-15</b>



**FELEIPE FRANKS**

**6'6" // 241**

**ARKANSAS CRAWFORDVILLE, FLA.**

**84**

**TE**

EXPERIENCE (YEARS)

NFL

PANTHERS

**3**

**1**

BIRTHDATE

**12.22.97**

ACQUIRED

**FA-24**

**PRO CAREER**

**2023:** Spent the season on the Falcons' injured/reserve list.

**2022:** Played in 11 games with one start for the Falcons, mostly on special teams...Also appeared in 23 offensive snaps and rushed once.

**2021:** Appeared in nine games for Atlanta...Had three carries for six yards...Also attempted one pass.

**TRANSACTIONS**

Signed by the Atlanta Falcons as an undrafted free agent (5/14/2021)...Declared free agent (3/13/2024)...Signed by Carolina Panthers (7/26/24)...Waived by Panthers (8/27/24)...Signed to Panthers practice squad (8/29/24)...Signed to Panthers active roster (9/7/24).

**COLLEGE & PERSONAL**

Played quarterback for one season (2020) at Arkansas after three seasons at Florida (2017-19)...Set the single-season school record for completion percentage, completing 68.5 percent of his passes as a redshirt senior in 2020 at Arkansas...Completed 163-of-238 attempts (68.5 percent) for 2,107 yards, 17 touchdowns and four interceptions...Started three games as a redshirt junior at Florida in 2019 before suffering a season-ending injury...Completed 188-of-322 attempts (58.0 percent) for 2,457 yards, 24 touchdowns and six interceptions and rushed for 350 yards and seven touchdowns in 13 games as a redshirt sophomore at Florida in 2018...A native of Crawford, Fla...Attended Wakulla High School.

**REGULAR SEASON COMPARISON: RECEIVING - NEW ORLEANS SAINTS**

DATE	OPP	W/L	GP/GS	REC	YDS.	AVG.	TD	LG	TGTS	YAC
11/7/21	ATL @ NO	W	P	0	0	0	0	0	0	0
12/18/22	ATL @ NO	L	P	0	0	0	0	0	0	0
<b>TOTALS</b>		<b>1/1</b>	<b>2/0</b>	<b>0</b>	<b>0</b>	<b>0</b>	<b>0</b>	<b>0</b>	<b>0</b>	<b>0</b>

**FELEIPE FRANKS' NFL REGULAR SEASON RUSHING/RECEIVING STATISTICS**

DATE	TEAM	RECEIVING								RUSHING				
		GP	GS	NO.	YDS.	AVG.	LG	TD	NO.	YDS.	AVG.	LG	TD	
2021	Falcons	9	0	0	0	0.0	0	0	3	6	2.0	4	0	
2022	Falcons	11	1	0	0	0.0	0	0	1	0	0.0	0	0	
2023	Falcons	0	0	0	0	0.0	0	0	0	0	0.0	0	0	
<b>NFL TOTALS</b>		<b>20</b>	<b>1</b>	<b>0</b>	<b>0</b>	<b>0.0</b>	<b>0</b>	<b>0</b>	<b>4</b>	<b>6</b>	<b>1.5</b>	<b>4</b>	<b>0</b>	

**FELEIPE FRANKS' NFL REGULAR SEASON RETURN STATISTICS**

DATE	TEAM	KICKOFF RETURNS						PUNT RETURNS					
		RET.	YDS.	AVG.	LG	TD	NO.	FC	YDS.	AVG.	LG	TD	
2021	Falcons	0	0	0.0	0	0	0	0	0	0.0	0	0	0
2022	Falcons	0	0	0.0	0	0	0	0	0	0.0	0	0	0
2023	Falcons	0	0	0.0	0	0	0	0	0	0.0	0	0	0
<b>NFL TOTALS</b>		<b>0</b>	<b>0</b>	<b>0.0</b>	<b>0</b>	<b>0</b>	<b>0</b>	<b>0</b>	<b>0</b>	<b>0.0</b>	<b>0</b>	<b>0</b>	<b>0</b>

**SINGLE-GAME HIGHS: RUSHING/RECEIVING**

**Rush Attempts** 2 at New Orleans Saints, Nov 07, 2021  
**Rushing Yards** 3 at New Orleans Saints, Nov 07, 2021  
 ...1 more at 3.  
**Longest Runs** 4 at New Orleans Saints, Nov 07, 2021

**All-Purpose Yards** 3 at New Orleans Saints, Nov 07, 2021  
 ...1 more at 3.

**Special Teams Tackles Scrimmage Yards** 1 at Cincinnati Bengals, Oct 23, 2022  
 3 at New Orleans Saints, Nov 07, 2021  
 ...1 more at 3.



**2023 GAME-BY-GAME REGULAR-SEASON STATISTICS (FALCONS)**

DATE	OPPONENT	P/S	RECEIVING				RUSHING				TD	W/L	SCORE	
			NO.	YDS.	AVG.	LG	NO.	YDS.	AVG.	LG				
09/10	Panthers											W	24-10	
09/17	Packers											W	25-24	
09/24	at Lions											L	6-20	
10/01	at Jaguars											L	7-23	
10/08	Texans											W	21-19	
10/15	Commanders											L	16-24	
10/22	at Buccaneers											W	16-13	
10/29	at Titans											L	23-28	
11/05	Vikings											L	28-31	
11/12	at Cardinals											L	23-25	
11/26	Saints											W	24-15	
12/03	at Jets											W	13-8	
12/10	Buccaneers											L	25-29	
12/17	at Panthers											L	7-9	
12/24	Colts											W	29-10	
12/31	at Bears											L	17-37	
01/07	at Saints											L	17-48	
<b>2023 TOTALS</b>		<b>0-0</b>	<b>0</b>	<b>0</b>	<b>0.0</b>	<b>0</b>	<b>0</b>	<b>0</b>	<b>0</b>	<b>0.0</b>	<b>0</b>	<b>0</b>	<b>7-10</b>	



**JORDAN FULLER**  
6'2" // 203  
OHIO STATE  
OLD TAPPAN, N.J.

**20**  
**S**

EXPERIENCE (YEARS)  
NFL: 5, Panthers: 1

BIRTHDATE: 3.4.98  
ACQUIRED: FA-24

### PRO CAREER

- 2023: Started and played in 17 games for the Rams, finishing the year second on the team with 94 total tackles...Recorded career highs in passes defended (eight) and forced fumbles (3)...Tied for the team lead with three interceptions.
- 2022: Appeared in just three games for Los Angeles prior to spending the rest of the season on injured reserve...Tallied 12 total tackles and a forced fumble.
- 2021: Started and played in 16 games for the Super Bowl Champion Rams...Finished the season ranked seventh among defensive backs with a career high 113 total tackles (led team)...Recorded an interception and four passes defended.
- 2020: Started 12 games for the Los Angeles Rams, finishing the season with 60 total tackles and five passes defended...Recorded three interceptions which was tied for the most by any rookie in the 2020 draft class...Two of his three interceptions came in the same game, against Tom Brady and the Tampa Bay Buccaneers in Week 3.

### TRANSACTIONS

- Drafted by the Los Angeles Rams in the sixth round (199th overall) of the 2020 NFL Draft (7/27/20)...Placed on Reserve/Non-Football Injury List COVID-19 (12/15/21)...Reinstated (12/24/21)...Signed with Carolina Panthers (3/15/24).

### COLLEGE & PERSONAL

- Played in 53 career games (40 starts) for the Ohio State Buckeyes (2016-19) where he was a two-time team captain in 2018 and 2019...As a senior in 2019, earned first-team All-Big Ten Conference honors after finishing third on the team with 62 total tackles...Recorded two interceptions and four passes defended...As a junior, named second-team All-Big Ten by the media after leading the team in tackles with 81 total stops...Added four passes defended, an interception and two fumble recoveries...In 2017, was named third-team All-Big Ten after finishing second on the team in tackles (62)...Tallied two interceptions and two passes defended...As a freshman, Saw action in six games and finished the season with 11 total tackles...A native of Old Tappan, N.J...Attended Old Tappan HS.

### REGULAR SEASON COMPARISON: DEFENSIVE - NEW ORLEANS SAINTS

DATE	OPP	TACKLES													MISC		
		W/L	GP/GS	TOT	SOLO	ASST	SACK	YDS.	INT	TFL	PD	QBH	TD	FF	FR		
12/21/23	LA vs. NO	W	S	2	2	2	2	0	0.0	0.0	1	0	1	0	0	0	0
<b>TOTALS</b>		1/0	1/1	2	2	0	0.0	0.0	1	0	1	0	0	0	0	0	

### JORDAN FULLER'S NFL REGULAR SEASON DEFENSIVE STATISTICS

DATE	TEAM	GP	GS	TACKLES							INTERCEPTIONS					O. FUMB			ST		MISC						
				TK	S	A	TFL	YDS	SK	YDS	QBH	NO	YDS	LG	TD	PD	FF	FR	TD	YDS	TK	S	A	FF	FR	S	A
2020	Rams	12	12	60	42	18	0	0	0.0	0.0	0	3	45	37	0	5	0	0	0	0	0	0	0	0	0	0	0
2021	Rams	16	16	113	63	50	1	1	0.0	0.0	0	1	34	34	0	4	0	0	0	0	0	0	0	0	0	0	0
2022	Rams	3	1	11	8	3	0	0	0.0	0.0	0	0	0	0	0	0	0	0	0	0	1	1	0	1	0	0	0
2023	Rams	17	17	93	60	33	1	5	0.0	0.0	0	3	39	21	0	8	3	0	0	0	1	1	0	0	0	0	0
<b>NFL TOTALS</b>		48	46	277	173	104	2	6	0.0	0.0	0	7	118	37	0	17	3	0	0	0	2	2	0	1	0	0	0

### JORDAN FULLER'S NFL POSTSEASON DEFENSIVE STATISTICS

DATE	TEAM	GP	GS	TACKLES							INTERCEPTIONS					O. FUMB			ST		MISC						
				TK	S	A	TFL	YDS	SK	YDS	QBH	NO	YDS	LG	TD	PD	FF	FR	TD	YDS	TK	S	A	FF	FR	S	A
2020	Rams	2	2	12	7	5	0	0	0.0	0.0	0	0	0	0	0	0	0	0	0	0	0	0	0	0	0	0	0
2021	Rams	0	0	0	0	0	0	0	0.0	0.0	0	0	0	0	0	0	0	0	0	0	0	0	0	0	0	0	0
2023	Rams	0	0	0	0	0	0	0	0.0	0.0	0	0	0	0	0	0	0	0	0	0	0	0	0	0	0	0	0
<b>NFL TOTALS</b>		2	2	12	7	5	0	0	0.0	0.0	0	0	0	0	0	0	0	0	0	0	0	0	0	0	0	0	0

### SINGLE-GAME HIGHS: DEFENSIVE

**Total Tackles** 11 at New York Giants, Oct 17, 2021  
 ...1 more at 11.  
**Solo Tackles** 8 at New York Giants, Oct 17, 2021  
**Passes Defensed** 2 at Green Bay Packers, Nov 28, 2021  
 ...2 more at 2.

**Tackles For Loss** 1 vs. Arizona Cardinals, Oct 03, 2021  
**Interceptions** 2 at Tampa Bay Buccaneers, Nov 23, 2020  
**Interception Return Yards** 43 at Tampa Bay Buccaneers, Nov 23, 2020

### SINGLE-GAME HIGHS - POSTSEASON: DEFENSIVE

**Total Tackles** 7 at Seattle Seahawks, Jan 09, 2021  
 5 at Green Bay Packers, Jan 16, 2021

**Solo Tackles** 4 at Seattle Seahawks, Jan 09, 2021  
 3 at Green Bay Packers, Jan 16, 2021

### 2023 GAME-BY-GAME REGULAR-SEASON STATISTICS (RAMS)

DATE	OPPONENT	P/S	TACKLES							INTERCEPTIONS				O. FUMB			ST			MISC		SCORE					
			TK	S	A	SK	YDS	TFL	YDS	QBH	NO	YDS	LG	TD	PD	FF	FR	TD	YDS	TK	S		A	FF	FR	S	A
09/10	at Seahawks	S	8	3	5	0.0	0.0	0	0	0	0	0	0	0	0	0	0	0	0	0	0	0	0	0	0	W	30-13
09/17	49ers	S	7	3	4	0.0	0.0	0	0	0	0	0	0	0	1	0	0	0	0	0	0	0	0	0	0	L	23-30
09/25	at Bengals	S	4	3	1	0.0	0.0	0	0	0	0	0	0	0	0	0	0	0	0	0	0	0	0	0	0	L	16-19
10/01	at Colts	S	3	1	2	0.0	0.0	0	0	0	0	0	0	0	1	0	0	0	0	0	0	0	0	0	0	W	29-23+
10/08	Eagles	S	12	7	5	0.0	0.0	0	0	0	0	0	0	1	0	0	0	0	0	0	0	0	0	0	0	L	14-23
10/15	Cardinals	S	5	4	1	0.0	0.0	0	0	0	0	0	0	0	0	0	0	0	0	0	0	0	0	0	0	W	26-9
10/22	Steelers	S	5	3	2	0.0	0.0	1	5	0	0	0	0	0	0	0	0	0	0	0	0	0	0	0	0	L	17-24
10/29	at Cowboys	S	6	5	1	0.0	0.0	0	0	0	0	0	0	1	18	18	0	1	0	0	0	0	0	0	0	L	20-43
11/05	at Packers	S	7	2	5	0.0	0.0	0	0	0	0	0	0	0	1	0	0	0	1	1	0	0	0	0	0	L	3-20
11/19	Seahawks	S	6	5	1	0.0	0.0	0	0	0	0	0	0	0	0	0	0	0	0	0	0	0	0	0	0	W	17-16
11/26	at Cardinals	S	3	2	1	0.0	0.0	0	0	0	0	0	0	0	0	0	0	4	0	0	0	0	0	0	0	W	37-14
12/03	Browns	S	6	5	1	0.0	0.0	0	0	0	0	0	0	0	0	0	0	0	0	0	0	0	0	0	0	W	36-19
12/10	at Ravens	S	5	5	0	0.0	0.0	0	0	0	0	0	0	0	0	0	0	0	0	0	0	0	0	0	0	L	31-37+
12/17	Commanders	S	5	2	3	0.0	0.0	0	0	0	0	0	0	0	0	0	0	0	0	0	0	0	0	0	0	W	28-20
12/21	Saints	S	2	2	0	0.0	0.0	0	0	0	0	0	0	1	21	21	0	1	0	0	0	0	0	0	0	W	30-22
12/31	at Giants	S	8	7	1	0.0	0.0	0	0	0	0	0	0	1	0	0	0	1	0	0	0	0	0	0	0	W	26-25
01/07	at 49ers	S	1	1	0	0.0	0.0	0	0	0	0	0	0	0	0	0	0	0	0	0	0	0	0	0	0	W	21-20
<b>2023 TOTALS</b>			<b>17-17</b>	<b>93</b>	<b>60</b>	<b>33</b>	<b>0.0</b>	<b>0.0</b>	<b>0</b>	<b>1</b>	<b>5</b>	<b>0</b>	<b>0</b>	<b>3</b>	<b>39</b>	<b>21</b>	<b>0</b>	<b>8</b>	<b>3</b>	<b>0</b>	<b>0</b>	<b>0</b>	<b>1</b>	<b>1</b>	<b>0</b>	<b>0</b>	<b>10-7</b>

+ - Overtime

### 2023 GAME-BY-GAME POSTSEASON STATISTICS (RAMS)

DATE	OPPONENT	P/S	TACKLES							INTERCEPTIONS				O. FUMB			ST			MISC		SCORE					
			TK	S	A	SK	YDS	TFL	YDS	QBH	NO	YDS	LG	TD	PD	FF	FR	TD	YDS	TK	S		A	FF	FR	S	A
01/14	at Lions		INACTIVE																								
<b>2023 TOTALS</b>			<b>0</b>	<b>0</b>	<b>0</b>	<b>0.0</b>	<b>0.0</b>	<b>0</b>	<b>0</b>	<b>0</b>	<b>0</b>	<b>0</b>	<b>0</b>	<b>0</b>	<b>0</b>	<b>0</b>	<b>0</b>	<b>0</b>	<b>0</b>	<b>0</b>	<b>0</b>	<b>0</b>	<b>0</b>	<b>0</b>	<b>0</b>	<b>0</b>	<b>0-1</b>

EXPERIENCE (YEARS)		BIRTHDATE <b>2.8.90</b>	ACQUIRED <b>FA-22</b>
NFL <b>13</b>	PANTHERS <b>3</b>		

### NFL RANKINGS

- Placed 354 punts inside the 20, ranking 7th most all-time.
- Ranks 11th all-time with 124 punts downed inside the 10.
- Holds single-season records for net punt average (46.0, 2016) and punts inside 20 (51, 2016).
- Holds Super Bowl record for longest punt (65) in SB LIII.

### HONORS

- NFL 2010's All-Decade Team
- All-Pro First Team (2017, 2016, 2015, 2013)
- All-Pro Second Team (2018, 2014)
- Pro Bowl (2017, 2016, 2015, 2013)

### PRO CAREER

- 2023: Appeared in 17 games with 82 punts for 3,838 yards (46.8 avg.) with a long of 69 yards, while adding 25 punts downed inside the 20.
- 2022: Finished the season with a league-leading 39 punts downed inside the 20, setting a new franchise single-season record...He set a team record and ranked third in the NFL with a 44.12 net punting average.
- Played in every game for Los Angeles (161) from 2012-21, making 727 punts for a net average of 42.87 with a long of 78 yards and 300 punts inside the 20.
- 2021: Hekker helped the Rams win Super Bowl LVI as he punted six times for 261 yards in the title game.
- 2020: Punted 68 times for 3,099 yards including a 63-yard long on the season...Averaged 45.6 yards per punt...Landed 29 punts inside the 20-yard line.
- 2019: Punted 66 times for 3,128 yards and a 47.4-yard average...Had 22 punts downed inside the 20-yard line, tied for the fifth-most in his career...Finished the season with over 3,000 punting yards, doing so for the seventh time in his career...Completed two passes on fake punt attempts, his third-consecutive season with multiple passing completions.
- 2018: Punted 43 times for 1,992 yards with a 46.3-yard average...Tallied two touchbacks and placed 21 punts inside the 20-yard line...Finished fourth in the NFL in punts pinned inside 20 percentage (48.84) despite a career-low 43 punt attempts...Named an Associated Press Second Team All-Pro selection.
- 2017: Punted 65 times for 3,113 yards a 47.9-yard average...Tallied four touchbacks and placed 30 punts inside the 20-yard line.
- 2016: Set NFL record with 53 punts inside the 20 with just one touchback...Had league-best 4,508 net yards for 46.0 net average, breaking the NFL single-season record for net punt yards.
- 2015: Punted 96 times for 4,601 yards a 47.9-yard average...Tallied six touchbacks and placed 41 punts inside the 20-yard line...Led the NFL rankings in net punting average (43.7) and punts downs inside the opponents' 20-yard line.
- 2014: Finished the season with a 46.5-yard gross average for eighth in the league and registered the fourth best single-season total in Rams history.
- 2013: Earned Pro Bowl and First-Team All-Pro honors after recording the highest single-season net average (44.2) in NFL History...Finished with a 46.3-yard gross average for 10th in the league and was the fourth best single-season total in Rams history...Opponents averaged just 2.6 yards per return, the best total in the NFL in 2013...Also added two special teams tackles.
- 2012: Finished his first NFL campaign with a 45.8-yard gross average and a net average of 39.9 yards per attempt.

### TRANSACTIONS

- Signed as an undrafted free agent with St. Louis Rams (4/30/12)...Re-signed with Rams (12/5/14)...Signed contract extension with Rams (9/11/17)...Signed as a free agent with Carolina (3/21/22).

### COLLEGE & PERSONAL

- Four-year starter, finished his career as one of Oregon State's most prolific punters in history...Finished third-best in school history with a net punting average of 41.3...Set the single-game school record with a 52.5-yard average (6-315) at Utah in 2011...Earned College Football Performance Award Punter of the Week...Semi-finalist for the Ray Guy Award in 2009...52 career punts of 50+ yards, including 17 as a senior in 2011 when he had six different games with at least one punt of 60+ yards...Earned Pac-12 Conference honorable mention...87 career punts downed inside the 20-yard line...Named the Sun Bowl Special Teams MVP in 2008 after averaging 45 yards on 10 punts...Also the holder on placekicks for three years...Two-time Pac-10 All-Academic selection...A native of Bothell, Wash...Attended Bothell HS.

## JOHNNY HEKKER'S NFL REGULAR SEASON PUNTING STATISTICS

DATE	TEAM	GP	NO.	YDS.	AVG.	OPP. RET.	YDS.	NET YDS.	AVG.	TB	IN20	LG	BK
2012	Rams	16	82	3,756	45.8	41	402	3,274	39.9	4	22	68	0
2013	Rams	16	78	3,609	46.3	30	79	3,450	44.2	4	19	64	0
2014	Rams	16	80	3,721	46.5	28	192	3,429	42.3	5	33	61	1
2015	Rams	16	96	4,601	47.9	40	289	4,192	43.7	6	41	68	0
2016	Rams	16	98	4,680	47.8	35	152	4,508	46.0	1	51	78	0
2017	Rams	16	65	3,113	47.9	25	152	2,881	44.3	4	30	70	0
2018	Rams	16	43	1,992	46.3	12	104	1,848	43.0	2	21	68	0
2019	Rams	16	66	3,128	47.4	23	190	2,838	42.4	5	22	71	1
2020	Rams	16	68	3,099	45.6	23	297	2,702	39.2	5	28	63	1
2021	Rams	17	51	2,252	44.2	9	60	2,172	42.6	1	23	59	0
2022	Panthers	17	81	3,925	48.5	27	231	3,574	44.1	6	39	68	0
2023	Panthers	17	82	3,838	46.8	31	210	3,528	43.0	5	25	69	0
<b>NFL TOTALS</b>		<b>195</b>	<b>890</b>	<b>41,714</b>	<b>46.9</b>	<b>324</b>	<b>2,358</b>	<b>38,396</b>	<b>43.0</b>	<b>48</b>	<b>354</b>	<b>78</b>	<b>3</b>

## JOHNNY HEKKER'S NFL POSTSEASON PUNTING STATISTICS

DATE	TEAM	GP	NO.	YDS.	AVG.	OPP. RET.	YDS.	NET YDS.	AVG.	TB	IN20	LG	BK
2017	Rams	1	5	218	43.6	1	4	214	42.8	0	5	66	0
2018	Rams	3	14	629	44.9	2	2	627	44.8	0	6	65	0
2020	Rams	2	11	519	47.2	5	43	476	43.3	0	1	64	0
2021	Rams	4	16	712	44.5	6	44	628	39.3	2	9	58	0
<b>NFL TOTALS</b>		<b>10</b>	<b>46</b>	<b>2,078</b>	<b>45.2</b>	<b>14</b>	<b>93</b>	<b>1,945</b>	<b>42.3</b>	<b>2</b>	<b>21</b>	<b>66</b>	<b>0</b>

## JOHNNY HEKKER'S NFL REGULAR SEASON PASSING/RUSHING STATISTICS

DATE	TEAM	GP	PASSING											RUSHING					
			GS	ATT.	CMP.	PCT.	YDS.	AVG.	TD	INT.	LG	SK	LST	RATE	NO.	YDS.	AVG.	LG	TD
2012	Rams	16	0	3	3	100.0	42	14.0	1	0	21	0	0	158.3	1	-9	-9.0	0	0
2013	Rams	16	0	1	0	0.0	0	0.0	0	0	0	0	0	39.6	0	0	0.0	0	0
2014	Rams	16	0	2	2	100.0	37	18.5	0	0	19	0	0	118.8	0	0	0.0	0	0
2015	Rams	16	0	4	1	25.0	20	5.0	0	0	20	0	0	47.9	0	0	0.0	0	0
2016	Rams	16	0	2	1	50.0	4	2.0	0	0	4	0	0	56.3	0	0	0.0	0	0
2017	Rams	16	0	3	2	66.7	34	11.3	0	0	28	0	0	104.9	0	0	0.0	0	0
2018	Rams	16	0	4	2	50.0	19	4.8	0	0	12	0	0	63.5	1	3	3.0	3	0
2019	Rams	16	0	3	2	66.7	28	9.3	0	1	23	0	0	56.9	0	0	0.0	0	0
2020	Rams	16	0	0	0	0.0	0	0.0	0	0	0	0	0.0	0	0	0.0	0	0	
2021	Rams	17	0	1	1	100.0	2	2.0	0	0	2	0	0	79.2	1	0	0.0	0	0
2022	Panthers	17	0	0	0	0.0	0	0.0	0	0	0	0	0.0	0	0	0.0	0	0	
2023	Panthers	17	0	1	1	100.0	7	7.0	0	0	7	0	0	95.8	1	-11	-11.0	0	0
<b>TOTALS</b>		<b>195</b>	<b>0</b>	<b>24</b>	<b>15</b>	<b>62.5</b>	<b>193</b>	<b>8.0</b>	<b>1</b>	<b>1</b>	<b>28</b>	<b>0</b>	<b>0</b>	<b>84.2</b>	<b>4</b>	<b>-17</b>	<b>-4.3</b>	<b>3</b>	<b>0</b>

## JOHNNY HEKKER'S NFL POSTSEASON PASSING/RUSHING STATISTICS

DATE	TEAM	GP	PASSING											RUSHING					
			GS	ATT.	CMP.	PCT.	YDS.	AVG.	TD	INT.	LG	SK	LST	RATE	NO.	YDS.	AVG.	LG	TD
2017	Rams	1	0	0	0	0.0	0	0.0	0	0	0	0	0	0.0	0	0	0.0	0	0
2018	Rams	3	0	1	1	100.0	12	12.0	0	0	12	0	0	116.7	0	0	0.0	0	0
2020	Rams	2	0	0	0	0.0	0	0.0	0	0	0	0	0.0	0	0	0.0	0	0	
2021	Rams	4	0	0	0	0.0	0	0.0	0	0	0	0	0.0	0	0	0.0	0	0	
<b>TOTALS</b>		<b>10</b>	<b>0</b>	<b>1</b>	<b>1</b>	<b>100.0</b>	<b>12</b>	<b>12.0</b>	<b>0</b>	<b>0</b>	<b>12</b>	<b>0</b>	<b>0</b>	<b>116.7</b>	<b>0</b>	<b>0</b>	<b>0.0</b>	<b>0</b>	<b>0</b>

## SINGLE-GAME HIGHS: PUNTER

**Punts** 11 vs. San Francisco 49ers, Sep 26, 2013  
**Gross Punting Yards** 490 vs. San Francisco 49ers, Sep 26, 2013  
**Gross Punting Avg** 56.9 vs. Arizona Cardinals, Oct 04, 2012  
**Net Punting Yards** 470 vs. San Francisco 49ers, Sep 26, 2013  
**Net Punting Avg** 52.9 at New England Patriots, Dec 04, 2016  
**Longest Punt** 78 at New York Jets, Nov 13, 2016  
**Inside the 20** 6 vs. Atlanta Falcons, Dec 11, 2016  
 ...3 more at 6.  
**Pass Attempts** 2 at San Francisco 49ers, Nov 11, 2012

**Pass Completions** 2 at San Francisco 49ers, Nov 11, 2012  
**Yards Passing** 40 at San Francisco 49ers, Nov 11, 2012  
**TD Passes** 1 vs. Seattle Seahawks, Sep 30, 2012  
**Rush Attempts** 1 at New Orleans Saints, Dec 10, 2023  
 ...3 more at 1.  
**Rushing Yards** 3 at New Orleans Saints, Nov 04, 2018  
**Longest Runs** 3 at New Orleans Saints, Nov 04, 2018  
**Special Teams Tackles** 1 at Carolina Panthers, Sep 08, 2019  
 ...7 more at 1.

## SINGLE-GAME HIGHS - POSTSEASON: PUNTER

<b>Punts</b>	9 vs. New England Patriots, Feb 03, 2019 7 at Seattle Seahawks, Jan 09, 2021 6 at Cincinnati Bengals, Feb 13, 2022 5 vs. Arizona Cardinals, Jan 17, 2022 5 vs. Atlanta Falcons, Jan 06, 2018
<b>Gross Punting Yards</b>	417 vs. New England Patriots, Feb 03, 2019 317 at Seattle Seahawks, Jan 09, 2021 261 at Cincinnati Bengals, Feb 13, 2022 218 vs. Atlanta Falcons, Jan 06, 2018 202 at Green Bay Packers, Jan 16, 2021
<b>Gross Punting Avg</b>	50.5 at Green Bay Packers, Jan 16, 2021 48.8 at Tampa Bay Buccaneers, Jan 23, 2022 46.3 vs. New England Patriots, Feb 03, 2019 45.8 at New Orleans Saints, Jan 20, 2019 45.3 at Seattle Seahawks, Jan 16, 2021
<b>Net Punting Yards</b>	415 vs. New England Patriots, Feb 03, 2019 291 at Seattle Seahawks, Jan 09, 2021 214 vs. Atlanta Falcons, Jan 06, 2018 213 at Cincinnati Bengals, Feb 13, 2022 198 vs. Arizona Cardinals, Jan 17, 2022
<b>Net Punting Avg</b>	46.3 at Green Bay Packers, Jan 16, 2021 46.1 vs. New England Patriots, Feb 03, 2019 45.8 at New Orleans Saints, Jan 20, 2019 42.8 vs. Atlanta Falcons, Jan 06, 2018 42.0 at Tampa Bay Buccaneers, Jan 23, 2022

<b>Longest Punts</b>	66 vs. Atlanta Falcons, Jan 06, 2018 65 vs. New England Patriots, Feb 03, 2019 64 at Green Bay Packers, Jan 16, 2021 58 vs. San Francisco 49ers, Jan 30, 2022 55 at Cincinnati Bengals, Feb 13, 2022
<b>Inside the 20</b>	5 vs. Arizona Cardinals, Jan 17, 2022 5 vs. New England Patriots, Feb 03, 2019 5 vs. Atlanta Falcons, Jan 06, 2018 3 at Cincinnati Bengals, Feb 13, 2022 1 at Tampa Bay Buccaneers, Jan 23, 2022 ...2 more at 1. 1 at New Orleans Saints, Jan 20, 2019
<b>Pass Attempts Pass Completions Yards Passing</b>	1 at New Orleans Saints, Jan 20, 2019 12 at New Orleans Saints, Jan 20, 2019

## 2023 GAME-BY-GAME REGULAR-SEASON STATISTICS (PANTHERS)

DATE	OPPONENT		NO.	YDS.	AVG.	OPP. RET.	YDS.	NET YDS.	AVG	TB	IN20	LG	BK	W/L	SCORE
09/10	at Falcons	P	5	266	53.2	2	4	262	52.4	0	1	69	0	L	10-24
09/18	Saints	P	5	239	47.8	1	16	223	44.6	0	2	54	0	L	17-20
09/24	at Seahawks	P	5	246	49.2	3	41	205	41.0	0	3	58	0	L	27-37
10/01	Vikings	P	5	229	45.8	3	9	200	40.0	1	2	59	0	L	13-21
10/08	at Lions	P	3	114	38.0	0	0	114	38.0	0	1	45	0	L	24-42
10/15	at Dolphins	P	4	189	47.3	1	0	189	47.3	0	1	55	0	L	21-42
10/29	Texans	P	4	203	50.8	3	25	178	44.5	0	1	63	0	W	15-13
11/05	Colts	P	4	174	43.5	3	11	163	40.8	0	2	50	0	L	13-27
11/09	at Bears	P	6	272	45.3	2	12	260	43.3	0	3	55	0	L	13-16
11/19	Cowboys	P	5	242	48.4	0	0	222	44.4	1	1	61	0	L	10-33
11/26	at Titans	P	6	282	47.0	2	16	246	41.0	1	2	58	0	L	10-17
12/03	at Buccaneers	P	8	367	45.9	3	21	346	43.3	0	1	57	0	L	18-21
12/10	at Saints	P	2	86	43.0	2	23	63	31.5	0	0	49	0	L	6-28
12/17	Falcons	P	5	235	47.0	2	9	206	41.2	1	2	53	0	W	9-7
12/24	Packers	P	3	151	50.3	2	6	145	48.3	0	1	56	0	L	30-33
12/31	at Jaguars	P	6	297	49.5	2	17	260	43.3	1	1	52	0	L	0-26
01/07	Buccaneers	P	6	246	41.0	0	0	246	41.0	0	1	44	0	L	0-9
<b>2023 TOTALS</b>			<b>17</b>	<b>82</b>	<b>3,838</b>	<b>46.8</b>	<b>31</b>	<b>210</b>	<b>3,528</b>	<b>43.0</b>	<b>5</b>	<b>25</b>	<b>69</b>	<b>0</b>	<b>2-15</b>

**2023 GAME-BY-GAME REGULAR-SEASON STATISTICS (PANTHERS)**

DATE	OPPONENT	P/S	PASSING											RUSHING					SCORE
			ATT	CMP	YDS	PCT	Y/A	Y/C	TD	INT	LG	SK/YD	RATE	ATT	YDS	LG	TD	W/L	
09/10	at Falcons	P	0	0	0	0.0	0.0	0.0	0	0	0	0/0	0.0	0	0	0	0	L	10-24
09/18	Saints	P	0	0	0	0.0	0.0	0.0	0	0	0	0/0	0.0	0	0	0	0	L	17-20
09/24	at Seahawks	P	0	0	0	0.0	0.0	0.0	0	0	0	0/0	0.0	0	0	0	0	L	27-37
10/01	Vikings	P	0	0	0	0.0	0.0	0.0	0	0	0	0/0	0.0	0	0	0	0	L	13-21
10/08	at Lions	P	0	0	0	0.0	0.0	0.0	0	0	0	0/0	0.0	0	0	0	0	L	24-42
10/15	at Dolphins	P	1	1	7	100.0	7.0	7.0	0	0	7	0/0	95.8	0	0	0	0	L	21-42
10/29	Texans	P	0	0	0	0.0	0.0	0.0	0	0	0	0/0	0.0	0	0	0	0	W	15-13
11/05	Colts	P	0	0	0	0.0	0.0	0.0	0	0	0	0/0	0.0	0	0	0	0	L	13-27
11/09	at Bears	P	0	0	0	0.0	0.0	0.0	0	0	0	0/0	0.0	0	0	0	0	L	13-16
11/19	Cowboys	P	0	0	0	0.0	0.0	0.0	0	0	0	0/0	0.0	0	0	0	0	L	10-33
11/26	at Titans	P	0	0	0	0.0	0.0	0.0	0	0	0	0/0	0.0	0	0	0	0	L	10-17
12/03	at Buccaneers	P	0	0	0	0.0	0.0	0.0	0	0	0	0/0	0.0	0	0	0	0	L	18-21
12/10	at Saints	P	0	0	0	0.0	0.0	0.0	0	0	0	0/0	0.0	1	-11	-11	0	L	6-28
12/17	Falcons	P	0	0	0	0.0	0.0	0.0	0	0	0	0/0	0.0	0	0	0	0	W	9-7
12/24	Packers	P	0	0	0	0.0	0.0	0.0	0	0	0	0/0	0.0	0	0	0	0	L	30-33
12/31	at Jaguars	P	0	0	0	0.0	0.0	0.0	0	0	0	0/0	0.0	0	0	0	0	L	0-26
01/07	Buccaneers	P	0	0	0	0.0	0.0	0.0	0	0	0	0/0	0.0	0	0	0	0	L	0-9
<b>2023 TOTALS</b>			<b>17-0</b>	<b>1</b>	<b>1</b>	<b>7</b>	<b>100.0</b>	<b>7.0</b>	<b>7.0</b>	<b>0</b>	<b>0</b>	<b>7</b>	<b>0/0</b>	<b>95.8</b>	<b>1</b>	<b>-11</b>	<b>-11</b>	<b>0</b>	<b>2-15</b>



**TROY HILL**  
5'11" // 180  
OREGON  
YOUNGSTOWN, OHIO

**13**  
**CB**

EXPERIENCE (YEARS)  
NFL: 9, PANTHERS: 2

BIRTHDATE: 8.29.91  
ACQUIRED: FA-23

### PRO CAREER

- 2023: Played in 16 games, making three starts...Has compiled 47 tackles (29 solo), three tackles for loss, six passes defended, one forced fumble, and one interception returned for a touchdown...Against the Cowboys in Week 11, tallied eight tackles, three passes defended, and one tackle for loss...In Week 6 against the Dolphins, returned an interception 61 yards for a touchdown, which marked his third-career interception returned for a touchdown.
- 2022: Started in all 12 games he appeared in for the Los Angeles Rams...Tallied 67 tackles, four passes defended, one interception and one tackle for loss.
  - 2021: Played in 12 games (four starts) for the Cleveland Browns...Totaled 49 tackles, seven tackles for loss, three quarterback hits, two sacks and one pass defended.
  - 2020: Started in all 16 games for Los Angeles...Accrued 77 tackles, 10 passes defended, three interceptions (two returned for touchdowns), two forced fumbles, one fumble recovery returned for a touchdown and one tackle for loss...His three defensive touchdowns led the NFL.
  - 2019: Appeared in 14 games (nine starts) for the Rams...Tallied 41 tackles, eight passes defended, two quarterback hits and one sack.
  - 2018: Played in all 16 games (seven starts) for Los Angeles...Totaled 34 total tackles, five passes defended, two interceptions and one tackle for loss.
  - 2017: Appeared in 12 games (three starts) for the Rams...Accrued 18 tackles, four passes defended and one fumble recovery.
  - 2016: Played in 12 games (four starts) for the Los Angeles Rams...Tallied 38 tackles, two passes defended and one tackle for loss.
  - 2015: Appeared in three games for the Cincinnati Bengals...Totaled three total tackles.

### TRANSACTIONS

- Signed by the Cincinnati Bengals as an undrafted free agent (5/2/23)...Waived by Cincinnati (9/5/15)...Signed to the Bengals practice squad (9/6/15)...Waived from Cincinnati's practice squad (10/2/15)...Signed to the Bengals practice squad (10/13/15)...Waived by Cincinnati (12/24/15)...Claimed off waivers by the New England Patriots (12/25/15)...Waived by New England (12/30/15)...Claimed off waivers by the Los Angeles Rams (12/31/15)...Released by Los Angeles (11/22/16)...Signed to the Rams' practice squad (11/24/16)...Re-signed by Los Angeles (4/16/18)...Re-signed by the Rams (5/30/19)...Signed with the Cleveland Browns (3/18/21)...Traded to the Los Angeles Rams (4/30/22)...Signed by the Carolina Panthers (8/20/23)...Re-signed by Panthers (3/13/24).

### COLLEGE & PERSONAL

- Spent five seasons at Oregon (2010-14), appearing in 49 games...Recorded 169 tackles, 35 passes defended, 6.5 tackles for loss, three interceptions and three forced fumbles...As a senior, earned Second-Team All-PAC 12 after starting in all 14 games tallying 71 tackles with 19 passes defended, four tackles for loss, two forced fumbles and an interception...As a junior, played in 11 games totaling 29 total tackles with four passes defended and a forced fumble...As a sophomore, appeared in 10 games compiling 26 total tackles with five passes defended, one interception and one tackle for loss...As a freshman, appeared in 14 games tallying 43 tackles, seven passes defended, one tackle for loss and one interception...A native of Youngstown, Ohio...Attended St. Bonaventure HS.

### REGULAR SEASON COMPARISON: DEFENSIVE - NEW ORLEANS SAINTS

DATE	OPP	W/L	GP/GS	TACKLES							MISC					
				TOT	SOLO	ASST	SACK	YDS.	INT	TFL	PD	QBH	TD	FF	FR	
11/26/17	LA vs. NO	W	P	0	0	0	0.0	0.0	0	0	0	0	0	0	0	0
11/4/18	LA @ NO	L	S	4	4	0	0.0	0.0	0	0	0	0	0	0	0	0
9/15/19	LA vs. NO	W	P	0	0	0	0.0	0.0	0	0	0	0	0	0	0	0
11/20/22	LA @ NO	L	S	5	4	1	0.0	0.0	0	0	0	0	0	0	0	0
9/18/23	CAR vs. NO	L	P	2	2	0	0.0	0.0	0	0	0	0	0	0	0	0
12/10/23	CAR @ NO	L	P	2	2	0	0.0	0.0	0	0	0	0	0	0	0	0
<b>TOTALS</b>		<b>2/4</b>	<b>6/2</b>	<b>13</b>	<b>12</b>	<b>1</b>	<b>0.0</b>	<b>0.0</b>	<b>0</b>	<b>0</b>	<b>0</b>	<b>0</b>	<b>0</b>	<b>0</b>	<b>0</b>	<b>0</b>

### POSTSEASON COMPARISON: DEFENSIVE - NEW ORLEANS SAINTS

DATE	OPP	W/L	GP/GS	TACKLES							MISC					
				TOT	SOLO	ASST	SACK	YDS.	INT	TFL	PD	QBH	TD	FF	FR	
1/20/19	LA @ NO	W	P	0	0	0	0.0	0.0	0	0	0	0	0	0	0	0
<b>TOTALS</b>		<b>1/0</b>	<b>1/0</b>	<b>0</b>	<b>0</b>	<b>0</b>	<b>0.0</b>	<b>0.0</b>	<b>0</b>	<b>0</b>	<b>0</b>	<b>0</b>	<b>0</b>	<b>0</b>	<b>0</b>	<b>0</b>

## TROY HILL'S NFL REGULAR SEASON DEFENSIVE STATISTICS

DATE	TEAM	GP	GS	TACKLES							INTERCEPTIONS					O. FUMB			ST		MISC							
				TK	S	A	TFL	YDS	SK	YDS	QBH	NO	YDS	LG	TD	PD	FF	FR	TD	YDS	TK	S	A	FF	FR	S	A	
2015	Bengals	3	0	3	2	1	0	0	0.0	0.0	0	0	0	0	0	0	0	0	0	0	0	0	3	3	0	0	0	0
2015	Patriots	0	0	0	0	0	0	0	0.0	0.0	0	0	0	0	0	0	0	0	0	0	0	0	0	0	0	0	0	0
2015	Rams	0	0	0	0	0	0	0	0.0	0.0	0	0	0	0	0	0	0	0	0	0	0	0	0	0	0	0	0	0
2015	TOTAL	3	0	3	2	1	0	0	0.0	0.0	0	0	0	0	0	0	0	0	0	0	0	0	3	3	0	0	0	0
2016	Rams	12	4	38	33	5	1	6	0.0	0.0	0	0	0	0	2	0	0	0	0	0	0	2	2	0	0	0	0	0
2017	Rams	12	3	18	16	2	0	0	0.0	0.0	0	0	0	0	4	0	0	0	0	0	0	0	0	0	0	1	0	0
2018	Rams	16	7	34	29	5	1	1	0.0	0.0	0	2	7	7	0	5	0	0	0	0	0	0	0	0	0	0	0	0
2019	Rams	14	9	41	32	9	1	2	1.0	2.0	2	2	6	6	0	8	0	0	0	0	0	0	2	0	2	0	0	0
2020	Rams	16	16	77	55	22	1	2	0.0	0.0	0	3	119	84t	2	10	1	2	1	20	0	0	0	0	0	0	0	0
2021	Browns	12	4	49	34	15	7	22	2.0	13.0	3	0	0	0	0	1	0	0	0	0	0	0	0	0	0	0	0	0
2022	Rams	12	12	67	45	22	1	2	0.0	0.0	0	1	5	5	0	4	0	0	0	0	0	0	0	0	0	0	0	0
2023	Panthers	16	3	47	29	18	3	10	0.0	0.0	0	1	61	61t	1	6	1	0	0	0	0	1	1	0	0	0	0	0
NFL TOTALS		113	58	374	275	99	15	45	3.0	15.0	5	9	198	84T	3	40	2	2	1	20	8	6	2	0	1	0	0	0

## TROY HILL'S NFL POSTSEASON DEFENSIVE STATISTICS

DATE	TEAM	GP	GS	TACKLES							INTERCEPTIONS					O. FUMB			ST		MISC								
				TK	S	A	TFL	YDS	SK	YDS	QBH	NO	YDS	LG	TD	PD	FF	FR	TD	YDS	TK	S	A	FF	FR	S	A		
2017	Rams	1	1	6	5	1	1	0	0.0	0.0	0	0	0	0	0	3	0	0	0	0	0	0	0	0	0	0	0	0	0
2018	Rams	3	0	0	0	0	0	0	0.0	0.0	0	0	0	0	0	0	0	0	0	0	0	0	1	1	0	0	0	0	0
2020	Rams	2	2	4	4	0	0	0	0.0	0.0	0	0	0	0	0	1	0	0	0	0	0	0	0	0	0	0	0	0	0
NFL TOTALS		6	3	10	9	1	1	0	0.0	0.0	0	0	0	0	0	4	0	0	0	0	0	1	1	0	0	0	0	0	0

### SINGLE-GAME HIGHS: DEFENSIVE

**Total Tackles** 11 at Tampa Bay Buccaneers, Sep 25, 2016  
**Solo Tackles** 11 at Tampa Bay Buccaneers, Sep 25, 2016  
**Sacks** 2.0 at Cincinnati Bengals, Nov 07, 2021  
**Passes Defensed** 3 vs. Dallas Cowboys, Nov 19, 2023  
 ...1 more at 3.  
**Forced Fumbles** 1 vs. San Francisco 49ers, Nov 29, 2020  
**Fumble Recoveries** 1 vs. San Francisco 49ers, Nov 29, 2020  
 ...1 more at 1.

**Tackles For Loss** 3 vs. Baltimore Ravens, Dec 12, 2021  
**Interceptions** 1 at Miami Dolphins, Oct 15, 2023  
 ...8 more at 1.  
**Interception Return Yards** 84 vs. Arizona Cardinals, Jan 03, 2021  
**Special Teams Tackles** 3 at San Francisco 49ers, Dec 20, 2015  
**Special Teams Fumble Recoveries** 1 at Dallas Cowboys, Oct 01, 2017  
**Longest Opp Fumble Return** 20 vs. San Francisco 49ers, Nov 29, 2020

### SINGLE-GAME HIGHS - POSTSEASON: DEFENSIVE

**Total Tackles** 6 vs. Atlanta Falcons, Jan 06, 2018  
 2 at Green Bay Packers, Jan 16, 2021  
 2 at Seattle Seahawks, Jan 09, 2021  
**Solo Tackles** 5 vs. Atlanta Falcons, Jan 06, 2018  
 2 at Green Bay Packers, Jan 16, 2021  
 2 at Seattle Seahawks, Jan 09, 2021  
**Passes Defensed** 3 vs. Atlanta Falcons, Jan 06, 2018  
 1 at Green Bay Packers, Jan 16, 2021

**Tackles For Loss** 1 vs. Atlanta Falcons, Jan 06, 2018  
**Special Teams Tackles** 1 vs. Dallas Cowboys, Jan 12, 2019

## 2023 GAME-BY-GAME REGULAR-SEASON STATISTICS (PANTHERS)

DATE	OPPONENT	P/S	TACKLES							INTERCEPTIONS					O. FUMB			ST		MISC									
			TK	S	A	SK	YDS	TFL	YDS	QBH	NO	YDS	LG	TD	PD	FF	FR	TD	YDS	TK	S	A	FF	FR	S	A	W/L	SCORE	
09/10	at Falcons	P	1	1	0	0	0	0	1	3	0	0	0	0	0	0	0	0	0	0	0	0	0	0	0	L	10-24		
09/18	at Saints	P	2	2	0	0	0	0	0	0	0	0	0	0	0	0	0	0	0	0	0	0	0	0	0	L	17-20		
09/24	at Seahawks	P	4	2	2	0	0	0	0	0	0	0	0	0	0	0	0	0	0	0	0	0	0	0	0	L	27-37		
10/01	Vikings	P	1	1	0	0	0	0	0	0	0	0	0	0	0	0	0	0	0	0	0	0	0	0	0	L	13-21		
10/08	at Lions	P	3	1	2	0	0	0	0	0	0	0	0	0	0	0	0	0	0	0	0	0	0	0	0	L	24-42		
10/15	at Dolphins	P	3	2	1	0	0	0	0	0	0	1	61	61	1	1	0	0	0	0	0	0	0	0	0	L	21-42		
10/29	Texans	S	3	1	2	0	0	0	0	0	0	0	0	0	0	0	0	0	0	0	0	0	0	0	0	W	15-13		
11/05	Colts	P	2	1	1	0	0	0	0	0	0	0	0	0	0	0	0	0	0	0	0	0	0	0	0	L	13-27		
11/09	at Bears	P	2	1	1	0	0	0	0	0	0	0	0	0	0	0	0	0	0	0	0	0	0	0	0	L	13-16		
11/19	Cowboys	S	8	3	5	0	0	0	1	1	0	0	0	0	0	3	0	0	0	0	0	0	0	0	0	L	10-33		
11/26	at Titans	P	3	3	0	0	0	0	0	0	0	0	0	0	1	0	0	0	0	0	0	0	0	0	0	L	10-17		
12/03	at Buccaneers	S	4	3	1	0	0	0	0	0	0	0	0	0	1	0	0	0	0	0	0	0	0	0	0	L	18-21		
12/10	at Saints	P	2	2	0	0	0	0	0	0	0	0	0	0	0	0	0	0	0	0	0	0	0	0	0	L	6-28		
12/17	Falcons	P	2	2	0	0	0	0	0	0	0	0	0	0	0	1	0	0	0	0	0	0	0	0	0	W	9-7		
12/24	Packers	P	5	3	2	0	0	0	0	0	0	0	0	0	0	0	0	0	0	0	0	0	0	0	0	L	30-33		
12/31	at Jaguars																									L	0-26		
01/07	Buccaneers	P	2	1	1	0	0	0	1	6	0	0	0	0	0	0	0	0	0	0	0	0	0	0	0	L	0-9		
2023 TOTALS			16-3	47	29	18	0	0	0	3	10	0	1	61	61T	1	6	1	0	0	0	1	1	0	0	0	0	2-15	



# JAYCEE HORN

6'1" // 200

SOUTH CAROLINA  
ALPHARETTA, GA.

# 8

# CB

EXPERIENCE (YEARS)		BIRTHDATE	ACQUIRED
NFL	PANTHERS	11.26.99	D1-21
4	4		

### PRO CAREER

- 🔪 **2023:** Started six games, tallying 27 tackles (20 solo) and five passes defended. Spent Weeks 2-12 on injured reserve (hamstring). Totaled a career-high seven tackles against New Orleans in Week 14.
- 2022:** Played and started in 13 games after missing some time due to injury...Recorded 53 total tackles, including two tackles for loss and a quarterback hit...Tied for first on the team with seven passes defended and led the team in interceptions (3).
- 🔪 **2021:** Started the first three games of the season at cornerback prior to suffering a season-ending foot injury against the Houston Texans in Week 3...In three weeks, tallied five total tackles, one pass defense, and an interception.

### TRANSACTIONS

- 🔪 Selected by Carolina in the first round (8th overall) of the 2021 NFL Draft (4/29/21).

### COLLEGE & PERSONAL

- 🔪 Played three seasons at South Carolina from 2018-20...Credited with 101 career tackles, 23 pass breakups and 2 interceptions...Earned second team All-SEC honors in 2020...According to PFF, led all SEC players with just a 33% completion percentage allowed...Led the team with eight passes defended and had two interceptions...Earned Walter Camp National Defensive Player of the Week honors after making two picks and four tackles at Auburn...Averaged 1.14 passes defended per game, ranking second in the SEC...In 2019, started all 12 games...Posted 40 tackles with nine pass breakups and two forced fumbles...Earned SEC All-Freshman honors in 2018, posting 45 tackles with 2.0 sacks and eight pass breakups...Tied for the SEC lead among freshmen with 4.0 tackles for loss...Became just the seventh true freshman to start in the season opener for South Carolina since the 2009 season...Went to Alpharetta HS in Alpharetta, Ga...Son of former NFL wide receiver Joe Horn.

### JAYCEE HORN'S NFL REGULAR SEASON DEFENSIVE STATISTICS

DATE	TEAM	GP	GS	TACKLES							INTERCEPTIONS				O. FUMB			ST			MISC						
				TK	S	A	TFL	YDS	SK	YDS	QBH	NO	YDS	LG	TD	PD	FF	FR	TD	YDS	TK	S	A	FF	FR	S	A
2021	Panthers	3	3	5	3	2	0	0	0.0	0.0	0	1	13	13	0	1	0	0	0	0	0	0	0	0	0	0	0
2022	Panthers	13	13	53	37	16	2	2	0.0	0.0	1	3	49	31	0	7	0	0	0	0	0	0	0	0	0	0	0
2023	Panthers	6	6	27	21	6	1	0	0.0	0.0	0	0	0	0	0	5	0	0	0	0	0	0	0	0	0	0	0
<b>NFL TOTALS</b>		<b>22</b>	<b>22</b>	<b>85</b>	<b>61</b>	<b>24</b>	<b>3</b>	<b>2</b>	<b>0.0</b>	<b>0.0</b>	<b>1</b>	<b>4</b>	<b>62</b>	<b>31</b>	<b>0</b>	<b>13</b>	<b>0</b>	<b>0</b>	<b>0</b>	<b>0</b>	<b>0</b>	<b>0</b>	<b>0</b>	<b>0</b>	<b>0</b>	<b>0</b>	<b>0</b>

### SINGLE-GAME HIGHS: DEFENSIVE

- Total Tackles** 7 at New Orleans Saints, Dec 10, 2023
- Solo Tackles** 7 at New Orleans Saints, Dec 10, 2023
- Passes Defensed** 3 vs. Tampa Bay Buccaneers, Jan 07, 2024  
...1 more at 3.

- Tackles For Loss** 1 vs. Atlanta Falcons, Dec 17, 2023  
...2 more at 1.
- Interceptions** 1 vs. Atlanta Falcons, Nov 10, 2022  
...2 more at 1.
- Interception Return Yards** 18 vs. Atlanta Falcons, Nov 10, 2022

**2023 GAME-BY-GAME REGULAR-SEASON STATISTICS (PANTHERS)**

DATE	OPPONENT	P/S	TACKLES							INTERCEPTIONS				O. FUMB			ST			MISC		W/L	SCORE				
			TK	S	A	SK	YDS	TFL	YDS	QBH	NO	YDS	LG	TD	PD	FF	FR	TD	YDS	TK	S			A	FF	FR	S
09/10	at Falcons	S	1	0	1	0.0	0.0	0	0	0	0	0	0	0	0	0	0	0	0	0	0	0	0	0	0	L	10-24
09/18	Saints																								L	17-20	
09/24	at Seahawks																								L	27-37	
10/01	Vikings																								L	13-21	
10/08	at Lions																								L	24-42	
10/15	at Dolphins																								L	21-42	
10/29	Texans																								W	15-13	
11/05	Colts																								L	13-27	
11/09	at Bears																								L	13-16	
11/19	Cowboys																								L	10-33	
11/26	at Titans																								L	10-17	
12/03	at Buccaneers	S	5	4	1	0.0	0.0	0	0	0	0	0	0	1	0	0	0	0	0	0	0	0	0	0	0	L	18-21
12/10	at Saints	S	7	7	0	0.0	0.0	0	0	0	0	0	0	1	0	0	0	0	0	0	0	0	0	0	0	L	6-28
12/17	Falcons	S	6	5	1	0.0	0.0	1	0	0	0	0	0	0	0	0	0	0	0	0	0	0	0	0	0	W	9-7
12/24	Packers	S	3	1	2	0.0	0.0	0	0	0	0	0	0	0	0	0	0	0	0	0	0	0	0	0	0	L	30-33
12/31	at Jaguars																								L	0-26	
01/07	Buccaneers	S	5	4	1	0.0	0.0	0	0	0	0	0	0	3	0	0	0	0	0	0	0	0	0	0	0	L	0-9
<b>2023 TOTALS</b>			<b>6-6</b>	<b>27</b>	<b>21</b>	<b>6</b>	<b>0.0</b>	<b>0.0</b>	<b>1</b>	<b>0</b>	<b>0</b>	<b>0</b>	<b>0</b>	<b>5</b>	<b>0</b>	<b>0</b>	<b>0</b>	<b>0</b>	<b>0</b>	<b>0</b>	<b>0</b>	<b>0</b>	<b>0</b>	<b>0</b>	<b>0</b>	<b>2-15</b>	



**CHUBA  
HUBBARD**

**6'1" // 210**

**OKLAHOMA STATE  
ALBERTA, CANADA**

**30**

**RB**

EXPERIENCE (YEARS)

**NFL**

**PANTHERS**

**4**

**4**

BIRTHDATE

**6.11.99**

ACQUIRED

**D4-21**

**PRO CAREER**

- 2023:** Appeared in 17 games, a career-high 12 starts...Has totaled single-season career highs in attempts (238) and yards (902) and tied a career-high with five rushing touchdowns. Has also totaled career highs in receptions (39) and receiving yards (233)...In Week 15 versus Atlanta, recorded 87 rushing yards on 22 attempts (4.0 avg) marking the first time rushing 80+ yards in three-consecutive games...Against Tampa Bay in Week 13, finished the game with 104 rushing yards on 25 carries and a career-high two rushing touchdowns. Was just the second 100-yard rushing performance allowed by Tampa Bay. In Week 6, rushed for a then season-high 88 yards on 19 carries and scored first touchdown of the season.
- 2022:** Saw action in 15 games with two starts...Finished the season with 95 carries for 466 yards and two touchdowns...Posted a career-high 125 yards on 12 carries (10.42 avg) in Week 16 against the Detroit Lions...Since Week Seven of the season, averaged 4.9 yards per carry on 89 carries after having just six carries the first six games of the year.
- 2021:** Saw action in all 17 games of 2021 and made 10 starts...Finished the season with 172 carries for 612 yards and five touchdowns...His five rushing touchdowns tied for second league-wide among rookie RBs...His 612 rushing yards finished 5th league-wide among rookie RBs...Contributed to the passing attack with 174 yards on 25 catches and a touchdown...Surpassed the century-mark for the first time in his career in Week 5 against the Philadelphia Eagles, recording 101 yards on 24 carries.

**TRANSACTIONS**

- Selected by Carolina in the fourth round (126th overall) of the 2021 NFL Draft.

**COLLEGE & PERSONAL**

- Played for Oklahoma State from 2018-20, putting together a record season in 2019...Totaled 3,459 rushing yards and 33 rushing touchdowns in career...Finished career ranked fourth in program history in rushing yards per game...Led all FBS with 2,094 rushing yards and 21 rushing touchdowns in 2019...Named consensus First Team All-American, Big 12 Offensive Player of the Year, and a finalist for the Walter Camp Player of the Year Award & Doak Walker Award in 2019...Battled injuries in 2020, but still earned second-team All-Big 12 honors...Finished with 625 rushing yards and five rushing touchdowns...In 2018, posted 9 total touchdowns, the most by any Oklahoma State freshman since 2004...Grew up in Sherwood Park, Alberta, Canada.

**CHUBA HUBBARD'S NFL REGULAR SEASON RUSHING/RECEIVING STATISTICS**

DATE	TEAM	RUSHING							RECEIVING				
		GP	GS	NO.	YDS.	AVG.	LG	TD	NO.	YDS.	AVG.	LG	TD
2021	Panthers	17	10	172	612	3.6	26	5	25	174	7.0	33	1
2022	Panthers	15	2	95	466	4.9	35	2	14	171	12.2	45	0
2023	Panthers	17	12	238	902	3.8	22	5	39	233	6.0	25	0
<b>NFL TOTALS</b>		<b>49</b>	<b>24</b>	<b>505</b>	<b>1,980</b>	<b>3.9</b>	<b>35</b>	<b>12</b>	<b>78</b>	<b>578</b>	<b>7.4</b>	<b>45</b>	<b>1</b>

**CHUBA HUBBARD'S NFL REGULAR SEASON RETURN STATISTICS**

DATE	TEAM	KICKOFF RETURNS					PUNT RETURNS					
		RET.	YDS.	AVG.	LG	TD	NO.	FC	YDS.	AVG.	LG	TD
2021	Panthers	1	21	21.0	21	0	0	0	0	0.0	0	0
2022	Panthers	5	104	20.8	36	0	0	0	0	0.0	0	0
2023	Panthers	0	0	0.0	0	0	0	0	0	0.0	0	0
<b>NFL TOTALS</b>		<b>6</b>	<b>125</b>	<b>20.8</b>	<b>36</b>	<b>0</b>	<b>0</b>	<b>0</b>	<b>0</b>	<b>0.0</b>	<b>0</b>	<b>0</b>

## SINGLE-GAME HIGHS: RUSHING/RECEIVING

<b>Rush Attempts</b>	25 at Tampa Bay Buccaneers, Dec 03, 2023
<b>Rushing Yards</b>	125 vs. Detroit Lions, Dec 24, 2022
<b>Rushing Average</b>	10.4 vs. Detroit Lions, Dec 24, 2022
<b>Longest Runs</b>	35 vs. Detroit Lions, Dec 24, 2022
<b>Rushing TDs</b>	2 at Tampa Bay Buccaneers, Dec 03, 2023
<b>Receptions</b>	5 at Tennessee Titans, Nov 26, 2023 ...2 more at 5.
<b>Receiving Yards</b>	57 vs. Pittsburgh Steelers, Dec 18, 2022
<b>Receiving Average</b>	19.0 vs. Pittsburgh Steelers, Dec 18, 2022
<b>Longest Receptions</b>	45 vs. Pittsburgh Steelers, Dec 18, 2022

<b>Receiving TDs</b>	1 at Tampa Bay Buccaneers, Jan 09, 2022
<b>All-Purpose Yards</b>	134 vs. Philadelphia Eagles, Oct 10, 2021
<b>Kickoff Returns</b>	3 at New York Giants, Sep 18, 2022
<b>Kickoff Return Yards</b>	75 at New York Giants, Sep 18, 2022
<b>Longest Kickoff Return</b>	36 at New York Giants, Sep 18, 2022
<b>Kickoff Return Average</b>	25.0 at New York Giants, Sep 18, 2022
<b>Most TDs</b>	2 at Tampa Bay Buccaneers, Dec 03, 2023
<b>Miscellaneous Tackles</b>	1 at New Orleans Saints, Jan 02, 2022

## 100-YARD RUSHING GAMES (3): REGULAR SEASON

DATE	TEAM	ATT.	YDS.	AVG.	LG	TD
10/10/21	EAGLES	24	101	4.2	26	0
12/24/22	LIIONS	12	125	10.4	35	0
12/03/23	at Buccaneers	25	104	4.2	17	2

## 2023 GAME-BY-GAME REGULAR-SEASON STATISTICS (PANTHERS)

DATE	OPPONENT	P/S	RUSHING					RECEIVING					TD	W/L	SCORE
			NO.	YDS.	AVG.	LG	TD	NO.	YDS.	AVG.	LG	TD			
09/10	at Falcons	P	9	60	6.7	21	0	2	9	4.5	7	0	L	10-24	
09/18	Saints	P	2	16	8.0	14	0	5	34	6.8	11	0	L	17-20	
09/24	at Seahawks	P	1	2	2.0	2	0	2	2	1.0	1	0	L	27-37	
10/01	Vikings	P	14	41	2.9	7	0	2	12	6.0	12	0	L	13-21	
10/08	at Lions	P	9	35	3.9	6	0	1	0	0.0	0	0	L	24-42	
10/15	at Dolphins	S	19	88	4.6	19	1	1	2	2.0	2	0	L	21-42	
10/29	Texans	S	15	28	1.9	8	0	2	26	13.0	14	0	W	15-13	
11/05	Colts	S	16	58	3.6	20	0	4	9	2.3	4	0	L	13-27	
11/09	at Bears	S	9	23	2.6	9	0	2	16	8.0	10	0	L	13-16	
11/19	Cowboys	S	10	57	5.7	14	0	2	8	4.0	6	0	L	10-33	
11/26	at Titans	S	14	45	3.2	15	1	5	47	9.4	25	0	L	10-17	
12/03	at Buccaneers	S	25	104	4.2	17	2	0	0	0.0	0	0	L	18-21	
12/10	at Saints	S	23	87	3.8	13	0	2	9	4.5	6	0	L	6-28	
12/17	Falcons	S	22	87	4.0	22	0	2	16	8.0	10	0	W	9-7	
12/24	Packers	S	16	43	2.7	13	1	1	8	8.0	8	0	L	30-33	
12/31	at Jaguars	S	11	45	4.1	7	0	4	26	6.5	8	0	L	0-26	
01/07	Buccaneers	S	23	83	3.6	17	0	2	9	4.5	8	0	L	0-9	
<b>2023 TOTALS</b>		<b>17-12</b>	<b>238</b>	<b>902</b>	<b>3.8</b>	<b>22</b>	<b>5</b>	<b>39</b>	<b>233</b>	<b>6.0</b>	<b>25</b>	<b>0</b>	<b>2-15</b>		



# ROBERT HUNT

6'6" // 335

LOUISIANA-LAFAYETTE  
BURKEVILLE, TEXAS

# 50

# G

EXPERIENCE (YEARS)		BIRTHDATE	ACQUIRED
NFL	PANTHERS	8.25.96	FA-24
5	1		

## PRO CAREER

- **2023:** Appeared in 11 games (10 starts) for the Miami Dolphins at right guard...According to Pro Football Focus, allowed just five pressures, one quarterback hit, one sack and two penalties...Contributed to the Dolphins offense that ranked first in yards per game (401.3), first in passing yards per game (265.5), second in yards per play (6.5), tied-for-second in points scored per game (27.5) and tied-for-fourth in sacks allowed (31)...In Week 3 against the Denver Broncos, he started at right guard for an offense that produced team records in points (70), rushing yards (350) and total yards (726)...Helped block for RB Raheem Mostert who tallied 21 total touchdowns with 18 coming on the ground, both of which being Dolphin records...Protected QB Tua Tagovailoa en route to a league-leading 4,624 passing yards, while also ranking fifth in completion percentage (69.3), fifth in passer rating (101.1) and tied-for-fifth in passing touchdowns (29).
- **2022:** Started in all 17 games for Miami at right guard...Contributed to an offense that ranked second in yards per play (6.1), fourth in passing yards per game (265.4), sixth in yards per game (364.5) and tied-for-ninth in sacks allowed (35)...Blocked for QB Tua Tagovailoa who led the league in passer rating (105.5) and tied for first in touchdown percentage (6.3%).
- **2021:** Started in all 17 games for the Dolphins at right guard.
- **2020:** Played in all 16 games, including 11 starts at right tackle.

## TRANSACTIONS

- Drafted by the Miami Dolphins in the second round (39th overall) of the 2020 NFL Draft (7/21/20)...Signed by the Carolina Panthers (3/13/24).

## COLLEGE & PERSONAL

- Played five seasons at Louisiana-Lafayette (2015-19) and started in all 45 games he played as a Ragin' Cajun...In 2019, started in seven games and earned First Team All-Sun Belt and First Team All-Louisiana honors...Helped the offense rank fifth nationally and first in the Sun Belt in sacks allowed (1.07)...The offense finished third in the nation with 6.28 yards per carry...In 2018, started in all 14 games and was named an All-Sun Belt Second Team selection...A native of Burkeville, Texas...Attended Burkeville HS.

## ROBERT HUNT'S NFL REGULAR SEASON STATISTICS

DATE	TEAM	GP	GS
2020	Dolphins	15	10
2021	Dolphins	17	17
2022	Dolphins	17	17
2023	Dolphins	11	10
NFL TOTALS		60	54

## ROBERT HUNT'S NFL POSTSEASON STATISTICS

DATE	TEAM	GP	GS
2022	Dolphins	1	1
2023	Dolphins	1	1
NFL TOTALS		2	2



### 2023 GAME-BY-GAME REGULAR-SEASON STATISTICS (DOLPHINS)

DATE	OPPONENT	P/S	W/L	SCORE
09/10	at Chargers	S	W	36-34
09/17	at Patriots	S	W	24-17
09/24	Broncos	S	W	70-20
10/01	at Bills	S	L	20-48
10/08	Giants	S	W	31-16
10/15	Panthers	S	W	42-21
10/22	at Eagles	S	L	17-31
10/29	Patriots	S	W	31-17
11/05	at Chiefs		L	14-21
11/19	Raiders		W	20-13
11/24	at Jets	P	W	34-13
12/03	at Commanders	S	W	45-15
12/11	Titans		L	27-28
12/17	Jets		W	30-0
12/24	Cowboys		W	22-20
12/31	at Ravens		L	19-56
01/07	Bills	S	L	14-21
<b>2023 TOTALS</b>		<b>11-10</b>	<b>11-6</b>	

### 2023 GAME-BY-GAME POSTSEASON STATISTICS (DOLPHINS)

DATE	OPPONENT	P/S	W/L	SCORE
01/13	at Chiefs	S	L	7-26
<b>2023 TOTALS</b>		<b>1-1</b>	<b>0-1</b>	



**THOMAS  
INCOOM**

**6'4" // 265**

**CENTRAL MICHIGAN  
STONE MOUNTAIN, GA.**

**48  
OLB**

EXPERIENCE (YEARS)

NFL

PANTHERS

1

BIRTHDATE

2.1.99

ACQUIRED

FA-24

## PRO CAREER

- 2023: Played in four games with the Broncos as a rookie...Totalled two tackles (one solo)... Made his NFL debut against the Commanders in Week 2...Made first career tackle at Miami in Week 3.

### TRANSACTIONS

- Signed as an undrafted free agent by the Denver Broncos (5/12/23)...Released by Denver (8/27/24)...Signed to the Carolina Panthers practice squad (8/29/24).

### COLLEGE & PERSONAL

Played four years at the collegiate level, spending two seasons at Central Michigan University (2021-22) and two years at Valdosta St. (2018-19)...Played a total of 50 games (26 starts), racking up 145 tackles (69 solo), 24.5 sacks (217 yds.), two passes defended, five forced fumbles and three fumble recoveries...While at Central Michigan University, played in 25 games (14 starts) in two seasons with the Chippewas (2021-22)...Totalled 84 tackles (47 solo), 15.5 sacks (116 yds.), one forced fumble and two fumble recoveries with Central Michigan...Started all 12 games played in 2022 and was named first-team All-Mid-American Conference after totaling 56 tackles (31 solo), 11.5 sacks (72 yds.), one forced fumble and two fumble recoveries...Ranked fourth in the nation and second in the MAC in sacks while ranking seventh in the country and second in the conference in tackles for loss (19)...Prior to his two seasons at Central Michigan, played two years at Valdosta State (2018-19)...Appeared in 25 games (12 starts) with the Blazers and tallied 61 tackles (22 solo), 13.0 sacks (101 yds.), four forced fumbles, one fumble recovery and two passes defended...Started 9-of-11 games in 2019 and was named to the first-team All-Gulf South Conference after making 33 tackles (15 solo), 9.5 sacks (68 yds.), four forced fumbles, one fumble recovery and two passes defended...Ranked 16th in the nation and second in the conference in sacks per game (0.86)...Played in 14 games (three starts) as a redshirt freshman in 2018, making 28 tackles (seven solo) and 3.5 sacks (33 yds.)...A native of Stone Mountain, Ga....Attended Stone Mountain High School.

### THOMAS INCOOM'S NFL REGULAR SEASON DEFENSIVE STATISTICS

DATE	TEAM	GP	TACKLES							INTERCEPTIONS							O. FUMB					ST					MISC				
			GS	TK	S	A	TFL	YDS	SK	YDS	QBH	NO	YDS	LG	TD	PD	FF	FR	TD	YDS	TK	S	A	FF	FR	S	A				
2023	Broncos	4	0	2	1	1	0	0	0.0	0.0	0	0	0	0	0	0	0	0	0	0	0	0	0	0	0	0	0				
<b>NFL TOTALS</b>		<b>4</b>	<b>0</b>	<b>2</b>	<b>1</b>	<b>1</b>	<b>0</b>	<b>0</b>	<b>0.0</b>	<b>0.0</b>	<b>0</b>	<b>0</b>	<b>0</b>	<b>0</b>	<b>0</b>	<b>0</b>	<b>0</b>	<b>0</b>	<b>0</b>	<b>0</b>	<b>0</b>	<b>0</b>	<b>0</b>	<b>0</b>	<b>0</b>	<b>0</b>					

### 2023 GAME-BY-GAME REGULAR-SEASON STATISTICS (BRONCOS)

DATE	OPPONENT	P/S	TACKLES							INTERCEPTIONS							O. FUMB					ST					MISC				
			TK	S	A	SK	YDS	TFL	YDS	QBH	NO	YDS	LG	TD	PD	FF	FR	TD	YDS	TK	S	A	FF	FR	S	A					
09/10	Raiders																										L	16-17			
09/17	Commanders	P	0	0	0	0.0	0.0	0	0	0	0	0	0	0	0	0	0	0	0	0	0	0	0	0	0	0	0	L	33-35		
09/24	at Dolphins	P	1	1	0	0.0	0.0	0	0	0	0	0	0	0	0	0	0	0	0	0	0	0	0	0	0	0	L	20-70			
10/01	at Bears	P	0	0	0	0.0	0.0	0	0	0	0	0	0	0	0	0	0	0	0	0	0	0	0	0	0	0	W	31-28			
10/08	Jets																									L	21-31				
10/12	at Chiefs																									L	8-19				
10/22	Packers																									W	19-17				
10/29	Chiefs																									W	24-9				
11/13	at Bills																									W	24-22				
11/19	Vikings																									W	21-20				
11/26	Browns																									W	29-12				
12/03	at Texans																									L	17-22				
12/10	at Chargers																									W	24-7				
12/16	at Lions	P	1	0	1	0.0	0.0	0	0	0	0	0	0	0	0	0	0	0	0	0	0	0	0	0	0	0	L	17-42			
12/24	Patriots																									L	23-26				
12/31	Chargers																									W	16-9				
01/07	at Raiders																									L	14-27				
<b>2023 TOTALS</b>		<b>4-0</b>	<b>2</b>	<b>1</b>	<b>1</b>	<b>0.0</b>	<b>0.0</b>	<b>0</b>	<b>0</b>	<b>0</b>	<b>0</b>	<b>0</b>	<b>0</b>	<b>0</b>	<b>0</b>	<b>0</b>	<b>0</b>	<b>0</b>	<b>0</b>	<b>0</b>	<b>0</b>	<b>0</b>	<b>0</b>	<b>0</b>	<b>0</b>	<b>0</b>	<b>0</b>	<b>8-9</b>			

### PRO CAREER

- 2023: Played in 15 games with six starts during the regular season and started two postseason games with the Buffalo Bills...Recorded 37 tackles, one forced fumble and five passes defended...In his two playoffs games, he posted two tackles and four passes defended...In Week 5 against Jacksonville (10/8/24), he finished the game with one pass defended and tied a single-game career high with eight tackles.
- 2022: Appeared in 15 games with 14 starts in the regular season and played in two games with one start during the playoffs for the Buffalo Bills...Logged career highs in tackles (57) and passes defended (12), while he collected two interceptions, one tackle for loss and one forced fumble...During the postseason, he notched four tackles and one pass defended.
- 2021: Saw action in 17 games with 13 starts during the regular season and started in two postseason games for the Buffalo Bills...Registered 37 tackles, six passes defended and three special teams tackles.
- 2020: Played in five games with two starts during his rookie season for the Buffalo Bills...Notched 15 tackles, five passes defended, one tackle for loss, one fumble recovery, and one interception...In his first NFL start in Week 7 versus the Jets, he intercepted quarterback Sam Darnold.

### TRANSACTIONS

- Drafted by the Buffalo Bills in the seventh round (239th overall) of the 2020 NFL Draft (5/7/20)...Placed on the Reserve/Non-Football Injury List COVID-19 (7/30/20)...Reinstated (8/6/20)...Released by Buffalo (9/5/20)...Signed to Buffalo's practice squad (9/6/20)...Signed by Buffalo (1/26/21)...Re-signed by Buffalo (3/17/23)...Signed by the Carolina Panthers (3/13/24).

### COLLEGE & PERSONAL

- Played four seasons at Pittsburgh from 2015-2019 where he started in 41 of his 50 games played...Totaled 148 tackles (113 solo), nine tackles for loss, 1.5 sacks, four interceptions, 43 passes defended, four forced fumbles and two fumble recoveries...In 2019, started in all 13 games played and recorded 43 tackles (30 solo), three tackles for loss, 0.5 sacks, one interception and 12 passes defended...Selected to the All-ACC (second team) and was a three-time Pro Football Focus ACC Team of the Week honoree...In 2018, started all 13 games and led the Panthers with 14 passes defended and four forced fumbles...Finished with 47 tackles (38 solo) and a team-leading 14 passes defended and four fumbles...Received Honorable Mention All-ACC recognition...In 2017, started 12 games and tallied 40 tackles (36 solo), two tackles for loss, 1.0 sack, two interceptions and 11 passes defended...In 2016, started three of the 12 games he appeared in and recorded 18 tackles (nine solo), one interception and five passes defended...Redshirted his freshman season in 2015...A native of Coraopolis, Pa...Attended Cornell High School while playing football for Quaker Valley High School.

### DANE JACKSON'S NFL REGULAR SEASON DEFENSIVE STATISTICS

DATE	TEAM	GP	GS	TACKLES							INTERCEPTIONS					O. FUMB			ST			MISC						
				TK	S	A	TFL	YDS	SK	YDS	QBH	NO	YDS	LG	TD	PD	FF	FR	TD	YDS	TK	S	A	FF	FR	S	A	
2020	Bills	5	2	15	13	2	1	1	0.0	0.0	0	1	6	6	0	5	0	1	0	0	0	0	0	0	0	0	0	0
2021	Bills	17	6	37	30	7	0	0	0.0	0.0	0	0	0	0	6	0	0	0	0	4	3	1	0	0	0	0	0	
2022	Bills	15	14	57	49	8	1	6	0.0	0.0	0	2	13	11	0	12	1	0	0	0	0	0	0	0	0	0	0	
2023	Bills	15	6	37	32	5	0	0	0.0	0.0	0	0	0	0	5	1	0	0	0	2	2	0	0	0	0	0	0	
<b>NFL TOTALS</b>		<b>52</b>	<b>28</b>	<b>146</b>	<b>124</b>	<b>22</b>	<b>2</b>	<b>7</b>	<b>0.0</b>	<b>0.0</b>	<b>0</b>	<b>3</b>	<b>19</b>	<b>11</b>	<b>0</b>	<b>28</b>	<b>2</b>	<b>1</b>	<b>0</b>	<b>0</b>	<b>6</b>	<b>5</b>	<b>1</b>	<b>0</b>	<b>0</b>	<b>0</b>	<b>0</b>	<b>0</b>

### DANE JACKSON'S NFL POSTSEASON DEFENSIVE STATISTICS

DATE	TEAM	GP	GS	TACKLES							INTERCEPTIONS					O. FUMB			ST			MISC					
				TK	S	A	TFL	YDS	SK	YDS	QBH	NO	YDS	LG	TD	PD	FF	FR	TD	YDS	TK	S	A	FF	FR	S	A
2020	Bills	0	0	0	0	0	0	0	0.0	0.0	0	0	0	0	0	0	0	0	0	0	0	0	0	0	0	0	0
2021	Bills	2	2	10	9	1	1	3	0.0	0.0	0	0	0	0	0	0	0	0	0	0	0	0	0	0	0	0	0
2022	Bills	2	1	4	2	2	0	0	0.0	0.0	0	0	0	0	1	0	0	0	0	0	0	0	0	0	0	0	0
2023	Bills	2	2	2	1	1	0	0	0.0	0.0	0	0	0	0	4	0	0	0	0	0	0	0	0	0	0	0	0
<b>NFL TOTALS</b>		<b>6</b>	<b>5</b>	<b>16</b>	<b>12</b>	<b>4</b>	<b>1</b>	<b>3</b>	<b>0.0</b>	<b>0.0</b>	<b>0</b>	<b>0</b>	<b>0</b>	<b>0</b>	<b>5</b>	<b>0</b>	<b>0</b>	<b>0</b>	<b>0</b>	<b>0</b>	<b>0</b>	<b>0</b>	<b>0</b>	<b>0</b>	<b>0</b>	<b>0</b>	<b>0</b>

## SINGLE-GAME HIGHS: DEFENSIVE

**Total Tackles** 8 vs. Jacksonville Jaguars, Oct 08, 2023  
...1 more at 8.

**Solo Tackles** 7 at New England Patriots, Oct 22, 2023  
...1 more at 7.

**Passes Defensed** 3 at Cincinnati Bengals, Nov 05, 2023

**Forced Fumbles** 1 vs. Las Vegas Raiders, Sep 17, 2023  
...1 more at 1.

**Fumble Recoveries** 1 at Arizona Cardinals, Nov 15, 2020

**Tackles For Loss** 1 vs. Minnesota Vikings, Nov 13, 2022  
...1 more at 1.

**Interceptions** 1 vs. Minnesota Vikings, Nov 13, 2022  
...2 more at 1.

**Interception Return Yards** 6 at New York Jets, Oct 25, 2020

**Special Teams Tackles** 1 at New York Jets, Nov 14, 2021  
...3 more at 1.

## SINGLE-GAME HIGHS - POSTSEASON: DEFENSIVE

**Total Tackles** 7 at Kansas City Chiefs, Jan 23, 2022  
3 vs. Miami Dolphins, Jan 15, 2023  
3 vs. New England Patriots, Jan 15, 2022  
1 vs. Kansas City Chiefs, Jan 21, 2024  
1 vs. Pittsburgh Steelers, Jan 15, 2024  
...1 more at 1.

**Solo Tackles** 6 at Kansas City Chiefs, Jan 23, 2022  
3 vs. New England Patriots, Jan 15, 2022  
1 vs. Pittsburgh Steelers, Jan 15, 2024  
1 vs. Cincinnati Bengals, Jan 22, 2023  
1 vs. Miami Dolphins, Jan 15, 2023

**Passes Defensed** 3 vs. Pittsburgh Steelers, Jan 15, 2024  
1 vs. Kansas City Chiefs, Jan 21, 2024  
1 vs. Cincinnati Bengals, Jan 22, 2023


**Tackles For Loss** 1 at Kansas City Chiefs, Jan 23, 2022

## 2023 GAME-BY-GAME REGULAR-SEASON STATISTICS (BILLS)

DATE	OPPONENT	P/S	TACKLES							INTERCEPTIONS				O. FUMB			ST			MISC		SCORE						
			TK	S	A	SK	YDS	TFL	YDS	QBH	NO	YDS	LG	TD	PD	FF	FR	TD	YDS	TK	S		A	FF	FR	S	A	W/L
09/11	at Jets	P	0	0	0	0.0	0.0	0	0	0	0	0	0	0	0	0	0	0	1	1	0	0	0	0	0	0	L	16-22+
09/17	Raiders	P	1	1	0	0.0	0.0	0	0	0	0	0	0	0	1	0	0	0	1	1	0	0	0	0	0	0	W	38-10
09/24	at Commanders	P	1	1	0	0.0	0.0	0	0	0	0	0	0	0	0	0	0	0	0	0	0	0	0	0	0	0	W	37-3
10/01	Dolphins	P	4	4	0	0.0	0.0	0	0	0	0	0	0	0	0	0	0	0	0	0	0	0	0	0	0	0	W	48-20
10/08	Jaguars	S	8	6	2	0.0	0.0	0	0	0	0	0	0	1	0	0	0	0	0	0	0	0	0	0	0	0	L	20-25
10/15	Giants		ON INACTIVE LIST																				W	14-9				
10/22	at Patriots	S	7	7	0	0.0	0.0	0	0	0	0	0	0	0	0	0	0	0	0	0	0	0	0	0	0	0	L	25-29
10/26	Buccaneers	S	5	3	2	0.0	0.0	0	0	0	0	0	0	0	0	0	0	0	0	0	0	0	0	0	0	0	W	24-18
11/05	at Bengals	S	3	3	0	0.0	0.0	0	0	0	0	0	0	3	0	0	0	0	0	0	0	0	0	0	0	0	L	18-24
11/13	Broncos	S	4	3	1	0.0	0.0	0	0	0	0	0	0	0	0	0	0	0	0	0	0	0	0	0	0	0	L	22-24
11/19	Jets	S	1	1	0	0.0	0.0	0	0	0	0	0	0	0	0	0	0	0	0	0	0	0	0	0	0	0	W	32-6
11/26	at Eagles		ON INACTIVE LIST																				L	34-37+				
12/10	at Chiefs	P	0	0	0	0.0	0.0	0	0	0	0	0	0	0	0	0	0	0	0	0	0	0	0	0	0	0	W	20-17
12/17	Cowboys	P	0	0	0	0.0	0.0	0	0	0	0	0	0	0	0	0	0	0	0	0	0	0	0	0	0	0	W	31-10
12/23	at Chargers	P	0	0	0	0.0	0.0	0	0	0	0	0	0	0	0	0	0	0	0	0	0	0	0	0	0	0	W	24-22
12/31	Patriots	P	0	0	0	0.0	0.0	0	0	0	0	0	0	0	0	0	0	0	0	0	0	0	0	0	0	0	W	27-21
01/07	at Dolphins	P	3	3	0	0.0	0.0	0	0	0	0	0	0	1	0	0	0	0	0	0	0	0	0	0	0	0	W	21-14
<b>2023 TOTALS</b>			<b>15-6</b>	<b>37</b>	<b>32</b>	<b>5</b>	<b>0.0</b>	<b>0.0</b>	<b>0</b>	<b>0</b>	<b>0</b>	<b>0</b>	<b>0</b>	<b>5</b>	<b>1</b>	<b>0</b>	<b>0</b>	<b>0</b>	<b>2</b>	<b>2</b>	<b>0</b>	<b>0</b>	<b>0</b>	<b>0</b>	<b>0</b>	<b>0</b>	<b>11-6</b>	
+ - Overtime																												

## 2023 GAME-BY-GAME POSTSEASON STATISTICS (BILLS)

DATE	OPPONENT	P/S	TACKLES							INTERCEPTIONS				O. FUMB			ST			MISC		SCORE						
			TK	S	A	SK	YDS	TFL	YDS	QBH	NO	YDS	LG	TD	PD	FF	FR	TD	YDS	TK	S		A	FF	FR	S	A	W/L
01/15	Steelers	S	1	1	0	0.0	0.0	0	0	0	0	0	0	3	0	0	0	0	0	0	0	0	0	0	0	0	W	31-17
01/21	Chiefs	S	1	0	1	0.0	0.0	0	0	0	0	0	0	1	0	0	0	0	0	0	0	0	0	0	0	0	L	24-27
<b>2023 TOTALS</b>			<b>2-2</b>	<b>2</b>	<b>1</b>	<b>1</b>	<b>0.0</b>	<b>0.0</b>	<b>0</b>	<b>0</b>	<b>0</b>	<b>0</b>	<b>0</b>	<b>4</b>	<b>0</b>	<b>0</b>	<b>0</b>	<b>0</b>	<b>0</b>	<b>0</b>	<b>0</b>	<b>0</b>	<b>0</b>	<b>0</b>	<b>0</b>	<b>0</b>	<b>1-1</b>	



**MIKE JACKSON**

**6'1" // 212**

**MIAMI  
BIRMINGHAM, ALA.**

**2**

**CB**

**EXPERIENCE (YEARS)**

**NFL**

**PANTHERS**

**4**

**1**

**BIRTHDATE**

**1.10.97**

**ACQUIRED**

**TR-24 SEA**

**PRO CAREER**

- 2023: Appeared in all 17 games for the Seattle Seahawks, making four starts...Recorded 34 total tackles, including two tackles for loss...Tallied five passes defended.
- 2022: Started and played in all 17 games for the Seahawks...Finished the season with 75 total tackles, three tackles for loss and a quarterback hit...Recorded an interception and two fumble recoveries...His 12 passes defended tied for 10th-most in the NFC.
- 2021: Played in two games for the Seahawks...Recorded two tackles.
- 2020: Appeared in one game for the New England Patriots.
- 2019: Played in one game for the Detroit Lions.

**TRANSACTIONS**

- Drafted by the Dallas Cowboys in the fifth round (158th overall) of the 2019 NFL Draft...Released by Dallas (8/31/19)...Signed to Dallas' practice squad (9/2/19)...Signed by Detroit (10/30/19)...Traded to New England (8/9/20)...Released by the Patriots (9/3/20)...Signed to New England's practice squad (9/28/20)...Released by New England (8/31/21)...Signed to Seattle's practice squad (9/2/21)...Signed by Seattle (1/10/22)...Re-signed by Seattle (4/17/23)...Re-signed by Seattle (3/13/24)...Traded to Carolina (8/22/24).

**COLLEGE & PERSONAL**

- Saw action in 51 career games at Miami (2015-18)...As a senior in 2018, earned All-ACC Honorable Mention recognition after starting all 13 games and totaling 42 total tackles...Tallied 3.5 tackles for loss, 2.5 sacks and six passes defended...In 2017, saw action in all 13 games (10 starts)...Finished the season with 43 tackles...Selected to All-ACC Second Team...Tied for the team lead with four interceptions and added five passes defended...Played in 12 games as a sophomore (2016)...Totaled seven tackles, one pass defended and one fumble recovery...Served as one of team's primary contributors on special teams as a freshman...Played in all 13 games and totaled four tackles...A native of Birmingham, Ala...Attended Spain Park HS.

**MIKE JACKSON'S NFL REGULAR SEASON DEFENSIVE STATISTICS**

DATE	TEAM	GP	GS	TACKLES							INTERCEPTIONS					O. FUMB			ST			MISC					
				TK	S	A	TFL	YDS	SK	YDS	QBH	NO	YDS	LG	TD	PD	FF	FR	TD	YDS	TK	S	A	FF	FR	S	A
2019	Cowboys	0	0	0	0	0	0	0	0	0.0	0.0	0	0	0	0	0	0	0	0	0	0	0	0	0	0	0	0
2019	Lions	1	0	0	0	0	0	0	0	0.0	0.0	0	0	0	0	0	0	0	0	0	0	0	0	0	0	0	0
2019	TOTAL	1	0	0	0	0	0	0	0	0.0	0.0	0	0	0	0	0	0	0	0	0	0	0	0	0	0	0	0
2020	Patriots	1	0	1	1	0	0	0	0	0.0	0.0	0	0	0	0	0	0	0	0	0	0	0	0	0	0	0	0
2021	Seahawks	2	0	0	0	0	0	0	0	0.0	0.0	0	0	0	0	2	0	0	0	0	2	1	1	0	0	0	0
2022	Seahawks	17	17	74	62	12	3	9	0.0	0.0	1	1	22	22	0	12	0	2	0	8	1	1	0	0	0	0	0
2023	Seahawks	17	4	33	27	6	2	3	0.0	0.0	0	0	0	0	0	5	0	0	0	0	1	1	0	0	0	0	0
<b>NFL TOTALS</b>		<b>38</b>	<b>21</b>	<b>108</b>	<b>90</b>	<b>18</b>	<b>5</b>	<b>12</b>	<b>0.0</b>	<b>0.0</b>	<b>1</b>	<b>1</b>	<b>22</b>	<b>22</b>	<b>0</b>	<b>19</b>	<b>0</b>	<b>2</b>	<b>0</b>	<b>8</b>	<b>4</b>	<b>3</b>	<b>1</b>	<b>0</b>	<b>0</b>	<b>0</b>	<b>0</b>

**MIKE JACKSON'S NFL POSTSEASON DEFENSIVE STATISTICS**

DATE	TEAM	GP	GS	TACKLES							INTERCEPTIONS					O. FUMB			ST			MISC					
				TK	S	A	TFL	YDS	SK	YDS	QBH	NO	YDS	LG	TD	PD	FF	FR	TD	YDS	TK	S	A	FF	FR	S	A
2022	Seahawks	1	1	5	2	3	0	0	0.0	0.0	0	0	0	0	0	1	0	0	0	0	0	0	0	0	0	0	0
<b>NFL TOTALS</b>		<b>1</b>	<b>1</b>	<b>5</b>	<b>2</b>	<b>3</b>	<b>0</b>	<b>0</b>	<b>0.0</b>	<b>0.0</b>	<b>0</b>	<b>0</b>	<b>0</b>	<b>0</b>	<b>0</b>	<b>1</b>	<b>0</b>	<b>0</b>	<b>0</b>	<b>0</b>	<b>0</b>	<b>0</b>	<b>0</b>	<b>0</b>	<b>0</b>	<b>0</b>	<b>0</b>

**SINGLE-GAME HIGHS: DEFENSIVE**

- Total Tackles** 7 vs. Las Vegas Raiders, Nov 27, 2022  
...1 more at 7.
- Solo Tackles** 7 vs. New York Giants, Oct 30, 2022
- Passes Defensed** 3 vs. New York Giants, Oct 30, 2022
- Fumble Recoveries** 2 vs. Denver Broncos, Sep 12, 2022

- Tackles For Loss** 1 vs. Pittsburgh Steelers, Dec 31, 2023  
...4 more at 1.
- Interceptions** 1 vs. New York Jets, Jan 01, 2023
- Interception Return Yards** 22 vs. New York Jets, Jan 01, 2023
- Special Teams Tackles** 1 vs. Arizona Cardinals, Oct 16, 2022  
...2 more at 1.

## SINGLE-GAME HIGHS - POSTSEASON: DEFENSIVE

**Total Tackles** 5 at San Francisco 49ers, Jan 14, 2023  
**Solo Tackles** 2 at San Francisco 49ers, Jan 14, 2023

**Passes Defensed** 1 at San Francisco 49ers, Jan 14, 2023

## 2023 GAME-BY-GAME REGULAR-SEASON STATISTICS (SEAHAWKS)

DATE	OPPONENT	P/S	TACKLES							INTERCEPTIONS				O. FUMB			ST			MISC		SCORE						
			TK	S	A	SK	YDS	TFL	YDS	QBH	NO	YDS	LG	TD	PD	FF	FR	TD	YDS	TK	S		A	FF	FR	S	A	W/L
09/10	Rams	P	1	0	1	0.0	0.0	0	0	0	0	0	0	0	0	0	0	0	0	0	0	0	0	0	0	0	L	13-30
09/17	at Lions	P	0	0	0	0.0	0.0	0	0	0	0	0	0	0	0	0	0	0	0	0	0	0	0	0	0	0	W	37-31+
09/24	Panthers	P	6	6	0	0.0	0.0	0	0	0	0	0	0	1	0	0	0	0	0	0	0	0	0	0	0	0	W	37-27
10/02	at Giants	P	3	3	0	0.0	0.0	0	0	0	0	0	0	0	0	0	0	0	0	0	0	0	0	0	0	0	W	24-3
10/15	at Bengals	P	0	0	0	0.0	0.0	0	0	0	0	0	0	0	0	0	0	0	0	0	0	0	0	0	0	0	L	13-17
10/22	Cardinals	P	1	1	0	0.0	0.0	0	0	0	0	0	0	0	0	0	0	0	0	0	0	0	0	0	0	W	20-10	
10/29	Browns	P	0	0	0	0.0	0.0	0	0	0	0	0	0	0	0	0	0	0	1	1	0	0	0	0	0	0	W	24-20
11/05	at Ravens	P	0	0	0	0.0	0.0	0	0	0	0	0	0	0	0	0	0	0	0	0	0	0	0	0	0	0	L	3-37
11/12	Commanders	P	0	0	0	0.0	0.0	0	0	0	0	0	0	0	0	0	0	0	0	0	0	0	0	0	0	0	W	29-26
11/19	at Rams	P	0	0	0	0.0	0.0	0	0	0	0	0	0	0	0	0	0	0	0	0	0	0	0	0	0	0	L	16-17
11/23	49ers	P	2	1	1	0.0	0.0	0	0	0	0	0	0	0	0	0	0	0	0	0	0	0	0	0	0	0	L	13-31
11/30	at Cowboys	P	0	0	0	0.0	0.0	0	0	0	0	0	0	0	0	0	0	0	0	0	0	0	0	0	0	0	L	35-41
12/10	at 49ers	P	2	2	0	0.0	0.0	0	0	0	0	0	0	2	0	0	0	0	0	0	0	0	0	0	0	0	L	16-28
12/18	Eagles	S	4	4	0	0.0	0.0	1	3	0	0	0	0	2	0	0	0	0	0	0	0	0	0	0	0	0	W	20-17
12/24	at Titans	S	4	3	1	0.0	0.0	0	0	0	0	0	0	0	0	0	0	0	0	0	0	0	0	0	0	0	W	20-17
12/31	Steelers	S	5	4	1	0.0	0.0	1	0	0	0	0	0	0	0	0	0	0	0	0	0	0	0	0	0	0	L	23-30
01/07	at Cardinals	S	5	3	2	0.0	0.0	0	0	0	0	0	0	0	0	0	0	0	0	0	0	0	0	0	0	0	W	21-20
<b>2023 TOTALS</b>			<b>17-4</b>	<b>33</b>	<b>27</b>	<b>6</b>	<b>0.0</b>	<b>0.0</b>	<b>2</b>	<b>3</b>	<b>0</b>	<b>0</b>	<b>0</b>	<b>0</b>	<b>5</b>	<b>0</b>	<b>0</b>	<b>0</b>	<b>0</b>	<b>1</b>	<b>1</b>	<b>0</b>	<b>0</b>	<b>0</b>	<b>0</b>	<b>0</b>	<b>9-8</b>	

+ - Overtime



**TARRON JACKSON**  
**6'2" // 254**  
**COASTAL CAROLINA**  
**AIKEN, SC**

**41**  
**OLB**

EXPERIENCE (YEARS)		BIRTHDATE	ACQUIRED
<b>NFL</b>	<b>PANTHERS</b>	<b>6.22.98</b>	<b>FA-24</b>
<b>3</b>	<b>1</b>		

**PRO CAREER**

**2023:** Spent the duration of the season on the Eagles practice squad.  
**2022:** Saw action in four games with the Eagles, mostly on special teams.  
**2021:** Played in all 17 games for the Eagles, notching 17 tackles (11 solo), 1.0 sack, two tackles for loss and one quarterback hit...Also added a special teams tackle.

**TRANSACTIONS**

➤ Drafted by the Eagles in the sixth round (191st overall) of the 2021 NFL Draft...Waived by Eagles (10/26/22)...Signed to Eagles practice squad (10/29/22)...Signed to Eagles (2/15/23)...Waived by Eagles (8/29/23)...Signed to Eagles practice squad (8/30/23)...Signed by Eagles (1/18/24)...Waived by Eagles (8/27/24)...Signed to Carolina Panthers practice squad (8/29/24).

**COLLEGE & PERSONAL**

➤ In 48 career games at Coastal Carolina, compiled 195 tackles (93 solo), 44.5 tackles for loss, 26.5 sacks, six forced fumbles, three passes defended, and one fumble recovery...Finished his career as the Chanticleer's all-time leader in sacks and tackles for loss...Named a consensus All-American and Sun Belt Defensive Player of the Year in 2020...Helped guide Coastal Carolina to an 11-1 record, leading the team with 8.5 sacks and 14 tackles for loss...Also added 54 tackles (25 solo), three tackles for loss and one fumble recovery...Voted a finalist for the Lombardi Award, Lott IMPACT Trophy and Bronko Nagurski Trophy.

**REGULAR SEASON COMPARISON: DEFENSIVE - NEW ORLEANS SAINTS**

DATE	OPP	TACKLES											MISC			
		W/L	GP/GS	TOT	SOLO	ASST	SACK	YDS.	INT	TFL	PD	QBH	TD	FF	FR	
11/21/21	PHI vs. NO	W	P	0	0	0	0.0	0.0	0	0	0	0	0	0	0	0
<b>TOTALS</b>		<b>1/0</b>	<b>1/0</b>	<b>0</b>	<b>0</b>	<b>0</b>	<b>0.0</b>	<b>0.0</b>	<b>0</b>	<b>0</b>	<b>0</b>	<b>0</b>	<b>0</b>	<b>0</b>	<b>0</b>	<b>0</b>

**TARRON JACKSON'S NFL REGULAR SEASON DEFENSIVE STATISTICS**

DATE	TEAM	TACKLES										INTERCEPTIONS				O. FUMB			ST			MISC						
		GP	GS	TK	S	A	TFL	YDS	SK	YDS	QBH	NO	YDS	LG	TD	PD	FF	FR	TD	YDS	TK	S	A	FF	FR	S	A	
2021	Eagles	17	0	17	11	6	2	8	1.0	6.0	1	0	0	0	0	1	0	0	0	1	0	1	0	0	0	0	0	0
2022	Eagles	4	0	0	0	0	0	0	0.0	0.0	0	0	0	0	0	0	0	0	0	0	0	0	0	0	0	0	0	0
2023	Eagles	0	0	0	0	0	0	0	0.0	0.0	0	0	0	0	0	0	0	0	0	0	0	0	0	0	0	0	0	0
2024	Eagles	0	0	0	0	0	0	0	0.0	0.0	0	0	0	0	0	0	0	0	0	0	0	0	0	0	0	0	0	0
<b>NFL TOTALS</b>		<b>21</b>	<b>0</b>	<b>17</b>	<b>11</b>	<b>6</b>	<b>2</b>	<b>8</b>	<b>1.0</b>	<b>6.0</b>	<b>1</b>	<b>0</b>	<b>0</b>	<b>0</b>	<b>0</b>	<b>1</b>	<b>0</b>	<b>0</b>	<b>0</b>	<b>1</b>	<b>0</b>	<b>1</b>	<b>0</b>	<b>0</b>	<b>0</b>	<b>0</b>	<b>0</b>	<b>0</b>

**TARRON JACKSON'S NFL POSTSEASON DEFENSIVE STATISTICS**

DATE	TEAM	TACKLES										INTERCEPTIONS				O. FUMB			ST			MISC						
		GP	GS	TK	S	A	TFL	YDS	SK	YDS	QBH	NO	YDS	LG	TD	PD	FF	FR	TD	YDS	TK	S	A	FF	FR	S	A	
2021	Eagles	1	0	1	1	0	0	0	0.0	0.0	0	0	0	0	0	0	0	0	0	0	0	0	0	0	0	0	0	0
2022	Eagles	0	0	0	0	0	0	0	0.0	0.0	0	0	0	0	0	0	0	0	0	0	0	0	0	0	0	0	0	0
2023	Eagles	0	0	0	0	0	0	0	0.0	0.0	0	0	0	0	0	0	0	0	0	0	0	0	0	0	0	0	0	0
<b>NFL TOTALS</b>		<b>1</b>	<b>0</b>	<b>1</b>	<b>1</b>	<b>0</b>	<b>0</b>	<b>0</b>	<b>0.0</b>	<b>0.0</b>	<b>0</b>	<b>0</b>	<b>0</b>	<b>0</b>	<b>0</b>	<b>0</b>	<b>0</b>	<b>0</b>	<b>0</b>	<b>0</b>	<b>0</b>	<b>0</b>	<b>0</b>	<b>0</b>	<b>0</b>	<b>0</b>	<b>0</b>	<b>0</b>

**SINGLE-GAME HIGHS: DEFENSIVE**

**Total Tackles** 3 vs. Dallas Cowboys, Jan 08, 2022  
 ...1 more at 3.  
**Solo Tackles** 3 vs. Washington Football Team, Dec 21, 2021  
**Sacks** 1.0 at Detroit Lions, Oct 31, 2021

**Forced Fumbles** 1 at Detroit Lions, Oct 31, 2021  
**Tackles For Loss** 1 vs. Washington Football Team, Dec 21, 2021  
 ...1 more at 1.  
**Special Teams Tackles** 1 vs. Dallas Cowboys, Jan 08, 2022

**SINGLE-GAME HIGHS - POSTSEASON: DEFENSIVE**

**Total Tackles** 1 at Tampa Bay Buccaneers, Jan 16, 2022

**Solo Tackles** 1 at Tampa Bay Buccaneers, Jan 16, 2022



### 2024 GAME-BY-GAME REGULAR-SEASON STATISTICS (EAGLES)

DATE	OPPONENT	P/S	TACKLES							INTERCEPTIONS					O. FUMB			ST			MISC		W/L	SCORE						
			TK	S	A	SK	YDS	TFL	YDS	QBH	NO	YDS	LG	TD	PD	FF	FR	TD	YDS	TK	S	A			FF	FR	S	A		
09/06	Packers		DID NOT PLAY																							W	34-29			
<b>2024 TOTALS</b>			0	0	0	0.0	0.0	0	0	0	0	0	0	0	0	0	0	0	0	0	0	0	0	0	0	0	0	0	0	1-0

### 2023 GAME-BY-GAME REGULAR-SEASON STATISTICS (EAGLES)

DATE	OPPONENT	P/S	TACKLES							INTERCEPTIONS					O. FUMB			ST			MISC		W/L	SCORE					
			TK	S	A	SK	YDS	TFL	YDS	QBH	NO	YDS	LG	TD	PD	FF	FR	TD	YDS	TK	S	A			FF	FR	S	A	
09/14	Vikings		PRACTICE SQUAD																							W	34-28		
09/25	at Buccaneers		PRACTICE SQUAD																							W	25-11		
10/01	Commanders		PRACTICE SQUAD																							W	34-31+		
10/08	at Rams		PRACTICE SQUAD																							W	23-14		
10/15	at Jets		PRACTICE SQUAD																							L	14-20		
10/22	Dolphins		PRACTICE SQUAD																							W	31-17		
10/29	at Commanders		PRACTICE SQUAD																							W	38-31		
11/05	Cowboys		PRACTICE SQUAD																							W	28-23		
11/20	at Chiefs		PRACTICE SQUAD																							W	21-17		
11/26	Bills		PRACTICE SQUAD																							W	37-34+		
12/03	49ers		PRACTICE SQUAD																							L	19-42		
12/10	at Cowboys		PRACTICE SQUAD																							L	13-33		
12/18	at Seahawks		PRACTICE SQUAD																							L	17-20		
12/25	Giants		PRACTICE SQUAD																							W	33-25		
12/31	Cardinals		PRACTICE SQUAD																							L	31-35		
01/07	at Giants		PRACTICE SQUAD																							L	10-27		
<b>2023 TOTALS</b>			0	0	0	0.0	0.0	0	0	0	0	0	0	0	0	0	0	0	0	0	0	0	0	0	0	0	0	0	10-6

+ - Overtime

### 2023 GAME-BY-GAME POSTSEASON STATISTICS (EAGLES)

DATE	OPPONENT	P/S	TACKLES							INTERCEPTIONS					O. FUMB			ST			MISC		W/L	SCORE					
			TK	S	A	SK	YDS	TFL	YDS	QBH	NO	YDS	LG	TD	PD	FF	FR	TD	YDS	TK	S	A			FF	FR	S	A	
01/15	at Buccaneers		PRACTICE SQUAD																							L	9-32		
<b>2023 TOTALS</b>			0	0	0	0.0	0.0	0	0	0	0	0	0	0	0	0	0	0	0	0	0	0	0	0	0	0	0	0	0-1

EXPERIENCE (YEARS)		BIRTHDATE	ACQUIRED
NFL	PANTHERS	1.20.86	TR-09 GB
17	16		

### FRANCHISE RANKINGS

Has played in 243 career games in Carolina, the most by any player in franchise history.

### HONORS

- Pro Bowl (2013)

### PRO CAREER

- Has played in every regular season game for Carolina from 2009-23.
- Tallied 17 total special teams tackles from 2009-23.
- Helped Carolina's punting game rank fifth in net punting average (42.4) in 2017, marking a new franchise record for net punt yards...Also ranked fifth in net punting in 2013 (41.6), the second-highest average in franchise history.
- Selected to his first career Pro Bowl in 2013...Successful on all 139 snaps...Helped kicker Graham Gano convert 24-of-27 field goal attempts, including a franchise record six made field goals of 50 yards or more...Contributed to punter Brad Nortman setting team records with a 47.8-yard gross average and 41.6-yard net average.
- Spent the 2008 season on the Green Bay Packers injured reserve with a knee injury suffered during the preseason.

### TRANSACTIONS

- Signed as an undrafted rookie free agent by Green Bay (5/2/08)...Placed on injured reserve by Green Bay (8/31/08)...Traded by Green Bay to Carolina in exchange for a 2011 conditional draft choice (4/13/09)...Signed to contract extension by Carolina (2/8/12)...Signed to contract extension by Carolina (2/17/16)...Re-signed with Carolina (2/10/22)...Re-signed with Carolina (2/21/23)...Re-signed with Carolina (3/11/24).

### COLLEGE & PERSONAL

- Played in 32 games at Notre Dame...Was the Fighting Irish's long snapper...Recorded eight special teams tackles...Served as the long snapper on field goals and punts in all 12 games as a senior in 2007...Worked with two different punters and right-footed and left-footed place-kickers with each having his own holder.

### JJ JANSEN'S NFL REGULAR SEASON STATISTICS

DATE	TEAM	GP
2009	Panthers	16
2010	Panthers	16
2011	Panthers	16
2012	Panthers	16
2013	Panthers	16
2014	Panthers	16
2015	Panthers	16
2016	Panthers	16
2017	Panthers	16
2018	Panthers	16
2019	Panthers	16
2020	Panthers	16
2021	Panthers	17
2022	Panthers	17
2023	Panthers	17
<b>NFL TOTALS</b>		<b>243</b>

## JJ JANSEN'S NFL POSTSEASON STATISTICS

DATE	TEAM	GP
2013	Panthers	1
2014	Panthers	2
2015	Panthers	3
2017	Panthers	1
<b>NFL TOTALS</b>		<b>7</b>

## 2023 GAME-BY-GAME REGULAR-SEASON STATISTICS (PANTHERS)

DATE	OPPONENT		W/L	SCORE
09/10	at Falcons	P	L	10-24
09/18	Saints	P	L	17-20
09/24	at Seahawks	P	L	27-37
10/01	Vikings	P	L	13-21
10/08	at Lions	P	L	24-42
10/15	at Dolphins	P	L	21-42
10/29	Texans	P	W	15-13
11/05	Colts	P	L	13-27
11/09	at Bears	P	L	13-16
11/19	Cowboys	P	L	10-33
11/26	at Titans	P	L	10-17
12/03	at Buccaneers	P	L	18-21
12/10	at Saints	P	L	6-28
12/17	Falcons	P	W	9-7
12/24	Packers	P	L	30-33
12/31	at Jaguars	P	L	0-26
01/07	Buccaneers	P	L	0-9
<b>2023 TOTALS</b>		<b>17</b>	<b>2-15</b>	



**JOSEY  
JEWELL**  
6'2" // 236  
IOWA  
DECORAH, IOWA

**47**  
**LB**

EXPERIENCE (YEARS)		BIRTHDATE	ACQUIRED
NFL	PANTHERS	12.25.94	FA-24
7	1		

**PRO CAREER**

- 2023: Appeared in 16 games with 15 starts for the Denver Broncos...Tallied 108 tackles, three passes defended, three quarterback hits, two tackles for loss, two forced fumbles and recorded single-season career highs with 3.0 sacks and three fumble recoveries...Produced back-to-back 100-tackle seasons...Against Green Bay in Week 7, tallied a season-high 10 tackles.
- 2022: Played and started in 13 games with the Denver Broncos...Recorded a single-season career high 128 tackles, his second 100-plus tackle season of his career (2020)...Finished the season with 2.5 sacks, two interceptions, four passes defended, two forced fumbles, and two fumble recoveries...In Week 14 vs. Kansas City, registered 10 tackles, 2.0 sacks and two passes defense...He became the second Bronco player since 1994 with 10-plus tackles and multiple interceptions in a single game when he picked off quarterback Patrick Mahomes...In Week 18, set a career-high with 18 tackles against the Baltimore Ravens.
- 2021: Started the first two games of the season with the Broncos before missing the rest of the season due to being placed on injured reserve...Compiled seven tackles and one pass defended.
- 2020: Started all 16 games for the Denver Broncos...Posted 112 tackles, 2.0 sacks, five quarterback hits, five tackles for losses, four passes defended and a special team tackle...During the season, he registered five games with 10-plus tackles.
- 2019: Saw action in 15 games with three starts for the Broncos...Recorded 34 tackles, 1.5 sacks, two quarterback hits, one tackle for loss, two fumble recoveries, and three special teams tackles.
- 2018: During his rookie season for the Denver Broncos, he played in all 16 games with nine starts...Registered 51 tackles, four tackles for losses, three passes defended, and five special teams tackles...Earned his first NFL start in Week 3 against Baltimore and finished with six tackles and one pass defended.

**TRANSACTIONS**

- Drafted by the Denver Broncos in the fourth round (106th overall) of the 2018 NFL Draft (5/10/18)...Re-signed by Denver (3/15/22)...Signed by the Carolina Panthers (3/13/24).

**COLLEGE & PERSONAL**

- Played in 50 career games at Iowa (2014-17)...His 437 career tackles ranks fourth in team history...A unanimous Consensus First Team All-America selection as a senior after starting in 12 games and recording 136 total tackles (first in the Big Ten) with 12.5 tackles for loss and 4.5 sacks...His 11.3 tackles per game ranked fourth nationally...Hauled in two interceptions, 11 passes defended, one forced fumble and one fumble recovery...Started all 13 games in 2016 and led the team with 124 tackles, including six tackles for loss, two sacks and nine passes defended...In 2015, started all 14 games at middle linebacker and led the Hawkeyes with 126 tackles, ranked second with four interceptions and tied for second with 7.5 tackles for loss...Saw action in 11 games as a freshman and recorded 51 total tackles...A native of Decorah, Iowa...Attended Decorah HS.

**REGULAR SEASON COMPARISON: DEFENSIVE - NEW ORLEANS SAINTS**

DATE	OPP	TACKLES											MISC			
		W/L	GP/GS	TOT	SOLO	ASST	SACK	YDS.	INT	TFL	PD	QBH	TD	FF	FR	
11/29/20	DEN vs. NO	L	S	7	4	3	0.0	0.0	0	0	0	0	0	0	0	
<b>TOTALS</b>		0/1	1/1	7	4	3	0.0	0.0	0	0	0	0	0	0	0	

**JOSEY JEWELL'S NFL REGULAR SEASON DEFENSIVE STATISTICS**

DATE	TEAM	GP	GS	TACKLES								INTERCEPTIONS				O. FUMB				ST			MISC					
				TK	S	A	TFL	YDS	SK	YDS	QBH	NO	YDS	LG	TD	PD	FF	FR	TD	YDS	TK	S	A	FF	FR	S	A	
2018	Broncos	16	9	51	33	18	4	12	0.0	0.0	0	0	0	0	3	0	0	0	0	0	0	7	5	2	0	0	0	0
2019	Broncos	15	3	34	18	16	1	3	1.5	5.0	2	0	0	0	0	0	0	0	0	0	0	4	3	1	0	2	0	0
2020	Broncos	16	112	66	46	5	23	2.0	16.0	5	0	0	0	4	0	0	0	0	0	0	1	1	0	0	0	0	0	0
2021	Broncos	2	2	7	6	1	2	10	0.0	0.0	0	0	0	0	1	1	0	0	0	0	1	1	0	0	0	0	0	0
2022	Broncos	13	13	128	70	58	7	35	2.5	28.0	4	2	21	21	0	4	2	2	0	5	0	0	0	0	0	0	0	0
2023	Broncos	16	15	108	60	48	2	9	3.0	16.0	3	0	0	0	3	2	3	0	10	0	0	0	0	0	0	0	0	0
<b>NFL TOTALS</b>		<b>78</b>	<b>58</b>	<b>440</b>	<b>253</b>	<b>187</b>	<b>21</b>	<b>92</b>	<b>9.0</b>	<b>65.0</b>	<b>14</b>	<b>2</b>	<b>21</b>	<b>21</b>	<b>0</b>	<b>15</b>	<b>5</b>	<b>5</b>	<b>0</b>	<b>15</b>	<b>13</b>	<b>10</b>	<b>3</b>	<b>0</b>	<b>2</b>	<b>0</b>	<b>0</b>	<b>0</b>

## SINGLE-GAME HIGHS: DEFENSIVE

**Total Tackles** 14 at Oakland Raiders, Sep 09, 2019  
**Solo Tackles** 9 at Atlanta Falcons, Nov 08, 2020  
**Sacks** 2.0 at New York Jets, Oct 01, 2020  
**Passes Defensed** 2 at Los Angeles Chargers, Dec 27, 2020

**Forced Fumbles** 1 at New York Giants, Sep 12, 2021  
**Tackles For Loss** 2 at Jacksonville Jaguars, Sep 19, 2021  
 ...2 more at 2.

**Special Teams Tackles** 2 at Kansas City Chiefs, Oct 28, 2018  
 ...1 more at 2.

**Special Teams Fumble Recoveries** 1 vs. Los Angeles Chargers, Dec 01, 2019  
 ...1 more at 1.

## 2023 GAME-BY-GAME REGULAR-SEASON STATISTICS (BRONCOS)

DATE	OPPONENT	P/S	TACKLES							INTERCEPTIONS				O. FUMB			ST			MISC		W/L	SCORE					
			TK	S	A	SK	YDS	TFL	YDS	QBH	NO	YDS	LG	TD	PD	FF	FR	TD	YDS	TK	S			A	FF	FR	S	A
09/10	Raiders	S	6	1	5	0.0	0.0	0	0	0	0	0	0	0	0	0	0	0	0	0	0	0	0	0	0	0	L	16-17
09/17	Commanders	S	9	7	2	0.0	0.0	0	0	0	0	0	0	0	1	0	0	0	0	0	0	0	0	0	0	0	L	33-35
09/24	at Dolphins	S	4	2	2	0.0	0.0	0	0	0	0	0	0	0	0	0	0	0	0	0	0	0	0	0	0	L	20-70	
10/01	at Bears		ON INACTIVE LIST																					W	31-28			
10/08	Jets	S	5	1	4	0.0	0.0	0	0	0	0	0	0	0	0	0	0	0	0	0	0	0	0	0	0	L	21-31	
10/12	at Chiefs	S	9	7	2	0.0	0.0	0	0	0	0	0	0	0	0	0	0	0	0	0	0	0	0	0	0	L	8-19	
10/22	Packers	S	10	5	5	0.0	0.0	0	0	0	0	0	0	0	0	0	0	0	0	0	0	0	0	0	0	W	19-17	
10/29	Chiefs	S	5	3	2	0.0	0.0	0	0	0	0	0	0	0	1	1	0	0	0	0	0	0	0	0	0	W	24-9	
11/13	at Bills	P	6	3	3	0.0	0.0	0	0	0	0	0	0	0	0	0	0	0	0	0	0	0	0	0	0	W	24-22	
11/19	Vikings	S	6	5	1	0.0	0.0	0	0	1	0	0	0	0	0	0	1	0	0	0	0	0	0	0	0	W	21-20	
11/26	Browns	S	3	2	1	1.0	10.0	0	0	0	0	0	0	0	0	1	0	0	0	0	0	0	0	0	0	W	29-12	
12/03	at Texans	S	6	2	4	0.0	0.0	0	0	0	0	0	0	0	0	0	0	0	0	0	0	0	0	0	0	L	17-22	
12/10	at Chargers	S	9	4	5	1.0	6.0	1	6	1	0	0	0	0	1	0	1	0	10	0	0	0	0	0	0	W	24-7	
12/16	at Lions	S	9	7	2	0.0	0.0	0	0	0	0	0	0	0	0	0	0	0	0	0	0	0	0	0	0	L	17-42	
12/24	Patriots	S	3	3	0	0.0	0.0	1	3	0	0	0	0	0	0	0	0	0	0	0	0	0	0	0	0	L	23-26	
12/31	Chargers	S	9	2	7	0.0	0.0	0	0	0	0	0	0	0	0	0	1	0	0	0	0	0	0	0	0	W	16-9	
01/07	at Raiders	S	9	6	3	1.0	0.0	0	0	1	0	0	0	0	0	0	0	0	0	0	0	0	0	0	0	L	14-27	
<b>2023 TOTALS</b>		<b>16-15</b>	<b>108</b>	<b>60</b>	<b>48</b>	<b>3.0</b>	<b>16.0</b>	<b>2</b>	<b>9</b>	<b>3</b>	<b>0</b>	<b>0</b>	<b>0</b>	<b>0</b>	<b>3</b>	<b>2</b>	<b>3</b>	<b>0</b>	<b>10</b>	<b>0</b>	<b>0</b>	<b>0</b>	<b>0</b>	<b>0</b>	<b>0</b>	<b>0</b>	<b>8-9</b>	

**D.J. JOHNSON**  
**6'4" // 270**  
**OREGON**  
**SACRAMENTO, CALIF.**

**52**  
**OLB**

EXPERIENCE (YEARS)  
**NFL** **PANTHERS**  
**2** **2**

BIRTHDATE  
**10.29.98**

ACQUIRED  
**03-23**

### PRO CAREER

2023: Has appeared in 13 games, making three starts...Made NFL debut Week 4 against the Vikings...Has recorded 14 tackles and one tackle for loss...In Week 6, recorded first-career tackle finishing the game with two total tackles.

### TRANSACTIONS

🔪 Drafted by the Panthers in the third round (80th overall) of the 2023 NFL Draft.

### COLLEGE & PERSONAL

🔪 Appeared in 42 career collegiate games after spending his freshman year at Miami (Fla.) (2017) and finishing his career at Oregon (2018-2022)...Closed his collegiate career with 67 total tackles, 19.5 tackles for loss and nine sacks over six seasons...As a senior, earned Coaches Pac-12 All-Conference honorable mention after posting career-highs in total tackles (39), tackles for loss (8.5) and sacks (6.0)...As a junior, contributed in all three phases, playing 268 total snaps (152 on defense, 98 on offense and 18 on special teams)...Finished the season with 11 total tackles, two tackles for a loss and a sack...Added one catch for 11 yards on offense at tight end...As a junior, played in all seven games during the pandemic-shortened 2020 season...Caught 10 passes for 113 yards and three touchdowns...As a redshirt sophomore, was one of two players in the nation with at least seven tackles, three tackles for loss, one sack and a forced fumble in a single game...Finished the season with 14 tackles, five tackles for loss and two sacks...As a freshman at Miami (Fla.), saw action in eight games finishing the season with three total tackles...A native of Sacramento, Calif...Attended Luther Burbank HS.

### D.J. JOHNSON'S NFL REGULAR SEASON DEFENSIVE STATISTICS

DATE	TEAM	GP	GS	TACKLES							INTERCEPTIONS				O. FUMB			ST				MISC					
				TK	S	A	TFL	YDS	SK	YDS	QBH	NO	YDS	LG	TD	PD	FF	FR	TD	YDS	TK	S	A	FF	FR	S	A
2023	Panthers	13	3	14	4	10	1	3	0.0	0.0	0	0	0	0	0	1	0	0	0	0	2	2	0	0	0	0	0
<b>NFL TOTALS</b>		<b>13</b>	<b>3</b>	<b>14</b>	<b>4</b>	<b>10</b>	<b>1</b>	<b>3</b>	<b>0.0</b>	<b>0.0</b>	<b>0</b>	<b>0</b>	<b>0</b>	<b>0</b>	<b>1</b>	<b>0</b>	<b>0</b>	<b>0</b>	<b>0</b>	<b>2</b>	<b>2</b>	<b>0</b>	<b>0</b>	<b>0</b>	<b>0</b>	<b>0</b>	

### SINGLE-GAME HIGHS: DEFENSIVE

**Total Tackles** 3 vs. Dallas Cowboys, Nov 19, 2023  
 ...1 more at 3.

**Solo Tackles** 2 vs. Dallas Cowboys, Nov 19, 2023

**Special Teams Tackles** 1 vs. Houston Texans, Oct 29, 2023  
 ...1 more at 1.







**DIONTAE  
JOHNSON**

**5'10" // 183**

**TOLEDO  
RUSKIN, FLA.**

**5**

**WR**

**EXPERIENCE (YEARS)**

**NFL**

**PANTHERS**

**6**

**1**

**BIRTHDATE**

**7.5.96**

**ACQUIRED**

**TR-24 PIT**

**NFL HONORS**

- 2019 All-Pro Second-team (Punt Return Specialist)
- 2021 AFC Pro Bowl Selection

**PRO CAREER**

- 2023:** Played in 13 contests with 11 starts for Pittsburgh...Finished the season with 51 receptions for 717 yards and five touchdown receptions...Set a career-high averaging 14.1 yards per reception.
- 2022:** Started all 17 games and led the team in both receptions (86) and receiving yards (882)...Reached 300 career receptions in just his 56th game in the NFL...One of just six players in the NFL to record 85+ receptions from 2020-22...His 340 receptions in his first four years in the NFL are the fourth-most in league history.
- 2021:** Appeared in 16 games with 14 starts...Earned Pro Bowl honors after setting career highs in receptions (107), receiving yards (1,161) and touchdown receptions (eight)...Tied for fifth league-wide in receptions, ranked 10th in receiving yards and eighth in yards after the catch (527).
- 2020:** Played in 15 games, making 13 starts for Pittsburgh...Finished sixth in the AFC with 88 receptions for 923 yards and seven receiving touchdowns...In Week 10 against the Cincinnati Bengals, caught six passes for 116 yards and one touchdown, marking his first career 100-yard receiving game...Registered a career-high 12 receptions for 111 yards at Jacksonville in Week 11.
- 2019:** Played in 16 games with 12 starts as a rookie for the Steelers...Led all rookie receivers with 59 receptions and ranked sixth with 680 receiving yards...Earned All-Pro Second-team honors as a punt return specialist after leading all qualifying players with 12.4 yards per punt return...In Week 13 against the Arizona Cardinals, became just the fourth player in Steelers history to record a punt return for a touchdown and a touchdown reception in the same game.

**TRANSACTIONS**

- Drafted by the Pittsburgh Steelers in the third round (66th overall) of the 2019 NFL Draft (5/8/19)...Placed on the reserve/non football injury (COVID-19) list (1/6/22)...Reinstated (1/7/22)...Re-signed by the Steelers (8/4/22)...Traded to the Carolina Panthers (3/13/24).

**COLLEGE & PERSONAL**

- Played in 32 career games for the Toledo Rockets (2015-18), totaling 109 career receptions for 1,793 yards and 19 receiving touchdowns...Finished his collegiate career with 1,594 kick return yards and two touchdowns on 66 attempts...As a senior in 2018, was named First-Team All-MAC as a wide receiver and punt returner after leading the team with 43 receptions, 663 receiving yards and seven receiving touchdowns...Named MAC Special Teams Player of the Year after returning 16 kickoffs for 412 yards and a touchdown...Also returned 13 punts for 241 yards and a touchdown...In 2017, named first-team All-MAC as a wide receiver and punt returner...Recorded 74 receptions for a school-record 1,278 yards and 13 touchdowns...Tallied 683 kickoff return yards and a touchdown, while also adding 102 punt return yards and a touchdown...His 148.0 all purpose yards per game lead the conference and was seventh in the country...Redshirted in 2016 due to injury...Played in 11 games in 2015 as a freshman...Finished the year with 14 receptions for 237 yards and three touchdowns...Returned 32 kickoffs for an average of 22.8 yards per return...A native of Ruskin, Fla...Attended Lennard HS.

**REGULAR SEASON COMPARISON: RECEIVING - NEW ORLEANS SAINTS**

DATE	OPP	W/L	GP/GS	REC	YDS.	AVG.	TD	LG	TGTS	YAC
11/13/22	PIT vs. NO	W	S	4	63	15.8	0	36	5	3
<b>TOTALS</b>		<b>1/0</b>	<b>1/1</b>	<b>4</b>	<b>63</b>	<b>15.8</b>	<b>0</b>	<b>36</b>	<b>5</b>	<b>3</b>

**DIONTAE JOHNSON'S NFL REGULAR SEASON RUSHING/RECEIVING STATISTICS**

DATE	TEAM	RECEIVING					RUSHING						
		GP	GS	NO.	YDS.	AVG.	LG	TD	NO.	YDS.	AVG.	LG	TD
2019	Steelers	16	12	59	680	11.5	45t	5	4	41	10.3	17	0
2020	Steelers	15	13	88	923	10.5	47	7	3	15	5.0	9	0
2021	Steelers	16	14	107	1,161	10.9	50t	8	5	53	10.6	25	0
2022	Steelers	17	17	86	882	10.3	37	0	7	25	3.6	8	0
2023	Steelers	13	11	51	717	14.1	71t	5	0	0	0.0	0	0
<b>NFL TOTALS</b>		<b>77</b>	<b>67</b>	<b>391</b>	<b>4,363</b>	<b>11.2</b>	<b>71T</b>	<b>25</b>	<b>19</b>	<b>134</b>	<b>7.1</b>	<b>25</b>	<b>0</b>

## DIONTAE JOHNSON'S NFL POSTSEASON RUSHING/RECEIVING STATISTICS

DATE	TEAM	RECEIVING						RUSHING					
		GP	GS	NO.	YDS.	AVG.	LG	TD	NO.	YDS.	AVG.	LG	TD
2020	Steelers	1	1	11	117	10.6	19	0	0	0	0.0	0	0
2021	Steelers	1	1	5	34	6.8	13t	1	0	0	0.0	0	0
2023	Steelers	1	1	4	48	12.0	19	1	0	0	0.0	0	0
<b>NFL TOTALS</b>		<b>3</b>	<b>3</b>	<b>20</b>	<b>199</b>	<b>10.0</b>	<b>19</b>	<b>2</b>	<b>0</b>	<b>0</b>	<b>0.0</b>	<b>0</b>	<b>0</b>

## DIONTAE JOHNSON'S NFL REGULAR SEASON RETURN STATISTICS

DATE	TEAM	KICKOFF RETURNS						PUNT RETURNS					
		RET.	YDS.	AVG.	LG	TD	NO.	FC	YDS.	AVG.	LG	TD	
2019	Steelers	0	0	0.0	0	0	20	7	248	12.4	85t	1	
2020	Steelers	1	24	24.0	24	0	8	2	58	7.3	18	0	
2021	Steelers	0	0	0.0	0	0	0	0	0	0.0	0	0	
2022	Steelers	0	0	0.0	0	0	0	0	0	0.0	0	0	
2023	Steelers	0	0	0.0	0	0	0	0	0	0.0	0	0	
<b>NFL TOTALS</b>		<b>1</b>	<b>24</b>	<b>24.0</b>	<b>24</b>	<b>0</b>	<b>28</b>	<b>9</b>	<b>306</b>	<b>10.9</b>	<b>85T</b>	<b>1</b>	

## DIONTAE JOHNSON'S NFL POSTSEASON RETURN STATISTICS

DATE	TEAM	KICKOFF RETURNS						PUNT RETURNS					
		RET.	YDS.	AVG.	LG	TD	NO.	FC	YDS.	AVG.	LG	TD	
2020	Steelers	0	0	0.0	0	0	0	0	0	0.0	0	0	
2021	Steelers	0	0	0.0	0	0	0	0	0	0.0	0	0	
2023	Steelers	0	0	0.0	0	0	0	0	0	0.0	0	0	
<b>NFL TOTALS</b>		<b>0</b>	<b>0</b>	<b>0.0</b>	<b>0</b>	<b>0</b>	<b>0</b>	<b>0</b>	<b>0</b>	<b>0.0</b>	<b>0</b>	<b>0</b>	

## SINGLE-GAME HIGHS: RUSHING/RECEIVING

**Rush Attempts** 2 vs. Tampa Bay Buccaneers, Oct 16, 2022  
...2 more at 2.

**Rushing Yards** 25 vs. Seattle Seahawks, Oct 17, 2021

**Longest Runs** 25 vs. Seattle Seahawks, Oct 17, 2021

**Receptions** 12 at Jacksonville Jaguars, Nov 22, 2020

**Receiving Yards** 116 vs. Cincinnati Bengals, Nov 15, 2020

**Receiving Average** 32.0 at Cleveland Browns, Jan 03, 2021

**Longest Receptions** 71t at Baltimore Ravens, Jan 06, 2024

**Receiving TDs** 2 vs. Baltimore Ravens, Dec 05, 2021  
...1 more at 2.

**All-Purpose Yards** 162 at Arizona Cardinals, Dec 08, 2019

**Kickoff Returns** 1 vs. Denver Broncos, Sep 20, 2020

**Kickoff Return Yards** 24 vs. Denver Broncos, Sep 20, 2020

**SINGLE-GAME HIGHS - POSTSEASON: RECEIVING**

**Receptions** 11 vs. Cleveland Browns, Jan 10, 2021

5 at Kansas City Chiefs, Jan 16, 2022

4 at Buffalo Bills, Jan 15, 2024

**Receiving Yards** 117 vs. Cleveland Browns, Jan 10, 2021

48 at Buffalo Bills, Jan 15, 2024

34 at Kansas City Chiefs, Jan 16, 2022

12.0 at Buffalo Bills, Jan 15, 2024

10.6 vs. Cleveland Browns, Jan 10, 2021

6.8 at Kansas City Chiefs, Jan 16, 2022

**Longest Receptions** 19 at Buffalo Bills, Jan 15, 2024

19 vs. Cleveland Browns, Jan 10, 2021

15 vs. Cleveland Browns, Jan 10, 2021

15 vs. Cleveland Browns, Jan 10, 2021

...1 more at 15.

**Longest Kickoff Return**

**Fair Catches**

**Punt Return Yards**

**Longest Punt Return**

**Punt Returns**

**Punt Return TDs**

**Punt Return Average**

**Most TDs**

**Miscellaneous Tackles**

**Longest Own Fumble Return**

24 vs. Denver Broncos, Sep 20, 2020

3 vs. Buffalo Bills, Dec 15, 2019

86 at Arizona Cardinals, Dec 08, 2019

85t at Arizona Cardinals, Dec 08, 2019

4 at Cincinnati Bengals, Nov 24, 2019

1 at Arizona Cardinals, Dec 08, 2019

13.3 at New York Jets, Dec 22, 2019

2 vs. Baltimore Ravens, Dec 05, 2021

...2 more at 2.

1 at Indianapolis Colts, Dec 16, 2023

...6 more at 1.

4 vs. Indianapolis Colts, Dec 27, 2020

**Receiving TDs**

1 at Buffalo Bills, Jan 15, 2024

1 at Kansas City Chiefs, Jan 16, 2022

**All-Purpose Yards**

117 vs. Cleveland Browns, Jan 10, 2021

48 at Buffalo Bills, Jan 15, 2024

34 at Kansas City Chiefs, Jan 16, 2022

**Most TDs**

1 at Buffalo Bills, Jan 15, 2024

1 at Kansas City Chiefs, Jan 16, 2022

## 100-YARD RECEIVING GAMES (S): REGULAR SEASON

DATE	TEAM	NO.	YDS.	AVG.	LG	TD
11/15/20	BENGALS	6	116	19.3	46	1
11/22/20	at Jaguars	12	111	9.3	23	0
09/19/21	RAIDERS	9	105	11.7	41	0
11/21/21	at Chargers	7	101	14.4	32	1
12/05/21	RAVENS	8	105	13.1	29t	2

## 100-YARD RECEIVING GAMES (I): POSTSEASON

DATE	TEAM	NO.	YDS.	AVG.	LG	TD
01/10/21	BROWNS	11	117	10.6	19	0

## 2023 GAME-BY-GAME REGULAR-SEASON STATISTICS (STEELERS)

DATE	OPPONENT	P/S	RECEIVING					RUSHING					W/L	SCORE	
			NO.	YDS.	AVG.	LG	TD	NO.	YDS.	AVG.	LG	TD			
09/10	49ers	S	3	48	16.0	26	0	0	0	0.0	0	0	0	L	7-30
09/24	at Raiders		INJURED RESERVE										W	23-18	
10/01	at Texans		INJURED RESERVE										L	6-30	
10/08	Ravens		INJURED RESERVE										W	17-10	
10/22	at Rams	S	5	79	15.8	39	0	0	0	0.0	0	0	0	W	24-17
10/29	Jaguars	S	8	85	10.6	16	0	0	0	0.0	0	0	0	L	10-20
11/02	Titans	S	7	90	12.9	32	1	0	0	0.0	0	0	0	W	20-16
11/12	Packers	S	1	17	17.0	17	0	0	0	0.0	0	0	0	W	23-19
11/19	at Browns	S	2	16	8.0	7	0	0	0	0.0	0	0	0	L	10-13
11/26	at Bengals	S	4	50	12.5	39	0	0	0	0.0	0	0	0	W	16-10
12/03	Cardinals	S	4	33	8.3	26	1	0	0	0.0	0	0	0	L	10-24
12/07	Patriots	S	3	57	19.0	25t	1	0	0	0.0	0	0	0	L	18-21
12/16	at Colts	S	4	62	15.5	25	1	0	0	0.0	0	0	0	L	13-30
12/23	Bengals	P	2	15	7.5	10	0	0	0	0.0	0	0	0	W	34-11
12/31	at Seahawks	P	4	76	19.0	42	0	0	0	0.0	0	0	0	W	30-23
01/06	at Ravens	S	4	89	22.3	71t	1	0	0	0.0	0	0	0	W	17-10
<b>2023 TOTALS</b>		<b>13-11</b>	<b>51</b>	<b>717</b>	<b>14.1</b>	<b>71T</b>	<b>5</b>	<b>0</b>	<b>0</b>	<b>0.0</b>	<b>0</b>	<b>0</b>	<b>0</b>	<b>9-7</b>	

## 2023 GAME-BY-GAME POSTSEASON STATISTICS (STEELERS)

DATE	OPPONENT	P/S	RECEIVING					RUSHING					W/L	SCORE	
			NO.	YDS.	AVG.	LG	TD	NO.	YDS.	AVG.	LG	TD			
01/15	at Bills	S	4	48	12.0	19	1	0	0	0.0	0	0	0	L	17-31
<b>2023 TOTALS</b>		<b>1-1</b>	<b>4</b>	<b>48</b>	<b>12.0</b>	<b>19</b>	<b>1</b>	<b>0</b>	<b>0</b>	<b>0.0</b>	<b>0</b>	<b>0</b>	<b>0</b>	<b>0-1</b>	



**LONNIE  
JOHNSON JR.**

**6'2" // 213**

**KENTUCKY  
GARY, IND.**

**32**

**S**

EXPERIENCE (YEARS)

**NFL**

**PANTHERS**

**1**

BIRTHDATE

**11.4.95**

ACQUIRED

**FA-'24**

**PRO CAREER**

**2023:** Played in 12 games with the Saints, recording nine tackles (eight solo), two passes defended, one fumble recovery and one interception.

**2022:** Appeared in 12 games for the Titans, totaling nine tackles on defense and two special teams stops.

**2021:** Played in 14 games (five starts at safety, two starts at cornerback) for the Texans, totaling 51 defensive tackles (34 solo), one tackle for loss, six passes defended, a career-high three interceptions, as well as four special teams tackles.

**2020:** Saw action in all 16 games for Houston (five starts) and notched single-season career highs in total tackles (70), tackles for loss (one), quarterback hits (three) and special teams tackles (six).

**2019:** Appeared in 14 regular season games (seven starts) as a rookie with the Houston Texans and tallied 38 total tackles (31 solo), seven passes defended and added three tackles on special teams. Also appeared in both postseason contests (one start).

**TRANSACTIONS**

➤ Drafted by the Houston Texans with the 22nd pick in the second round (54th overall) of the 2019 NFL Draft...Acquired by Chiefs via trade (5/2/22)...Waived by Chiefs (8/15/22)...Claimed off waivers by Titans (8/16/22)...Signed by Saints as a free agent on (3/21/23)...Signed by Texans as an unrestricted free agent (3/15/24)...Waived by Texans (8/27/24)...Signed to Panthers practice squad (8/29/24).

**COLLEGE & PERSONAL**

Played two seasons (2017-18) at the University of Kentucky in Lexington, Ky. after transferring from Garden City (Kan.) Community College where he played one season (2015)...Also played one season (2014) at San Bernardino Valley Community College...Recorded 64 total tackles, three tackles for loss, 1.0 sack, 12 passes defended, two blocked kicks, one interception and one forced fumble in 26 games (18 starts) at Kentucky...Earned second-team All-Kansas Jayhawk Community College Conference honors after notching 35 total tackles (28 solo), five interceptions and one fumble recovery in his lone season with Garden City Community College...Played wide receiver and appeared on special teams as a true freshman with San Bernardino Valley College...A native of Gary, Ind...Attended West Side High School.

**REGULAR SEASON COMPARISON: DEFENSIVE - NEW ORLEANS SAINTS**

DATE	OPP	TACKLES											MISC			
		W/L	GP/GS	TOT	SOLO	ASST	SACK	YDS.	INT	TFL	PD	QBH	TD	FF	FR	
9/9/19	HST @ NO	L	P	0	0	0	0.0	0.0	0	0	0	0	0	0	0	0
<b>TOTALS</b>		0/1	1/0	0	0	0	0.0	0.0	0	0	0	0	0	0	0	0

**LONNIE JOHNSON JR.'S NFL REGULAR SEASON DEFENSIVE STATISTICS**

DATE	TEAM	GP	GS	TACKLES							INTERCEPTIONS				O. FUMB			ST			MISC						
				TK	S	A	TFL	YDS	SK	YDS	QBH	NO	YDS	LG	TD	PD	FF	FR	TD	YDS	TK	S	A	FF	FR	S	A
2019	Texans	14	7	38	31	7	0	0.0	0.0	0	0	0	0	0	7	0	0	0	0	3	3	0	0	0	0	0	0
2020	Texans	16	5	70	50	20	1	1	0.0	0.0	3	0	0	0	0	0	0	0	0	6	6	0	0	0	0	0	0
2021	Texans	14	7	51	34	17	1	9	0.0	0.0	0	3	47	32	0	6	0	0	0	4	4	0	0	0	0	0	0
2022	Chiefs	1	0	0	0	0	0	0.0	0.0	0	0	0	0	0	0	0	0	0	0	0	0	0	0	0	0	0	0
2022	Titans	1	0	9	7	2	0	0.0	0.0	0	0	0	0	0	0	0	0	0	0	2	1	1	0	0	0	0	0
2022	<b>TOTAL</b>	2	0	9	7	2	0	0.0	0.0	0	0	0	0	0	0	0	0	0	0	2	1	1	0	0	0	0	0
2023	Saints	12	0	4	3	1	0	0.0	0.0	0	1	0	0	0	2	0	0	0	0	5	5	0	1	0	0	0	0
<b>NFL TOTALS</b>		58	19	172	125	47	2	10	0.0	0.0	3	4	47	32	0	15	0	0	0	20	19	1	0	1	0	0	0

**LONNIE JOHNSON JR.'S NFL POSTSEASON DEFENSIVE STATISTICS**

DATE	TEAM	GP	GS	TACKLES							INTERCEPTIONS				O. FUMB			ST			MISC						
				TK	S	A	TFL	YDS	SK	YDS	QBH	NO	YDS	LG	TD	PD	FF	FR	TD	YDS	TK	S	A	FF	FR	S	A
2019	Texans	2	1	3	3	0	0	0.0	0.0	0	0	0	0	0	0	0	0	0	0	1	1	0	0	0	0	0	0
<b>NFL TOTALS</b>		2	1	3	3	0	0	0.0	0.0	0	0	0	0	0	0	0	0	0	0	1	1	0	0	0	0	0	0

## SINGLE-GAME HIGHS: DEFENSIVE

**Total Tackles** 11 vs. Cincinnati Bengals, Dec 27, 2020  
**Solo Tackles** 7 at Indianapolis Colts, Dec 20, 2020  
 ...1 more at 7.  
**Passes Defensed** 2 at Kansas City Chiefs, Oct 13, 2019  
**Tackles For Loss** 1 vs. Seattle Seahawks, Dec 12, 2021  
 ...1 more at 1.

**Interceptions** 1 at Arizona Cardinals, Oct 24, 2021  
 ...2 more at 1.  
**Interception Return Yards** 32 at Buffalo Bills, Oct 03, 2021  
**Special Teams Tackles** 2 at Chicago Bears, Dec 13, 2020  
 ...1 more at 2.

## SINGLE-GAME HIGHS - POSTSEASON: DEFENSIVE

**Total Tackles** 3 at Kansas City Chiefs, Jan 12, 2020  
**Solo Tackles** 3 at Kansas City Chiefs, Jan 12, 2020

**Special Teams Tackles** 1 at Kansas City Chiefs, Jan 12, 2020

## 2023 GAME-BY-GAME REGULAR-SEASON STATISTICS (SAINTS)

DATE	OPPONENT	P/S	TACKLES							INTERCEPTIONS				O. FUMB			ST				MISC		SCORE					
			TK	S	A	SK	YDS	TFL	YDS	QBH	NO	YDS	LG	TD	PD	FF	FR	TD	YDS	TK	S	A		FF	FR	S	A	W/L/T
09/10	Titans	P	0	0	0	0.0	0.0	0	0	0	0	0	0	0	0	0	0	0	1	1	0	0	0	0	0	0	W	16-15
09/18	at Panthers	P	0	0	0	0.0	0.0	0	0	0	0	0	0	0	0	0	0	0	1	1	0	0	0	0	0	0	W	20-17
09/24	at Packers	P	1	0	1	0.0	0.0	0	0	0	0	1	0	0	0	1	0	0	0	0	0	0	0	0	0	0	L	17-18
10/01	Buccaneers	P	0	0	0	0.0	0.0	0	0	0	0	0	0	0	1	0	0	0	0	0	0	0	0	0	0	0	L	9-26
10/08	at Patriots		ON INACTIVE LIST																							W	34-0	
10/15	at Texans		ON INACTIVE LIST																							L	13-20	
10/19	Jaguars	P	0	0	0	0.0	0.0	0	0	0	0	0	0	0	0	0	0	0	0	0	0	0	1	0	0	0	L	24-31
10/29	at Colts	P	0	0	0	0.0	0.0	0	0	0	0	0	0	0	0	0	0	0	0	0	0	0	0	0	0	0	W	38-27
11/05	Bears	P	0	0	0	0.0	0.0	0	0	0	0	0	0	0	0	0	0	0	0	0	0	0	0	0	0	0	W	24-17
11/12	at Vikings	P	1	1	0	0.0	0.0	0	0	0	0	0	0	0	0	0	0	0	0	0	0	0	0	0	0	0	L	19-27
11/26	at Falcons	P	0	0	0	0.0	0.0	0	0	0	0	0	0	0	0	0	0	0	1	1	0	0	0	0	0	0	L	15-24
12/03	Lions	P	0	0	0	0.0	0.0	0	0	0	0	0	0	0	0	0	0	0	0	0	0	0	0	0	0	0	L	28-33
12/10	Panthers	P	1	1	0	0.0	0.0	0	0	0	0	0	0	0	0	0	0	0	2	2	0	0	0	0	0	0	W	28-6
12/17	Giants	P	1	1	0	0.0	0.0	0	0	0	0	0	0	0	0	0	0	0	0	0	0	0	0	0	0	0	W	24-6
12/21	at Rams		INACTIVE																							L	22-30	
12/31	at Buccaneers		ON INACTIVE LIST																							W	23-13	
01/07	Falcons		ON INACTIVE LIST																							W	48-17	
<b>2023 TOTALS</b>			<b>12-0</b>	<b>4</b>	<b>3</b>	<b>1</b>	<b>0.0</b>	<b>0.0</b>	<b>0</b>	<b>0</b>	<b>0</b>	<b>1</b>	<b>0</b>	<b>0</b>	<b>0</b>	<b>2</b>	<b>0</b>	<b>0</b>	<b>0</b>	<b>0</b>	<b>5</b>	<b>5</b>	<b>0</b>	<b>0</b>	<b>1</b>	<b>0</b>	<b>0</b>	<b>9-8</b>

**EKU LEOTA**  
6'4" // 257  
AUBURN  
ASHEVILLE, N.C.

**46**  
**OLB**

EXPERIENCE (YEARS)  
NFL: 2, PANTHERS: 2

BIRTHDATE: 5.11.99

ACQUIRED: FA-23

**PRO CAREER**

2023: Appeared in eight games, contributing primarily on special teams...Has recorded three tackles and one quarterback hit on defense.

**TRANSACTIONS**

Signed as an undrafted free agent by the Carolina Panthers (5/11/23)...Released by Carolina (8/29/23)...Signed to Carolina's practice squad (8/30/23)...Signed to Panthers active roster (11/13/23).

**COLLEGE & PERSONAL**

Appeared in 36 career games (18 at Auburn, 18 at Northwestern) while making 10 starts (nine at Auburn, one at Northwestern)...Began his college career at Northwestern (2019-20) prior to finishing at Auburn (2021-22)...In 2022, played in only five games due to injury...Recorded 17 total tackles, including 5.5 tackles for loss and two sacks...In 2021, recorded a career-high 23 total tackles, including 10.0 tackles for loss and seven sacks...In 2020, recorded 13 tackles at Northwestern, including 5.5 tackles for loss and four sacks...In 2019, appeared in 10 games and recorded 12 total tackles, including 4.5 tackles for loss and 2.5 sacks...A native of Asheville, N.C...Attended Asheville HS.

**EKU LEOTA'S NFL REGULAR SEASON DEFENSIVE STATISTICS**


DATE	TEAM	GP	TACKLES											INTERCEPTIONS					O. FUMB					ST				MISC			
			GS	TK	S	A	TFL	YDS	SK	YDS	QBH	NO	YDS	LG	TD	PD	FF	FR	TD	YDS	TK	S	A	FF	FR	S	A				
2023	Panthers	8	0	3	2	1	0	0	0.0	0.0	0	1	0	0	0	0	0	0	0	0	1	0	1	0	0	0	0				
<b>NFL TOTALS</b>		<b>8</b>	<b>0</b>	<b>3</b>	<b>2</b>	<b>1</b>	<b>0</b>	<b>0</b>	<b>0.0</b>	<b>0.0</b>	<b>0</b>	<b>1</b>	<b>0</b>	<b>0</b>	<b>0</b>	<b>0</b>	<b>0</b>	<b>0</b>	<b>0</b>	<b>1</b>	<b>0</b>	<b>1</b>	<b>0</b>	<b>0</b>	<b>0</b>	<b>0</b>					

**SINGLE-GAME HIGHS: DEFENSIVE**

**Total Tackles** 2 at Chicago Bears, Nov 09, 2023      **Solo Tackles** 2 at Chicago Bears, Nov 09, 2023

**2023 GAME-BY-GAME REGULAR-SEASON STATISTICS (PANTHERS)**

DATE	OPPONENT	P/S	TACKLES											INTERCEPTIONS					O. FUMB					ST				MISC			
			TK	S	A	SK	YDS	TFL	YDS	QBH	NO	YDS	LG	TD	PD	FF	FR	TD	YDS	TK	S	A	FF	FR	S	A	W/L	SCORE			
09/10	at Falcons		PRACTICE SQUAD																				L 10-24								
09/18	Saints		PRACTICE SQUAD																				L 17-20								
09/24	at Seahawks		PRACTICE SQUAD																				L 27-37								
10/01	Vikings		PRACTICE SQUAD																				L 13-21								
10/08	at Lions		PRACTICE SQUAD																				L 24-42								
10/15	at Dolphins		PRACTICE SQUAD																				L 21-42								
10/29	Texans	P	0	0	0	0.0	0.0	0	0	0	0	0	0	0	0	0	0	0	0	0	0	0	0	0	0	0	0	W	15-13		
11/05	Colts		PRACTICE SQUAD																				L 13-27								
11/09	at Bears	P	2	2	0	0.0	0.0	0	0	0	0	0	0	0	0	0	0	0	0	1	0	1	0	0	0	0	0	L	13-16		
11/19	Cowboys	P	1	0	1	0.0	0.0	0	0	0	0	0	0	0	0	0	0	0	0	0	0	0	0	0	0	0	0	L	10-33		
11/26	at Titans	P	0	0	0	0.0	0.0	0	0	0	0	0	0	0	0	0	0	0	0	0	0	0	0	0	0	0	L	10-17			
12/03	at Buccaneers	P	0	0	0	0.0	0.0	0	0	0	0	0	0	0	0	0	0	0	0	0	0	0	0	0	0	0	L	18-21			
12/10	at Saints		ON INACTIVE LIST																				L 6-28								
12/17	Falcons		ON INACTIVE LIST																				W 9-7								
12/24	Packers		ON INACTIVE LIST																				L 30-33								
12/31	at Jaguars	P	0	0	0	0.0	0.0	0	0	0	0	0	0	0	0	0	0	0	0	0	0	0	0	0	0	0	L	0-26			
01/07	Buccaneers	P	0	0	0	0.0	0.0	0	0	0	0	0	0	0	0	0	0	0	0	0	0	0	0	0	0	0	L	0-9			
<b>2023 TOTALS</b>		<b>7-0</b>	<b>3</b>	<b>2</b>	<b>1</b>	<b>0.0</b>	<b>0.0</b>	<b>0</b>	<b>0</b>	<b>0</b>	<b>0</b>	<b>0</b>	<b>0</b>	<b>0</b>	<b>0</b>	<b>0</b>	<b>0</b>	<b>0</b>	<b>0</b>	<b>1</b>	<b>0</b>	<b>1</b>	<b>0</b>	<b>0</b>	<b>0</b>	<b>0</b>	<b>0</b>	<b>2-15</b>			



# DAMIEN LEWIS

6'2" // 327

LSU  
CANTON, MISS.

EXPERIENCE (YEARS)

NFL	PANTHERS
5	1

BIRTHDATE

3.21.97

ACQUIRED

FA-24

## PRO CAREER

- ▶ **2023:** Started and played in 16 games at left guard for the Seahawks...According to Pro Football Focus, allowed just three sacks and committed four penalties in 931 offensive snaps this past season.
- ▶ **2022:** Started all 16 games played at left guard, blocking for quarterback Geno Smith who earned his first Pro Bowl selection in addition to receiving Comeback Player of the Year honors from the Associated Press and PFWA.
- ▶ **2021:** Started 13 contests for the Seahawks at left guard, missing four due to COVID-19 and injuries.
- ▶ **2020:** Started all 16 games as a rookie for the Seattle Seahawks (15 at right guard, one at center)...One of just five offensive linemen in the 2020 draft class to start all 16 games.

## TRANSACTIONS

- ▶ Drafted by the Seattle Seahawks in the third round (69th overall) of the 2020 NFL Draft (7/28/20)...Placed on Reserve/COVID-19 list (12/30/21)...Activated from Reserve/COVID-19 list (1/6/22)...Signed by the Carolina Panthers (3/13/24).

## COLLEGE & PERSONAL

- ▶ Two-year starter at right guard for LSU (2018-19) after transferring from Northwest Mississippi Community College (2016-17)...Entered the starting lineup in the 2018 season-opener and started all 28 games of his career...As a senior, earned first team All-America honors from the Athletic and second team All-SEC from both the coaches and AP...Helped pave the way for 1,000-yard rusher Clyde Edwards-Helaire and Heisman Trophy Award winner Joe Burrow...In 2018, started all 13 games at right guard and let all offensive linemen in snaps played with 978...A two-time junior college All-America selection at Northwest Mississippi Community College after starting all 22 games at right guard...A native of Canton, Miss...Attended Canton HS.

## DAMIEN LEWIS' NFL REGULAR SEASON STATISTICS

DATE	TEAM	GP	GS
2020	Seahawks	16	16
2021	Seahawks	13	13
2022	Seahawks	16	16
2023	Seahawks	16	16
<b>NFL TOTALS</b>		<b>61</b>	<b>61</b>

## DAMIEN LEWIS' NFL POSTSEASON STATISTICS

DATE	TEAM	GP	GS
2020	Seahawks	1	1
2022	Seahawks	1	1
<b>NFL TOTALS</b>		<b>2</b>	<b>2</b>



**2023 GAME-BY-GAME REGULAR-SEASON STATISTICS (SEAHAWKS)**

DATE	OPPONENT	P/S	W/L	SCORE
09/10	Rams	S	L	13-30
09/17	at Lions	S	W	37-31+
09/24	Panthers	S	W	37-27
10/02	at Giants	S	W	24-3
10/15	at Bengals		L	13-17
10/22	Cardinals	S	W	20-10
10/29	Browns	S	W	24-20
11/05	at Ravens	S	L	3-37
11/12	Commanders	S	W	29-26
11/19	at Rams	S	L	16-17
11/23	49ers	S	L	13-31
11/30	at Cowboys	S	L	35-41
12/10	at 49ers	S	L	16-28
12/18	Eagles	S	W	20-17
12/24	at Titans	S	W	20-17
12/31	Steelers	S	L	23-30
01/07	at Cardinals	S	W	21-20
<b>2023 TOTALS</b>	<b>16-16</b>		<b>9-8</b>	

+ - Overtime



# JORDAN MATTHEWS

## 6'3" // 236

### VANDERBILT MADISON, ALA.

# 81

# TE

#### EXPERIENCE (YEARS)

NFL

PANTHERS

8

2

#### BIRTHDATE

7.16.92

#### ACQUIRED

FA-23

### PRO CAREER

2023: Appeared in one game for the Panthers.

2022: Spent time on the San Francisco roster/practice squad.

2021: Spent time on the San Francisco roster/practice squad, appearing in one game.

2020: Spent time on the San Francisco roster/practice squad, appearing in two games.

2019: Played in three total contests during the year (two with Philadelphia, one with San Francisco)...Hauled in a total of four receptions for 33 yards.

2018: Played in 14 contests while starting three games for the Philadelphia Eagles...Finished the season with 20 receptions for 300 yards and two touchdowns.

2017: Appeared in 10 games for the Buffalo Bills while starting in seven...Hauled in 25 receptions for 282 yards and a touchdown.

2016: Played in 14 games for the Eagles, making 13 starts...Finished the season with 73 receptions for 804 yards and three receiving touchdowns.

2015: Played in all 16 games with 12 starts...Set career-highs in receptions (85) and receiving yards (997)...Finished the season with eight receiving touchdowns...His 16 total receiving touchdowns in his first two seasons was tied for the 15th most league-wide over that span (2014-15).

2014: Appeared in all 16 games as a rookie for the Philadelphia Eagles, starting in 10 contests...Finished the season with 67 receptions and ranked fifth league-wide amongst rookies with 872 receiving yards...Tied for the fourth-most receiving touchdowns amongst rookies with eight.

### TRANSACTIONS

Drafted in the second round (42nd overall) of 2014 NFL Draft by the Philadelphia Eagles (5/28/14)...Traded to the Buffalo Bills (8/11/17)...Declared Free Agent (3/14/18)...Signed by the New England Patriots (4/6/18)...Released by New England (8/1/18)...Signed by the Philadelphia Eagles (9/19/18)...Declared Free Agent (3/13/19)...Signed by the San Francisco 49ers (3/14/19)...Released by San Francisco (8/31/19)...Signed by San Francisco (10/3/19)...Released by San Francisco (10/26/19)...Signed by Philadelphia (11/11/19)...Released by Philadelphia (11/25/19)...Signed by San Francisco (12/11/19)...Declared Free Agent (3/18/20)...Signed to San Francisco's practice squad (11/27/20)...Released by San Francisco (12/8/20)...Signed to San Francisco's practice squad (12/23/20)...Released by San Francisco (1/4/21)...Signed by San Francisco (7/31/21)...Released by San Francisco (8/31/21)...Signed to San Francisco's practice squad (9/1/21)...Released by San Francisco (9/22/21)...Signed to San Francisco's practice squad (10/5/21)...Signed by San Francisco (2/2/22)...Signed to Carolina Panthers practice squad (10/25/23)...Elevated to Panthers active roster (11/7/23)...Waived by Panthers (8/27/24)...Signed to Panthers practice squad (8/28/24)...Signed Panthers to active roster (8/29/24).

### COLLEGE & PERSONAL

Appeared in 51 games at Vanderbilt (2010-13)...Finished his career with 262 receptions for 3,759 yards and 24 touchdowns...Also rushed nine times for 115 yards and a touchdown...As a senior in 2013, earned first team All-America honors after establishing a new SEC record with 112 catches and the third-highest receiving yards total (1,477) in SEC history...As a junior in 2012, was a unanimous first team All-SEC wide receiver after registering 94 receptions for 1,323 and eight touchdowns...In 2011, led the team in catches (41) and receiving yards (783) and five touchdowns...Ranked among SEC leaders with 19.1 yards per catch...In 2010 as a freshman, racked up 15 catches for 184 yards and four touchdowns...A native of Madison, Ala...Attended Madison Academy.

## JORDAN MATTHEWS' NFL REGULAR SEASON RUSHING/RECEIVING STATISTICS

DATE	TEAM	RECEIVING							RUSHING				
		GP	GS	NO.	YDS.	AVG.	LG	TD	NO.	YDS.	AVG.	LG	TD
2014	Eagles	16	10	67	872	13.0	44t	8	0	0	0.0	0	0
2015	Eagles	16	12	85	997	11.7	78t	8	0	0	0.0	0	0
2016	Eagles	14	13	73	804	11.0	54	3	0	0	0.0	0	0
2017	Bills	10	7	25	282	11.3	47	1	0	0	0.0	0	0
2017	Eagles	0	0	0	0	0.0	0	0	0	0	0.0	0	0
2017	TOTAL	10	7	25	282	11.3	47	1	0	0	0.0	0	0
2018	Eagles	14	3	20	300	15.0	56t	2	0	0	0.0	0	0
2019	49ers	1	0	0	0	0.0	0	0	0	0	0.0	0	0
2019	Eagles	2	1	4	33	8.3	10	0	0	0	0.0	0	0
2019	TOTAL	3	1	4	33	8.3	10	0	0	0	0.0	0	0
2020	49ers	2	0	0	0	0.0	0	0	0	0	0.0	0	0
2021	49ers	1	0	0	0	0.0	0	0	0	0	0.0	0	0
2022	49ers	0	0	0	0	0.0	0	0	0	0	0.0	0	0
2023	Panthers	1	0	0	0	0.0	0	0	0	0	0.0	0	0
<b>NFL TOTALS</b>		<b>77</b>	<b>46</b>	<b>274</b>	<b>3,288</b>	<b>12.0</b>	<b>78T</b>	<b>22</b>	<b>0</b>	<b>0</b>	<b>0.0</b>	<b>0</b>	<b>0</b>

## JORDAN MATTHEWS' NFL POSTSEASON RUSHING/RECEIVING STATISTICS

DATE	TEAM	RECEIVING							RUSHING				
		GP	GS	NO.	YDS.	AVG.	LG	TD	NO.	YDS.	AVG.	LG	TD
2018	Eagles	2	0	1	37	37.0	37t	1	0	0	0.0	0	0
2019	49ers	0	0	0	0	0.0	0	0	0	0	0.0	0	0
2021	49ers	0	0	0	0	0.0	0	0	0	0	0.0	0	0
2022	49ers	0	0	0	0	0.0	0	0	0	0	0.0	0	0
<b>NFL TOTALS</b>		<b>2</b>	<b>0</b>	<b>1</b>	<b>37</b>	<b>37.0</b>	<b>37T</b>	<b>1</b>	<b>0</b>	<b>0</b>	<b>0.0</b>	<b>0</b>	<b>0</b>

## JORDAN MATTHEWS' NFL REGULAR SEASON RETURN STATISTICS

DATE	TEAM	KICKOFF RETURNS						PUNT RETURNS					
		RET.	YDS.	AVG.	LG	TD	NO.	FC	YDS.	AVG.	LG	TD	
2014	Eagles	0	0	0.0	0	0	0	0	0	0	0.0	0	0
2015	Eagles	0	0	0.0	0	0	0	0	0	0	0.0	0	0
2016	Eagles	0	0	0.0	0	0	0	0	0	0	0.0	0	0
2017	Bills	0	0	0.0	0	0	0	0	0	0	0.0	0	0
2017	Eagles	0	0	0.0	0	0	0	0	0	0	0.0	0	0
2017	TOTAL	0	0	0.0	0	0	0	0	0	0	0.0	0	0
2018	Eagles	0	0	0.0	0	0	0	0	0	0	0.0	0	0
2019	49ers	0	0	0.0	0	0	0	0	0	0	0.0	0	0
2019	Eagles	0	0	0.0	0	0	0	0	0	0	0.0	0	0
2019	TOTAL	0	0	0.0	0	0	0	0	0	0	0.0	0	0
2020	49ers	0	0	0.0	0	0	0	0	0	0	0.0	0	0
2021	49ers	0	0	0.0	0	0	0	0	0	0	0.0	0	0
2022	49ers	0	0	0.0	0	0	0	0	0	0	0.0	0	0
2023	Panthers	0	0	0.0	0	0	0	0	0	0	0.0	0	0
<b>NFL TOTALS</b>		<b>0</b>	<b>0</b>	<b>0.0</b>	<b>0</b>	<b>0</b>	<b>0</b>	<b>0</b>	<b>0</b>	<b>0</b>	<b>0.0</b>	<b>0</b>	<b>0</b>

## JORDAN MATTHEWS' NFL POSTSEASON RETURN STATISTICS

DATE	TEAM	KICKOFF RETURNS						PUNT RETURNS					
		RET.	YDS.	AVG.	LG	TD	NO.	FC	YDS.	AVG.	LG	TD	
2018	Eagles	0	0	0.0	0	0	0	0	0	0	0.0	0	0
2019	49ers	0	0	0.0	0	0	0	0	0	0	0.0	0	0
2021	49ers	0	0	0.0	0	0	0	0	0	0	0.0	0	0
2022	49ers	0	0	0.0	0	0	0	0	0	0	0.0	0	0
<b>NFL TOTALS</b>		<b>0</b>	<b>0</b>	<b>0.0</b>	<b>0</b>	<b>0</b>	<b>0</b>	<b>0</b>	<b>0</b>	<b>0</b>	<b>0.0</b>	<b>0</b>	<b>0</b>

## SINGLE-GAME HIGHS: RECEIVING

**Receptions** 11 at Dallas Cowboys, Oct 30, 2016  
**Receiving Yards** 159 vs. Arizona Cardinals, Dec 20, 2015  
**Receiving Average** 25.0 at Washington Redskins, Oct 16, 2016  
**Longest Receptions** 78t vs. Arizona Cardinals, Dec 20, 2015

**Receiving TDs** 2 at New York Giants, Jan 03, 2016  
 ...2 more at 2.  
**All-Purpose Yards** 159 vs. Arizona Cardinals, Dec 20, 2015  
**Most TDs** 2 at New York Giants, Jan 03, 2016  
 ...2 more at 2.  
**Miscellaneous Tackles** 2 vs. Seattle Seahawks, Nov 24, 2019  
 ...1 more at 2.

## SINGLE-GAME HIGHS - POSTSEASON: RECEIVING

**Receptions** 1 at New Orleans Saints, Jan 13, 2019  
**Receiving Yards** 37 at New Orleans Saints, Jan 13, 2019  
**Longest Receptions** 37t at New Orleans Saints, Jan 13, 2019

**Receiving TDs** 1 at New Orleans Saints, Jan 13, 2019  
**All-Purpose Yards** 37 at New Orleans Saints, Jan 13, 2019  
**Most TDs** 1 at New Orleans Saints, Jan 13, 2019

## 100-YARD RECEIVING GAMES (8): REGULAR SEASON

DATE	TEAM	NO.	YDS.	AVG.	LG	TD
11/10/14	PANTHERS	7	138	19.7	33	2
11/16/14	at Packers	5	107	21.4	40	1
12/28/14	at Giants	8	105	13.1	44t	1
09/14/15	at Falcons	10	102	10.2	25	0
11/08/15	at Cowboys	9	133	14.8	41t	1
12/20/15	CARDINALS	8	159	19.9	78t	1
12/26/15	COMMANDERS	6	104	17.3	43	1
09/11/16	BROWNS	7	114	16.3	28	1

## 2023 GAME-BY-GAME REGULAR-SEASON STATISTICS (PANTHERS)

DATE	OPPONENT	P/S	RECEIVING					RUSHING					W/L	SCORE	
			NO.	YDS.	AVG.	LG	TD	NO.	YDS.	AVG.	LG	TD			
10/29	Texans													W	15-13
11/05	Colts													L	13-27
11/09	at Bears	P	0	0	0.0	0	0	0	0.0	0	0	0	L	13-16	
11/19	Cowboys												L	10-33	
11/26	at Titans												L	10-17	
12/03	at Buccaneers												L	18-21	
12/10	at Saints												L	6-28	
12/17	Falcons												W	9-7	
12/24	Packers												L	30-33	
12/31	at Jaguars												L	0-26	
01/07	Buccaneers												L	0-9	
<b>2023 TOTALS</b>		<b>1-0</b>	<b>0</b>	<b>0</b>	<b>0.0</b>	<b>0</b>	<b>0</b>	<b>0</b>	<b>0.0</b>	<b>0</b>	<b>0</b>	<b>0</b>	<b>2-9</b>		

**JONATHAN MINGO**  
6'2" // 225  
MISSISSIPPI  
BRANDON, MISS.

**15**  
**WR**

EXPERIENCE (YEARS)  
NFL: 2, PANTHERS: 2

BIRTHDATE: 4.20.01

ACQUIRED: 02-23

### PRO CAREER

- 2023: Played in 15 games with 14 starts hauling 43 receptions for 418 yards (9.7 avg.), before being placed on injured reserve during Week 18...In Week 13, set single-game career highs with six receptions and 69 receiving yards.

### TRANSACTIONS

- Selected by Carolina in the second round (39th overall) of the 2023 NFL Draft...Placed on injured reserve (1/2/24).

### COLLEGE & PERSONAL

- Played four seasons (2019-22) at the University of Mississippi, appearing in 40 career games...Recorded 112 receptions for 1,758 yards and 12 touchdowns for the Rebels...As a senior, finished with a career-high 51 receptions for 861 yards and five touchdowns...Earned all-SEC second team voted on by the coaches...Set a new program record with 247 receiving yards in a single game against Vanderbilt (10/8/22)...As a junior, started six games, missing seven games due to injury, but still racked up 346 yards on 22 catches...During his sophomore season, he played in 10 games with eight starts, hauling in 27 catches for 279 yards and three touchdowns...Started all 12 games as a true freshman...Hauled in 12 catches for 172 yards and a touchdown...A native of Brandon, Miss...Attended Brandon HS.

### JONATHAN MINGO'S NFL REGULAR SEASON RUSHING/RECEIVING STATISTICS

DATE	TEAM	RECEIVING							RUSHING				
		GP	GS	NO.	YDS.	AVG.	LG	TD	NO.	YDS.	AVG.	LG	TD
2023	Panthers	15	14	43	418	9.7	40	0	0	0	0.0	0	0
<b>NFL TOTALS</b>		<b>15</b>	<b>14</b>	<b>43</b>	<b>418</b>	<b>9.7</b>	<b>40</b>	<b>0</b>	<b>0</b>	<b>0</b>	<b>0.0</b>	<b>0</b>	<b>0</b>

### JONATHAN MINGO'S NFL REGULAR SEASON RETURN STATISTICS

DATE	TEAM	KICKOFF RETURNS					PUNT RETURNS					
		RET.	YDS.	AVG.	LG	TD	NO.	FC	YDS.	AVG.	LG	TD
2023	Panthers	0	0	0.0	0	0	0	0	0	0.0	0	0
<b>NFL TOTALS</b>		<b>0</b>	<b>0</b>	<b>0.0</b>	<b>0</b>	<b>0</b>	<b>0</b>	<b>0</b>	<b>0</b>	<b>0.0</b>	<b>0</b>	<b>0</b>

### SINGLE-GAME HIGHS: RECEIVING

**Receptions** 6 at Tampa Bay Buccaneers, Dec 03, 2023  
**Receiving Yards** 69 at Tampa Bay Buccaneers, Dec 03, 2023  
**Receiving Average** 15.5 vs. Houston Texans, Oct 29, 2023

**Longest Receptions** 40 vs. Houston Texans, Oct 29, 2023  
**All-Purpose Yards** 69 at Tampa Bay Buccaneers, Dec 03, 2023  
**Miscellaneous Tackles** 1 at Detroit Lions, Oct 08, 2023  
 ...1 more at 1.

**2023 GAME-BY-GAME REGULAR-SEASON STATISTICS (PANTHERS)**

DATE	OPPONENT	P/S	RECEIVING					RUSHING					TD	W/L	SCORE
			NO.	YDS.	AVG.	LG	TD	NO.	YDS.	AVG.	LG	TD			
09/10	at Falcons	S	2	17	8.5	9	0	0	0	0.0	0	0	0	L	10-24
09/18	Saints	S	3	26	8.7	22	0	0	0	0.0	0	0	0	L	17-20
09/24	at Seahawks	S	3	21	7.0	9	0	0	0	0.0	0	0	0	L	27-37
10/01	Vikings		ON INACTIVE LIST										L	13-21	
10/08	at Lions	S	5	48	9.6	13	0	0	0	0.0	0	0	0	L	24-42
10/15	at Dolphins	S	2	21	10.5	11	0	0	0	0.0	0	0	0	L	21-42
10/29	Texans	S	4	62	15.5	40	0	0	0	0.0	0	0	0	W	15-13
11/05	Colts	S	1	5	5.0	5	0	0	0	0.0	0	0	0	L	13-27
11/09	at Bears	S	3	20	6.7	10	0	0	0	0.0	0	0	0	L	13-16
11/19	Cowboys	P	1	6	6.0	6	0	0	0	0.0	0	0	0	L	10-33
11/26	at Titans	S	4	60	15.0	24	0	0	0	0.0	0	0	0	L	10-17
12/03	at Buccaneers	S	6	69	11.5	31	0	0	0	0.0	0	0	0	L	18-21
12/10	at Saints	S	2	22	11.0	13	0	0	0	0.0	0	0	0	L	6-28
12/17	Falcons	S	4	32	8.0	20	0	0	0	0.0	0	0	0	W	9-7
12/24	Packers	S	1	9	9.0	9	0	0	0	0.0	0	0	0	L	30-33
12/31	at Jaguars	S	2	0	0.0	4	0	0	0	0.0	0	0	0	L	0-26
01/07	Buccaneers		INJURED RESERVE										L	0-9	
<b>2023 TOTALS</b>		<b>15-14</b>	<b>43</b>	<b>418</b>	<b>9.7</b>	<b>40</b>	<b>0</b>	<b>0</b>	<b>0</b>	<b>0.0</b>	<b>0</b>	<b>0</b>	<b>0</b>	<b>2-15</b>	

### PRO CAREER

- 2023: Played in seven games for the Tampa Bay Buccaneers...Finished the season with five receptions for 94 yards and a touchdown, all coming in the final five weeks of the season.
- 2021: Appeared in three total games on the season, two with the Denver Broncos and one as a Green Bay Packer.
- 2020: Played in 16 games for the Seahawks (six starts)...Tallied a career-high 35 receptions for 417 yards and a career-high six touchdown receptions.
- 2019: Appeared in 14 games making one start for Seattle...Recorded 17 catches for 301 yards and two touchdown receptions.
- 2018: Played in all 16 games with seven starts for the Seahawks...Hauled in 26 receptions for 445 yards and five touchdowns...Averaged 17.1 yards per reception...Recorded a career-high 19 first-downs receiving.
- 2017: Appeared in one game as a rookie for the Seattle Seahawks.

### TRANSACTIONS

- Drafted by the Seattle Seahawks in the seventh round (2667th overall) of the 2017 NFL Draft...Released by Seattle (9/2/17)...Signed to the Seahawks practice squad (9/4/17)...Re-signed with Seattle (4/15/19)...Re-signed with Seattle (4/22/20)...Signed with the Carolina Panthers (3/18/21)...Released by Carolina (9/1/21)...Signed to the Las Vegas Raiders practice squad (9/6/21)...Signed to the Deyer Broncos practice squad (9/6/21)...Released by Denver (10/19/21)...Signed to the Broncos practice squad (10/20/21)...Released by Denver (11/9/21)...Signed to the Green Bay Packers practice squad (12/30/21)...Signed with the Chicago Bears (4/22/22)...Released by Chicago (9/17/22)...Signed with the Tampa Bay Buccaneers (5/15/23)...Released by Tampa Bay (8/29/23)...Signed to the Buccaneers' practice squad (8/30/23)...Signed to Carolina Panthers (3/20/24).

### COLLEGE & PERSONAL

- Played in 41 career games at Division II East Central University in Ada, Okla (2013-16)...Set program records with 2,776 receiving yards and 35 career touchdowns...As a senior in 2016, hauled in a career-high 57 receptions for 878 yards and 10 touchdowns...In 2015, named D2Football.com All-America Honorable Mention after becoming the school's first receiver to record over 1,000 receiving yards (1,079) in a single season...Set a single season receiving touchdown record (13)...As a junior, earned All-GAC Honorable Mention honors after finishing second on the team with 526 receiving yards on 33 receptions...Played in eight games in 2013 as a freshman...Caught 12 passes for 275 yards and two touchdowns...A native of Gainesville, Texas...Attended Gainesville HS.

### DAVID MOORE'S NFL REGULAR SEASON RUSHING/RECEIVING STATISTICS

DATE	TEAM	RECEIVING								RUSHING			
		GP	GS	NO.	YDS.	AVG.	LG	TD	NO.	YDS.	AVG.	LG	TD
2017	Seahawks	1	0	0	0	0.0	0	0	0	0	0.0	0	0
2018	Seahawks	16	7	26	445	17.1	54	5	1	5	5.0	5	0
2019	Seahawks	14	1	17	301	17.7	60t	2	3	25	8.3	19	0
2020	Seahawks	16	6	35	417	11.9	57	6	8	61	7.6	15	0
2021	Broncos	2	0	0	0	0.0	0	0	0	0	0.0	0	0
2021	Packers	1	0	0	0	0.0	0	0	0	0	0.0	0	0
2021	TOTAL	3	0	0	0	0.0	0	0	0	0	0.0	0	0
2022	Bears	0	0	0	0	0.0	0	0	0	0	0.0	0	0
2023	Buccaneers	7	0	5	94	18.8	52t	1	0	0	0.0	0	0
<b>NFL TOTALS</b>		<b>57</b>	<b>14</b>	<b>83</b>	<b>1,257</b>	<b>15.1</b>	<b>60T</b>	<b>14</b>	<b>12</b>	<b>91</b>	<b>7.6</b>	<b>19</b>	<b>0</b>

## DAVID MOORE'S NFL POSTSEASON RUSHING/RECEIVING STATISTICS

DATE	TEAM	RECEIVING								RUSHING				
		GP	GS	NO.	YDS.	AVG.	LG	TD	NO.	YDS.	AVG.	LG	TD	
2018	Seahawks	1	0	0	0	0.0	0	0	0	0	0	0.0	0	0
2019	Seahawks	2	1	2	57	28.5	38	0	1	6	6.0	6	0	0
2020	Seahawks	1	1	1	1	1.0	1	0	1	4	4.0	4	0	0
2021	Packers	0	0	0	0	0.0	0	0	0	0	0.0	0	0	0
2023	Buccaneers	2	0	3	77	25.7	44t	1	0	0	0.0	0	0	0
<b>NFL TOTALS</b>		<b>6</b>	<b>2</b>	<b>6</b>	<b>135</b>	<b>22.5</b>	<b>44T</b>	<b>1</b>	<b>2</b>	<b>10</b>	<b>5.0</b>	<b>6</b>	<b>0</b>	<b>0</b>

## DAVID MOORE'S NFL REGULAR SEASON RETURN STATISTICS

DATE	TEAM	KICKOFF RETURNS					PUNT RETURNS						
		RET.	YDS.	AVG.	LG	TD	NO.	FC	YDS.	AVG.	LG	TD	
2017	Seahawks	0	0	0.0	0	0	0	0	0	0.0	0	0	0
2018	Seahawks	1	18	18.0	18	0	0	0	0	0.0	0	0	0
2019	Seahawks	0	0	0.0	0	0	10	10	75	7.5	18	0	0
2020	Seahawks	3	47	15.7	21	0	12	14	111	9.3	20	0	0
2021	Broncos	0	0	0.0	0	0	0	0	0	0.0	0	0	0
2021	Packers	0	0	0.0	0	0	3	1	33	11.0	21	0	0
2021	TOTAL	0	0	0.0	0	0	3	1	33	11.0	21	0	0
2022	Bears	0	0	0.0	0	0	0	0	0	0.0	0	0	0
2023	Buccaneers	0	0	0.0	0	0	0	0	0	0.0	0	0	0
<b>NFL TOTALS</b>		<b>4</b>	<b>65</b>	<b>16.3</b>	<b>21</b>	<b>0</b>	<b>25</b>	<b>25</b>	<b>219</b>	<b>8.8</b>	<b>21</b>	<b>0</b>	<b>0</b>

### SINGLE-GAME HIGHS: RUSHING/RECEIVING

**Rush Attempts** 2 vs. San Francisco 49ers, Nov 01, 2020  
**Rushing Yards** 28 vs. San Francisco 49ers, Nov 01, 2020  
**Longest Runs** 19 vs. Arizona Cardinals, Dec 22, 2019  
**Receptions** 4 at Buffalo Bills, Nov 08, 2020  
 ...3 more at 4.  
**Receiving Yards** 103 at Carolina Panthers, Nov 25, 2018  
**Receiving Average** 31.7 at Miami Dolphins, Oct 04, 2020  
**Longest Receptions** 60t vs. Minnesota Vikings, Dec 02, 2019  
**Receiving TDs** 2 vs. Los Angeles Rams, Oct 07, 2018  
**All-Purpose Yards** 108 vs. San Francisco 49ers, Nov 01, 2020  
**Kickoff Returns** 2 vs. San Francisco 49ers, Nov 01, 2020

**Kickoff Return Yards** 38 vs. San Francisco 49ers, Nov 01, 2020  
**Longest Kickoff Return** 21 vs. San Francisco 49ers, Nov 01, 2020  
**Fair Catches** 3 vs. Arizona Cardinals, Nov 19, 2020  
 ...2 more at 3.  
**Punt Return Yards** 33 vs. Minnesota Vikings, Jan 02, 2022  
**Longest Punt Return** 21 vs. Minnesota Vikings, Jan 02, 2022  
**Punt Returns** 3 vs. Minnesota Vikings, Jan 02, 2022  
 ...1 more at 3.  
**Punt Return Average** 11.0 vs. Minnesota Vikings, Jan 02, 2022  
**Special Teams Tackles** 2 vs. Jacksonville Jaguars, Dec 24, 2023  
**Most TDs** 2 vs. Los Angeles Rams, Oct 07, 2018  
**Miscellaneous Tackles** 1 vs. New Orleans Saints, Dec 31, 2023

### SINGLE-GAME HIGHS - POSTSEASON: RUSHING/RECEIVING

**Rush Attempts** 1 vs. Los Angeles Rams, Jan 09, 2021  
 1 at Green Bay Packers, Jan 12, 2020  
**Rushing Yards** 6 at Green Bay Packers, Jan 12, 2020  
 4 vs. Los Angeles Rams, Jan 09, 2021  
**Longest Runs** 6 at Green Bay Packers, Jan 12, 2020  
 4 vs. Los Angeles Rams, Jan 09, 2021  
**Receptions** 2 vs. Philadelphia Eagles, Jan 15, 2024  
 2 at Philadelphia Eagles, Jan 05, 2020  
 1 at Detroit Lions, Jan 21, 2024  
**Receiving Yards** 1 vs. Los Angeles Rams, Jan 09, 2021  
 66 vs. Philadelphia Eagles, Jan 15, 2024  
 57 at Philadelphia Eagles, Jan 05, 2020  
 11 at Detroit Lions, Jan 21, 2024  
 1 vs. Los Angeles Rams, Jan 09, 2021  
**Longest Receptions** 44t vs. Philadelphia Eagles, Jan 15, 2024  
 38 at Philadelphia Eagles, Jan 05, 2020  
 22 vs. Philadelphia Eagles, Jan 15, 2024  
 19 at Philadelphia Eagles, Jan 05, 2020  
 11 at Detroit Lions, Jan 21, 2024  
**Receiving TDs** 1 vs. Philadelphia Eagles, Jan 15, 2024

**All-Purpose Yards** 66 vs. Philadelphia Eagles, Jan 15, 2024  
 62 at Philadelphia Eagles, Jan 05, 2020  
 16 at Green Bay Packers, Jan 12, 2020  
 11 at Detroit Lions, Jan 21, 2024  
 5 vs. Los Angeles Rams, Jan 09, 2021  
**Fair Catches** 2 at Philadelphia Eagles, Jan 05, 2020  
 1 at Green Bay Packers, Jan 12, 2020  
**Punt Return Yards** 10 at Green Bay Packers, Jan 12, 2020  
 5 at Philadelphia Eagles, Jan 05, 2020  
**Longest Punt Return** 10 at Green Bay Packers, Jan 12, 2020  
 5 at Philadelphia Eagles, Jan 05, 2020  
**Punt Returns** 1 at Green Bay Packers, Jan 12, 2020  
 1 at Philadelphia Eagles, Jan 05, 2020  
**Most TDs** 1 vs. Philadelphia Eagles, Jan 15, 2024

### 100-YARD RECEIVING GAMES (1): REGULAR SEASON

DATE	TEAM	NO.	YDS.	AVG.	LG	TD
11/25/18	at Panthers	4	103	25.8	54	1



## 2023 GAME-BY-GAME REGULAR-SEASON STATISTICS (BUCCANEERS)

DATE	OPPONENT	P/S	RECEIVING					RUSHING					TD	W/L	SCORE
			NO.	YDS.	AVG.	LG	TD	NO.	YDS.	AVG.	LG	TD			
09/10	at Vikings													W	20-17
09/17	Bears													W	27-17
09/25	Eagles													L	11-25
10/01	at Saints													W	26-9
10/15	Lions													L	6-20
10/22	Falcons													L	13-16
10/26	at Bills													L	18-24
11/05	at Texans													L	37-39
11/12	Titans													W	20-6
11/19	at 49ers													L	14-27
11/26	at Colts													L	20-27
12/03	Panthers													W	21-18
12/10	at Falcons													W	29-25
12/17	at Packers													W	34-20
12/24	Jaguars													W	30-12
12/31	Saints													L	13-23
01/07	at Panthers													W	9-0
<b>2023 TOTALS</b>		<b>0-0</b>	<b>0</b>	<b>0</b>	<b>0.0</b>	<b>0</b>	<b>0</b>	<b>0</b>	<b>0</b>	<b>0.0</b>	<b>0</b>	<b>0</b>	<b>0</b>	<b>9-8</b>	

## 2023 GAME-BY-GAME POSTSEASON STATISTICS (BUCCANEERS)

DATE	OPPONENT	P/S	RECEIVING					RUSHING					TD	W/L	SCORE
			NO.	YDS.	AVG.	LG	TD	NO.	YDS.	AVG.	LG	TD			
01/15	Eagles	P	2	66	33.0	44t	1	0	0	0.0	0	0	0	W	32-9
01/21	at Lions	P	1	11	11.0	11	0	0	0	0.0	0	0	0	L	23-31
<b>2023 TOTALS</b>		<b>2-0</b>	<b>3</b>	<b>77</b>	<b>25.7</b>	<b>44T</b>	<b>1</b>	<b>0</b>	<b>0</b>	<b>0.0</b>	<b>0</b>	<b>0</b>	<b>0</b>	<b>1-1</b>	

**TAYLOR MOTON**  
6'5" // 325  
WESTERN MICHIGAN  
OKEMOS, MICH.

**72**  
**T**

EXPERIENCE (YEARS)		BIRTHDATE	ACQUIRED
NFL	PANTHERS	8.14.94	D2B-17
8	8		

### PRO CAREER

- 2023: Started in all 17 games at right tackle.
- 2022: Started at right tackle for all 17 games...The Panthers had just two different starting five combinations up front in 2022 (not including jumbo packages)...Since Week Seven, the offensive line played a part in one of the league's most dominant rushing attacks...In that time span, Carolina ranked fifth league-wide in rushing attempts (359), fourth in rushing yards (1,668), and tenth in yards per rush (4.65)...Since Week Seven, the Panthers tied for third fewest sacks allowed (17), tenth in sack percentage per passing attempt (5.8%) and eighth in average time to throw for a quarterback (2.94)...In Week 16 against the Lions, the offensive line played an integral role in the offense rushing for a new franchise best 320 yards (previous high was 299 vs Tampa Bay, 12/8/08) and recording the most total net yards as an offense with 570 (previous high was 548 vs Miami, 11/13/17)...The unit kept the pocket clean for Darnold, not allowing a single sack or quarterback hit.
- 2021: Only Panther offensive lineman to start all 17 contests, starting 16 games at right tackle and one at left tackle.
- 2020: Started all 16 games and played 100 percent of the offensive snaps, becoming 13th different Panthers player to play 100 percent of the offensive snaps since 2000...According to PFF, posted third-best pass-blocking efficiency rating among qualified NFL tackles and ranked sixth in fewest pressures allowed (20) among qualified tackles.
- 2019: Started all 16 games for Carolina at right tackle...Helped Christian McCaffrey rank third in the NFL with 1,387 rushing yards.
- 2018: Started all 16 games for Carolina, with one at left tackle and 15 at right tackle...Helped the Panthers rank fourth in the NFL with 133.5 rushing yards per game.
- 2017: Played in all 16 regular season games and one playoff game in his rookie campaign.

### TRANSACTIONS

- Selected in the second round (64th overall) of the 2017 NFL Draft by Carolina...Received franchise tag for 2021 season (3/9/21)...Agreed to terms on long-term contract extension (7/15/21).

### COLLEGE & PERSONAL

- Four-year starter and two-time All-Mid-American Conference honoree at Western Michigan...Set a school record for the most starts in a career with 52...Started 39 games at right tackle and 13 at right guard...Cleared paths for a 1,000-yard rusher as a sophomore, junior and senior - the first time in school history the Broncos had a 1,000-yard rusher in three consecutive seasons...2016 (Sr.): First-team All-Mid-American Conference selection...Started 14 games at right tackle...Helped Western Michigan to a school record 13 wins, first Mid-American Conference championship since 1988 and first-ever appearance in the Cotton Bowl...Opened holes for rushing attack that ranked second in the conference with an average of 228.9 yards per game...Provided protection for unit that allowed just 15 sacks...2015 (Jr.): Third-team All-Mid-American Conference choice...Started 13 games at right guard...Key member of offense that finished second in the conference in rushing with an average of 204.6 yards per game...2014 (So.): Started 13 games at right tackle...Made first career catch, snatching a deflected pass out of the air against Bowling Green...2013 (Fr.): Started 12 games at right tackle...2012: Redshirted as a true freshman. Attended Okemos (Mich.) HS...Graduated from Western Michigan with a degree in business.

### TAYLOR MOTON'S NFL REGULAR SEASON STATISTICS

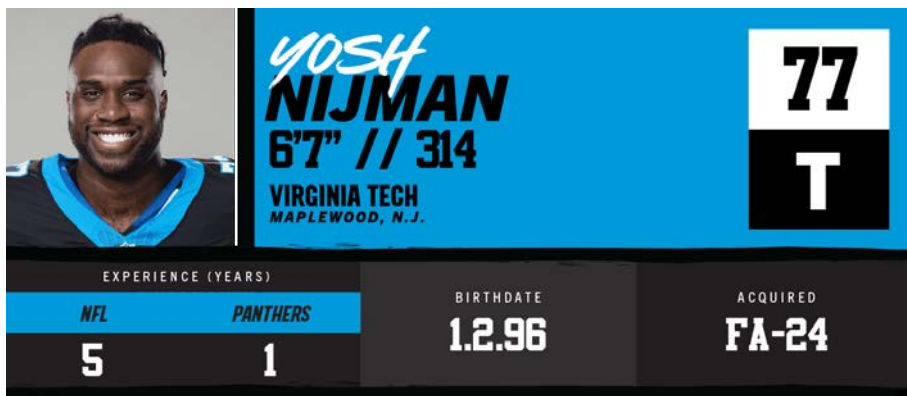
DATE	TEAM	GP	GS
2017	Panthers	16	0
2018	Panthers	16	16
2019	Panthers	16	16
2020	Panthers	16	16
2021	Panthers	17	17
2022	Panthers	17	17
2023	Panthers	17	17
<b>NFL TOTALS</b>		<b>115</b>	<b>99</b>

### TAYLOR MOTON'S NFL POSTSEASON STATISTICS

DATE	TEAM	GP	GS
2017	Panthers	1	0
<b>NFL TOTALS</b>		<b>1</b>	<b>0</b>

**2023 GAME-BY-GAME REGULAR-SEASON STATISTICS (PANTHERS)**

DATE	OPPONENT	P/S	W/L	SCORE
09/10	at Falcons	S	L	10-24
09/18	Saints	S	L	17-20
09/24	at Seahawks	S	L	27-37
10/01	Vikings	S	L	13-21
10/08	at Lions	S	L	24-42
10/15	at Dolphins	S	L	21-42
10/29	Texans	S	W	15-13
11/05	Colts	S	L	13-27
11/09	at Bears	S	L	13-16
11/19	Cowboys	S	L	10-33
11/26	at Titans	S	L	10-17
12/03	at Buccaneers	S	L	18-21
12/10	at Saints	S	L	6-28
12/17	Falcons	S	W	9-7
12/24	Packers	S	L	30-33
12/31	at Jaguars	S	L	0-26
01/07	Buccaneers	S	L	0-9
<b>2023 TOTALS</b>		<b>17-17</b>	<b>2-15</b>	



**YOSH NIJMAN**  
6'7" // 314  
VIRGINIA TECH  
MAPLEWOOD, N.J.

**77**  
**T**

EXPERIENCE (YEARS)		BIRTHDATE	ACQUIRED
NFL	PANTHERS	1.2.96	FA-24
5	1		

### PRO CAREER

- **2023:** Appeared in all 17 games for the Green Bay Packers, starting one game at tackle.
- **2022:** Appeared in all 17 contests last season for the Packers with a career-high 13 starts, opening 11 games at right tackle and two at left tackle.
- **2021:** Played in all 17 games with eight starts at left tackle in 2021 for Green Bay...The offense averaged 395.3 yards per game and 31.9 points per game in those eight contests.
- **2020:** Played in all 16 regular-season games and both playoff contests as a rookie for the Packers in limited action on offense and special teams.

### TRANSACTIONS

- Signed as an undrafted free agent by the Green Bay Packers (5/3/19)...Released by Green Bay (8/31/19)...Signed to Green Bay's practice squad (9/1/19)...Signed to active roster (11/26/19)...Re-signed by Green Bay (5/6/21)...Re-signed by Green Bay (4/18/22)...Re-signed by Green Bay (4/17/23)...Signed to Carolina Panthers (3/19/24).

### COLLEGE & PERSONAL

- Played in 45 games with 32 starts over four seasons at Virginia Tech (2015-18), lining up as a starter at left tackle for two seasons (2016-17) before moving to right tackle for his senior season in 2018...As a senior, started 10 games at right tackle and protected QB Ryan Willis, who finished No. 3 in the Atlantic Coast Conference with a 2.67 TD-to-INT ratio, No. 4 in passing yards per game (226.3) and pass efficiency (138.0), and No. 5 in total offense (244.8 ypg)...Helped pave the way for the Hokies to rush for 2,266 yards and 19 TDs on 520 carries (4.3 avg...). Played in nine games as a junior in 2017 with eight starts at left tackle and protected QB Josh Jackson, who set freshman program records for TD passes (20), passing yards (2,991) and 200-plus-yard passing games (nine)...As a sophomore, started all 14 games at left tackle and blocked for QB Jerod Evans, who set single-season school marks for completions (268), passing yards (3,542) and passing TDs (29) and was named the ACC Newcomer of the Year by Athlon and The Associated Press...Appeared in 12 contests as a freshman, playing more than 50 snaps vs. Ohio State (Sept. 7) and vs. Furman (Sept. 12)...A native of Maplewood, N.J...Attended Columbia HS.

### YOSH NIJMAN'S NFL REGULAR SEASON STATISTICS

DATE	TEAM	GP	GS
2019	Packers	0	0
2020	Packers	16	0
2021	Packers	17	8
2022	Packers	17	13
2023	Packers	17	1
<b>NFL TOTALS</b>		<b>67</b>	<b>22</b>

### YOSH NIJMAN'S NFL POSTSEASON STATISTICS

DATE	TEAM	GP	GS
2019	Packers	0	0
2020	Packers	2	0
2021	Packers	1	0
2023	Packers	2	0
<b>NFL TOTALS</b>		<b>5</b>	<b>0</b>

### 2023 GAME-BY-GAME REGULAR-SEASON STATISTICS (PACKERS)

DATE	OPPONENT	P/S	W/L	SCORE
09/10	at Bears	P	W	38-20
09/17	at Falcons	P	L	24-25
09/24	Saints	P	W	18-17
09/28	Lions	P	L	20-34
10/09	at Raiders	P	L	13-17
10/22	at Broncos	P	L	17-19
10/29	Vikings	P	L	10-24
11/05	Rams	S	W	20-3
11/12	at Steelers	P	L	19-23
11/19	Chargers	P	W	23-20
11/23	at Lions	P	W	29-22
12/03	Chiefs	P	W	27-19
12/11	at Giants	P	L	22-24
12/17	Buccaneers	P	L	20-34
12/24	at Panthers	P	W	33-30
12/31	at Vikings	P	W	33-10
01/07	Bears	P	W	17-9
<b>2023 TOTALS</b>		<b>17-1</b>	<b>9-8</b>	

### 2023 GAME-BY-GAME POSTSEASON STATISTICS (PACKERS)

DATE	OPPONENT	P/S	W/L	SCORE
01/14	at Cowboys	P	W	48-32
01/20	at 49ers	P	L	21-24
<b>2023 TOTALS</b>		<b>2-0</b>	<b>1-1</b>	



**EDDY PIÑEIRO**  
5'11" // 190  
FLORIDA  
MIAMI, FLA.

**4**  
**K**

EXPERIENCE (YEARS)

NFL	PANTHERS
<b>7</b>	<b>3</b>

BIRTHDATE  
**9.13.95**

ACQUIRED  
**FA-22**

## PRO CAREER

- **2023:** Played in 15 games, connecting on 25 of 29 field goal attempts and 17 for 20 on PATs...Made five 50+ yard field goals, including a career-high 56-yarder in Week 4 against the Vikings...The 56-yard field goal is tied for the third-longest field goal made in Panthers history behind Graham Gano (63) and Zane Gonzalez (57)...Earned NFC Special Teams Player of the Week in Week 15 after connecting on all three field goal attempts and his second walk-off field goal of the season with one second left in the game...in that game, passed Joey Strye for third-most field goals made in Panthers history with 65...Against the Houston Texans in Week 8, kicked a 23-yard field goal as time expired for the win...Has connected on 31 consecutive field goals at Bank of America Stadium.
- **2022:** Finished the season ranked fourth league-wide with 33 field goals made (33-35 field goals, 31-32 extra points)...In Week Four against the Cardinals, connected on a career-long 54-yard field goal...In Week 10 against the Falcons, finished the game a perfect four for four on his field goal attempts, including three from 40+ yards...His four field goals made tied a career-high he set as a member of the Chicago Bears in Week 17 of the 2019 season...Tied for fifth league-wide with 15 field goals made from 40+ yards...Tied for sixth league-wide amongst kickers with 129 points scored.
- **2018-21:** Began his career as an Oakland Raider and has also spent time with the Chicago Bears, Indianapolis Colts, Washington Commanders, and New York Jets.
- **2021:** Played the final five games for the New York Jets connecting on all of his eight field goal attempts...Connected on nine of 10 extra points (90.0%).
- **2019:** Played all 16 games for the Chicago Bears, connecting on 23 of 28 field goals (82.1%) and 27 of 29 extra points (93.1%)...Made a career-long 53-yard field goal in Week 2 against the Denver Broncos and earned NFC Special Teams Player of the Week.

## TRANSACTIONS

- Signed by the Oakland Raiders as an undrafted free agent (5/4/18)...Traded to the Chicago Bears for a conditional 2021 7th-round pick...Released by the Bears (3/17/21)...Signed by the Indianapolis Colts (5/17/21)...Released by the Indianapolis Colts (8/24/21)...Signed to the practice squad by the Washington Commanders (9/3/21)...Released by Washington (9/11/21)...Signed by the New York Jets (12/6/21)...Released by the Jets (8/23/22)...Signed by the Carolina Panthers (8/31/22)...Re-signed by the Panthers (3/31/23).

## COLLEGE & PERSONAL

- Played soccer at ASA Community College in Miami prior to enrolling at Florida on a football scholarship...Kicked for two seasons as a Florida Gator, finishing his career ranked first in school history in field goal conversion rate (88.4%, 38 out of 43)...His 38 made field goals place him sixth all-time in Florida history...Finished his senior campaign with the best field goal percentage in the nation, 94.4% (17 for 18)...Garnered Third Team All-American and Second Team All-SEC honors by the AP...As a junior, connected on 21 of 25 (84.0%) of field goals...Garnered Second Team All-SEC honors by Pro Football Focus...A native of Miami, Fla., attended Miami Sunset HS.

## EDDY PIÑEIRO'S NFL REGULAR SEASON KICKING STATISTICS

DATE	TEAM	GP	FGM	FGA	PCT.	LG	XP	XPA	PCT.	BLK	PTS
2018	Raiders	0	0	0	0.0	0	0	0	0.0	0	0
2019	Bears	16	23	28	82.1	53	27	29	93.1	0	96
2020	Bears	0	0	0	0.0	0	0	0	0.0	0	0
2021	Jets	5	8	8	100.0	51	9	10	90.0	0	33
2022	Panthers	17	33	35	94.3	54	30	32	93.8	0	129
2023	Panthers	15	25	29	86.2	56	17	20	85.0	0	92
<b>NFL TOTALS</b>		<b>53</b>	<b>89</b>	<b>100</b>	<b>89.0</b>	<b>56</b>	<b>83</b>	<b>91</b>	<b>91.2</b>	<b>0</b>	<b>350</b>

## EDDY PIÑEIRO'S NFL REGULAR SEASON FIELD-GOAL ACCURACY STATISTICS

DATE	TEAM	1-19	PCT.	20-29	PCT.	30-39	PCT.	40-49	PCT.	50+	PCT.
2018	Raiders	0-0	0.0	0-0	0.0	0-0	0.0	0-0	0.0	0-0	0.0
2019	Bears	1-1	100.0	8-8	100.0	9-10	90.0	3-7	42.9	2-2	100.0
2020	Bears	0-0	0.0	0-0	0.0	0-0	0.0	0-0	0.0	0-0	0.0
2021	Jets	0-0	0.0	2-2	100.0	2-2	100.0	3-3	100.0	1-1	100.0
2022	Panthers	0-0	0.0	2-2	100.0	16-17	94.1	13-14	92.9	2-2	100.0
2023	Panthers	0-0	0.0	6-6	100.0	7-7	100.0	7-9	77.8	5-7	71.4
<b>NFL TOTALS</b>		<b>1-1</b>	<b>100.0</b>	<b>18-18</b>	<b>100.0</b>	<b>34-36</b>	<b>94.4</b>	<b>26-33</b>	<b>78.8</b>	<b>10-12</b>	<b>83.3</b>

## SINGLE-GAME HIGHS: KICKER

**Field Goals Made** 4 vs. Atlanta Falcons, Nov 10, 2022  
...1 more at 4.

**Field Goal Attempts** 5 vs. Los Angeles Chargers, Oct 27, 2019

**Longest Field Goals Made** 56 vs. Minnesota Vikings, Oct 01, 2023

**Longest Field Goal Attempts** 59 at Chicago Bears, Nov 09, 2023

**PATs Made** 4 vs. Detroit Lions, Dec 24, 2022  
...2 more at 4.

**PAT Attempts** 4 vs. Detroit Lions, Dec 24, 2022  
...2 more at 4.

**Points** 13 vs. Detroit Lions, Dec 24, 2022  
...2 more at 13.

**Special Teams Tackles** 1 at Seattle Seahawks, Dec 11, 2022

**Kickoff Average** 66.3 vs. Green Bay Packers, Dec 24, 2023

**Field Goal Percentage** 100.0 vs. Atlanta Falcons, Nov 10, 2022  
...1 more at 100.0.

**Touchbacks** 5 at New York Giants, Sep 18, 2022  
...1 more at 5.

## 2023 GAME-BY-GAME REGULAR-SEASON STATISTICS (PANTHERS)

DATE	OPPONENT	P	FIELD GOALS				EXTRA POINTS				PTS	W/L	SCORE
			FGM	FGA	PCT	LG	XP	XPA	PCT	BLK			
09/10	at Falcons	P	1	1	100.0	43	1	1	100.0	0	4	L	10-24
09/18	Saints	P	3	3	100.0	54	0	0	0.0	0	9	L	17-20
09/24	at Seahawks	P	2	3	66.7	47	3	3	100.0	0	9	L	27-37
10/01	Vikings	P	2	2	100.0	56	1	1	100.0	0	7	L	13-21
10/08	at Lions	P	1	1	100.0	33	3	3	100.0	0	6	L	24-42
10/15	at Dolphins	P	0	1	0.0	0	3	3	100.0	0	3	L	21-42
10/29	Texans	P	3	3	100.0	46	0	1	0.0	0	9	W	15-13
11/05	Colts	P	2	2	100.0	49	1	1	100.0	0	7	L	13-27
11/09	at Bears	P	2	3	66.7	39	1	1	100.0	0	7	L	13-16
11/19	Cowboys	P	1	1	100.0	42	1	1	100.0	0	4	L	10-33
11/26	at Titans	P	1	1	100.0	50	1	1	100.0	0	4	L	10-17
12/03	at Buccaneers	P	1	1	100.0	23	1	1	100.0	0	4	L	18-21
12/10	at Saints	P	2	3	66.7	47	0	0	0.0	0	6	L	6-28
12/17	Falcons	P	3	3	100.0	34	0	0	0.0	0	9	W	9-7
12/24	Packers	P	1	1	100.0	52	1	3	33.3	0	4	L	30-33
12/31	at Jaguars		DID NOT PLAY (NON-INJURY)									L	0-26
01/07	Buccaneers		ON INACTIVE LIST									L	0-9
<b>2023 TOTALS</b>			<b>15</b>	<b>25</b>	<b>29</b>	<b>86.2</b>	<b>56</b>	<b>17</b>	<b>20</b>	<b>85.0</b>	<b>0</b>	<b>92</b>	<b>2-15</b>

**LABRYAN RAY**  
6'4" // 290  
ALABAMA  
MADISON, ALA.

**93**  
**DE**

EXPERIENCE (YEARS)  
NFL: 2, Panthers: 2

BIRTHDATE: 12.5.97

ACQUIRED: FA-23

### PRO CAREER

- 2023: Played in all 16 games (one start) tallying 19 tackles (7 solo).
- 2022: Spent part of the season on the New England Patriots practice squad.

### TRANSACTIONS

- Signed by the New England Patriots as an undrafted free agent (5/9/22)...Released by New England (8/30/22)...Signed to the Patriots practice squad (8/31/22)...Released from New England's practice squad (10/26/22)...Signed by the Patriots (1/10/23)...Released by New England (2/17/23)...Signed by Carolina Panthers (7/31/23).

### COLLEGE & PERSONAL

- Spent five seasons at Alabama (2017-21), appearing in 45 games...At Alabama, totaled 76 total tackles with 13.5 tackles for loss, 6.0 sacks, two passes defended and one forced fumble...In 2021, appeared in 13 games tallying 11 total tackles with three tackles for loss and a sack...As a senior, appeared in eight games while recording 12 tackles with a half sack and half a tackle for loss...As a junior, appeared in three games while compiling nine total tackles with 1.5 tackles for loss, a sack and one forced fumble...As a sophomore, appeared in all 15 games while totaling 39 total tackles with six tackles for loss, 2.5 sacks and two passes defended...As a freshman, appeared in six games while compiling five total tackles with 2.5 tackles for loss and a sack...A native of Madison, Ala...Attended James Clemens HS.

### REGULAR SEASON COMPARISON: DEFENSIVE - NEW ORLEANS SAINTS

DATE	OPP	W/L	GP/GS	TACKLES							MISC						
				TOT	SOLO	ASST	SACK	YDS.	INT	TFL	PD	QBH	TD	FF	FR		
9/18/23	CAR vs. NO	L	P	0	0	0	0.0	0.0	0	0	0	0	0	0	0	0	0
12/10/23	CAR @ NO	L	S	2	1	1	0.0	0.0	0	0	0	0	0	0	0	0	0
<b>TOTALS</b>		<b>0/2</b>	<b>2/1</b>	<b>2</b>	<b>1</b>	<b>1</b>	<b>0.0</b>	<b>0.0</b>	<b>0</b>	<b>0</b>	<b>0</b>	<b>0</b>	<b>0</b>	<b>0</b>	<b>0</b>	<b>0</b>	<b>0</b>

### LABRYAN RAY'S NFL REGULAR SEASON DEFENSIVE STATISTICS

DATE	TEAM	GP	GS	TACKLES							INTERCEPTIONS				O. FUMB			ST			MISC					
				TK	S	A	TFL	YDS	SK	YDS	QBH	NO	YDS	LG	TD	PD	FF	FR	TD	YDS	TK	S	A	FF	FR	S
2022	Patriots	0	0	0	0	0	0	0.0	0.0	0	0	0	0	0	0	0	0	0	0	0	0	0	0	0	0	0
2023	Panthers	17	1	19	7	12	0	0	0.0	0.0	0	0	0	0	0	0	0	0	0	0	0	0	0	0	0	0
<b>NFL TOTALS</b>		<b>17</b>	<b>1</b>	<b>19</b>	<b>7</b>	<b>12</b>	<b>0</b>	<b>0</b>	<b>0.0</b>	<b>0.0</b>	<b>0</b>	<b>0</b>	<b>0</b>	<b>0</b>	<b>0</b>	<b>0</b>	<b>0</b>	<b>0</b>	<b>0</b>	<b>0</b>	<b>0</b>	<b>0</b>	<b>0</b>	<b>0</b>	<b>0</b>	<b>0</b>

### SINGLE-GAME HIGHS: DEFENSIVE


**Total Tackles** 3 vs. Tampa Bay Buccaneers, Jan 07, 2024  
...2 more at 3.

**Solo Tackles** 2 vs. Tampa Bay Buccaneers, Jan 07, 2024



**2023 GAME-BY-GAME REGULAR-SEASON STATISTICS (PANTHERS)**

DATE	OPPONENT	P/S	TACKLES							INTERCEPTIONS				O. FUMB			ST			MISC		SCORE					
			TK	S	A	SK	YDS	TFL	YDS	QBH	NO	YDS	LG	TD	PD	FF	FR	TD	YDS	TK	S		A	FF	FR	S	A
09/10	at Falcons	P	0	0	0	0.0	0.0	0	0	0	0	0	0	0	0	0	0	0	0	0	0	0	0	0	0	L	10-24
09/18	Saints	P	0	0	0	0.0	0.0	0	0	0	0	0	0	0	0	0	0	0	0	0	0	0	0	0	0	L	17-20
09/24	at Seahawks	P	0	0	0	0.0	0.0	0	0	0	0	0	0	0	0	0	0	0	0	0	0	0	0	0	0	L	27-37
10/01	Vikings	P	0	0	0	0.0	0.0	0	0	0	0	0	0	0	0	0	0	0	0	0	0	0	0	0	0	L	13-21
10/08	at Lions	P	1	0	1	0.0	0.0	0	0	0	0	0	0	0	0	0	0	0	0	0	0	0	0	0	0	L	24-42
10/15	at Dolphins	P	2	0	2	0.0	0.0	0	0	0	0	0	0	0	0	0	0	0	0	0	0	0	0	0	0	L	21-42
10/29	Texans	P	3	2	1	0.0	0.0	0	0	0	0	0	0	0	0	0	0	0	0	0	0	0	0	0	0	W	15-13
11/05	Colts	P	3	1	2	0.0	0.0	0	0	0	0	0	0	0	0	0	0	0	0	0	0	0	0	0	0	L	13-27
11/09	at Bears	P	1	0	1	0.0	0.0	0	0	0	0	0	0	0	0	0	0	0	0	0	0	0	0	0	0	L	13-16
11/19	Cowboys	P	0	0	0	0.0	0.0	0	0	0	0	0	0	0	0	0	0	0	0	0	0	0	0	0	0	L	10-33
11/26	at Titans	P	1	1	0	0.0	0.0	0	0	0	0	0	0	0	0	0	0	0	0	0	0	0	0	0	0	L	10-17
12/03	at Buccaneers	P	1	0	1	0.0	0.0	0	0	0	0	0	0	0	0	0	0	0	0	0	0	0	0	0	0	L	18-21
12/10	at Saints	S	2	1	1	0.0	0.0	0	0	0	0	0	0	0	0	0	0	0	0	0	0	0	0	0	0	L	6-28
12/17	Falcons	P	1	0	1	0.0	0.0	0	0	0	0	0	0	0	0	0	0	0	0	0	0	0	0	0	0	W	9-7
12/24	Packers	P	1	0	1	0.0	0.0	0	0	0	0	0	0	0	0	0	0	0	0	0	0	0	0	0	0	L	30-33
12/31	at Jaguars	P	0	0	0	0.0	0.0	0	0	0	0	0	0	0	0	0	0	0	0	0	0	0	0	0	0	L	0-26
01/07	Buccaneers	P	3	2	1	0.0	0.0	0	0	0	0	0	0	0	0	0	0	0	0	0	0	0	0	0	0	L	0-9
<b>2023 TOTALS</b>			<b>17-1</b>	<b>19</b>	<b>7</b>	<b>12</b>	<b>0.0</b>	<b>0.0</b>	<b>0</b>	<b>0</b>	<b>0</b>	<b>0</b>	<b>0</b>	<b>0</b>	<b>0</b>	<b>0</b>	<b>0</b>	<b>0</b>	<b>0</b>	<b>0</b>	<b>0</b>	<b>0</b>	<b>0</b>	<b>0</b>	<b>0</b>	<b>2-15</b>	



**JON RHATTIGAN**

**6'0" // 239**

**ARMY  
NAPERVILLE, ILL.**

**49**

**LB**

EXPERIENCE (YEARS)

NFL

PANTHERS

**4**

**1**

BIRTHDATE

**2.2.99**

ACQUIRED

**WV-24 SEA**

## PRO CAREER

**2023:** Started on the practice squad for Seattle and was a standard elevation for the first three weeks...Signed to Seattle's active roster and played the remaining 14 games, collecting eight tackles on defense and finishing tied for third on the team with nine special teams tackles.

**2022:** Missed first 12 games of 2022 on the physically unable to perform list, but returned to play the last five and recorded five special teams tackles (two solo).

**2021:** Played in 14 games on special teams before tearing his ACL at L.A. Rams (12/21/21). Tied for fourth on the team with 10 special teams tackles.

## TRANSACTIONS

➤ Signed by Seattle as an undrafted free agent (5/13/21)...Waived by Seahawks (8/31/21)...Signed to Seahawks practice squad (9/1/21)...Signed to Seahawks roster (9/15/21)...Waived by Seahawks (8/30/23)...Signed to Seahawks practice squad (8/31/23)...Waived by Seahawks (8/27/24)...Claimed off waivers by Panthers (8/28/24).

## COLLEGE & PERSONAL

Played in 25 games from 2018-20, seeing his most playing time as a senior, when he was named a second-team All-America by USA Today...Was also named third-team All-America by Pro Football Focus...Was Army's first-ever semifinalist for the Bednarik Award, given to the nation's top linebacker...Finished the season with a career-high 78 tackles and two interceptions, returning one for a touchdown and the other 50 yards...Entering 2020, he had just six career tackles in 14 games played, playing behind two-time captain LB Cole Christiansen...A native of Naperville, Ill...Attended Nequa Valley High School.

## REGULAR SEASON COMPARISON: DEFENSIVE - NEW ORLEANS SAINTS

DATE	OPP	TACKLES										MISC			
		W/L	GP/GS	TOT	SOLO	ASST	SACK	YDS.	INT	TFL	PD	QBH	TD	FF	FR
10/25/21	SEA vs. NO	L	P	0	0	0	0.0	0.0	0	0	0	0	0	0	0
<b>TOTALS</b>		0/1	1/0	0	0	0	0.0	0.0	0	0	0	0	0	0	

## JON RHATTIGAN'S NFL REGULAR SEASON DEFENSIVE STATISTICS

DATE	TEAM	GP	GS	TACKLES							INTERCEPTIONS				O. FUMB			ST			MISC					
				TK	S	A	TFL	YDS	SK	YDS	QBH	NO	YDS	LG	TD	PD	FF	FR	TD	YDS	TK	S	A	FF	FR	S
2021	Seahawks	14	0	0	0	0	0	0	0.0	0.0	0	0	0	0	0	0	0	0	0	10	10	0	0	1	0	0
2022	Seahawks	5	0	0	0	0	0	0	0.0	0.0	0	0	0	0	0	0	0	0	0	5	2	3	0	0	0	0
2023	Seahawks	17	0	8	3	5	0	0	0.0	0.0	0	0	0	0	0	0	0	0	0	9	8	1	0	0	0	0
<b>NFL TOTALS</b>		<b>36</b>	<b>0</b>	<b>8</b>	<b>3</b>	<b>5</b>	<b>0</b>	<b>0</b>	<b>0.0</b>	<b>0.0</b>	<b>0</b>	<b>0</b>	<b>0</b>	<b>0</b>	<b>0</b>	<b>0</b>	<b>0</b>	<b>0</b>	<b>24</b>	<b>20</b>	<b>4</b>	<b>0</b>	<b>1</b>	<b>0</b>	<b>0</b>	<b>0</b>

## JON RHATTIGAN'S NFL POSTSEASON DEFENSIVE STATISTICS

DATE	TEAM	GP	GS	TACKLES							INTERCEPTIONS				O. FUMB			ST			MISC					
				TK	S	A	TFL	YDS	SK	YDS	QBH	NO	YDS	LG	TD	PD	FF	FR	TD	YDS	TK	S	A	FF	FR	S
2022	Seahawks	1	0	0	0	0	0	0	0.0	0.0	0	0	0	0	0	0	0	0	0	1	0	1	0	0	0	0
<b>NFL TOTALS</b>		<b>1</b>	<b>0</b>	<b>0</b>	<b>0</b>	<b>0</b>	<b>0</b>	<b>0</b>	<b>0.0</b>	<b>0.0</b>	<b>0</b>	<b>0</b>	<b>0</b>	<b>0</b>	<b>0</b>	<b>0</b>	<b>0</b>	<b>0</b>	<b>1</b>	<b>0</b>	<b>1</b>	<b>0</b>	<b>0</b>	<b>0</b>	<b>0</b>	<b>0</b>

## SINGLE-GAME HIGHS: DEFENSIVE

**Total Tackles** 5 at Baltimore Ravens, Nov 05, 2023

**Solo Tackles** 2 at Baltimore Ravens, Nov 05, 2023

**Special Teams Tackles**

2 at San Francisco 49ers, Dec 10, 2023  
...4 more at 2.

**Special Teams Fumble Recoveries** 1 at San Francisco 49ers, Oct 03, 2021

## SINGLE-GAME HIGHS - POSTSEASON: DEFENSIVE

**Special Teams Tackles**

1 at San Francisco 49ers, Jan 14, 2023





**A'SHAWN  
ROBINSON**

**6'4" // 330**

**ALABAMA  
FORT WORTH, TEXAS**

**94**

**DE**

EXPERIENCE (YEARS)

**NFL**

**PANTHERS**

**9**

**1**

BIRTHDATE

**3.21.95**

ACQUIRED

**FA-24**

## PRO CAREER

- 2023: Played in all 17 games with 13 starts with the New York Giants...Recorded 62 tackles, six tackles for loss, two passes defended, and one quarterback hit...His 62 tackles tied for seventh in the league among defensive tackles and the second-most in his career...In Week 14, he tied a career-high with eight tackles, while registering one quarterback hit, one tackle for loss and a pass defended.
- 2022: Played and started in 10 regular season games for the Los Angeles Rams before missing the rest of the season due to a leg injury...Tallied 42 tackles, two tackles for loss and three quarterback hits...Notched a season-high seven tackles in a game twice, in Week 5 against the Cowboys and Week 9 against the Buccaneers.
- 2021: Played in all 17 games with 14 starts...Started all four postseason games for the Super Bowl champion Los Angeles Rams...Set a career-high with 67 tackles and tied his career best with 2.0 sacks in a season...Added 22 tackles and a sack in the playoffs...Recorded six tackles and a 2-yard sack against Bengals quarterback Joe Burrow in Super Bowl 56.
- 2020: Appeared in eight regular season games and two postseason games...Finished with 12 tackles and one quarterback hit in the regular season...During the playoffs, logged six tackles and one forced fumble.
- 2019: Saw action in 13 games with nine starts for the Detroit Lions...Compiled 40 tackles, 1.5 sacks, three tackles for loss, two quarterback hits, three passes defended, one forced fumble and two fumble recoveries.
- 2018: Made 13 starts with seven starts for the Detroit Lions...Recorded 49 tackles, three tackles for loss, four quarterback hits, three tackles for loss, one forced fumble, one fumble recovery, one pass defended, and a sack.
- 2017: Started all 16 games for the Detroit Lions...Posted 53 tackles, 0.5 sack, six quarterback hits, four tackles for loss, six passes defended, one forced fumble, and his only career interception, which was returned for a 2-yard touchdown against the Saints in Week 6.
- 2016: During his rookie season with the Detroit Lions, he played in 16 games with four starts and started in the one postseason game...Tallied 30 tackles, a single-season career high seven passes defended and six tackles for loss...Collected seven tackles in his playoff debut against the Seattle Seahawks.

## TRANSACTIONS

- Drafted by the Detroit Lions in the second round (46th overall) of the 2016 NFL Draft (4/29/16)...Signed by the Los Angeles Rams (3/18/20)...Signed by the New York Giants (4/24/23)...Signed by the Carolina Panthers (3/13/24).

## COLLEGE & PERSONAL

Played in all 42 games with 29 starts for Alabama from 2013-15...Twice played in the College Football Playoffs and won the CFP Championship vs. Clemson in 2015...A two-time SEC Champion (2014-15), career totals included 133 tackles (51 solo), 9.0 sacks, one forced fumble and 5 passes defended...A Consensus All-American in 2015, finishing the year 46 total tackles, including 7.5 tackles for loss and 3.5 sacks...As a sophomore in 2014, tallied 49 total tackles, including 6.5 tackles for loss...Earned SEC All-Freshman Team and Sporting News Freshman All-American Team after posting 38 total tackles, including a career-high eight tackles for loss and 5.5 sacks...A native of Fort Worth, Texas...Attended Arlington Heights HS.

## REGULAR SEASON COMPARISON: DEFENSIVE - NEW ORLEANS SAINTS

DATE	OPP	W/L	GP/GS	TACKLES							MISC				
				TOT	SOLO	ASST	SACK	YDS.	INT	TFL	PD	QBH	TD	FF	FR
12/4/16	DET @ NO	W	P	2	2	0	0.0	0.0	0	0	1	0	0	0	0
10/15/17	DET @ NO	L	S	7	4	3	0.0	0.0	1	0	2	0	1	0	0
11/20/22	LA @ NO	L	S	3	2	1	0.0	0.0	0	0	0	0	0	0	0
12/17/23	NYG @ NO	L	S	8	7	1	0.0	0.0	0	0	0	0	0	0	0
<b>TOTALS</b>		<b>1/3</b>	<b>4/3</b>	<b>20</b>	<b>15</b>	<b>5</b>	<b>0.0</b>	<b>0.0</b>	<b>1</b>	<b>0</b>	<b>3</b>	<b>0</b>	<b>1</b>	<b>0</b>	<b>0</b>

## A'SHAWN ROBINSON'S NFL REGULAR SEASON DEFENSIVE STATISTICS

DATE	TEAM	GP	TACKLES										INTERCEPTIONS					O. FUMB			ST			MISC				
			GS	TK	S	A	TFL	YDS	SK	YDS	QBH	NO	YDS	LG	TD	PD	FF	FR	TD	YDS	TK	S	A	FF	FR	S	A	
2016	Lions	16	5	30	22	8	6	16	2.0	5.0	2	0	0	0	0	7	0	0	0	0	0	0	0	0	0	0	0	0
2017	Lions	16	16	53	32	21	4	7	0.5	4.5	6	1	2	2t	1	6	1	0	0	0	0	0	0	0	0	0	0	
2018	Lions	13	7	49	34	15	3	11	1.0	8.0	4	0	0	0	0	0	1	1	0	0	0	0	0	0	0	0	0	
2019	Lions	13	9	40	32	8	3	4	1.5	6.0	2	0	0	0	0	3	1	2	0	3	0	0	0	0	0	0	0	
2020	Rams	8	0	12	6	6	0	0	0.0	0.0	1	0	0	0	0	1	0	0	0	0	0	0	0	0	0	0	0	
2021	Rams	17	14	67	33	34	2	12	2.0	25.0	2	0	0	0	0	0	2	0	0	0	0	0	0	0	0	0	0	
2022	Rams	10	10	42	22	20	2	0	0.0	0.0	3	0	0	0	0	0	0	0	0	0	0	0	0	0	0	0	0	
2023	Giants	17	13	62	34	28	6	4	0.0	0.0	1	0	0	0	0	2	0	0	0	0	0	0	0	0	0	0	0	
<b>NFL TOTALS</b>		<b>110</b>	<b>74</b>	<b>355</b>	<b>215</b>	<b>140</b>	<b>26</b>	<b>54</b>	<b>7.0</b>	<b>48.5</b>	<b>21</b>	<b>1</b>	<b>2</b>	<b>2T</b>	<b>1</b>	<b>19</b>	<b>5</b>	<b>3</b>	<b>0</b>	<b>3</b>	<b>0</b>	<b>0</b>	<b>0</b>	<b>0</b>	<b>0</b>	<b>0</b>	<b>0</b>	

## A'SHAWN ROBINSON'S NFL POSTSEASON DEFENSIVE STATISTICS

DATE	TEAM	GP	TACKLES										INTERCEPTIONS					O. FUMB			ST			MISC				
			GS	TK	S	A	TFL	YDS	SK	YDS	QBH	NO	YDS	LG	TD	PD	FF	FR	TD	YDS	TK	S	A	FF	FR	S	A	
2016	Lions	1	1	7	2	5	0	0	0.0	0.0	0	0	0	0	0	0	0	0	0	0	0	0	0	0	0	0	0	0
2020	Rams	2	0	6	4	2	0	0	0.0	0.0	0	0	0	0	0	0	1	0	0	0	0	0	0	0	0	0	0	
2021	Rams	4	4	22	12	10	1	2	1.0	2.0	1	0	0	0	0	0	0	0	0	0	0	0	0	0	0	0	0	
<b>NFL TOTALS</b>		<b>7</b>	<b>5</b>	<b>35</b>	<b>18</b>	<b>17</b>	<b>1</b>	<b>2</b>	<b>1.0</b>	<b>2.0</b>	<b>1</b>	<b>0</b>	<b>0</b>	<b>0</b>	<b>0</b>	<b>0</b>	<b>1</b>	<b>0</b>	<b>0</b>	<b>0</b>	<b>0</b>	<b>0</b>	<b>0</b>	<b>0</b>	<b>0</b>	<b>0</b>	<b>0</b>	

### SINGLE-GAME HIGHS: DEFENSIVE

**Total Tackles** 8 at New Orleans Saints, Dec 17, 2023  
...4 more at 8.

**Solo Tackles** 7 at New Orleans Saints, Dec 17, 2023

**Sacks** 1.0 vs. San Francisco 49ers, Jan 09, 2022  
...5 more at 1.0.

**Passes Defensed** 2 at New Orleans Saints, Oct 15, 2017

**Forced Fumbles** 1 vs. San Francisco 49ers, Jan 09, 2022  
...4 more at 1.

**Fumble Recoveries** 1 vs. Kansas City Chiefs, Sep 29, 2019  
...2 more at 1.

**Tackles For Loss** 2 vs. Minnesota Vikings, Nov 23, 2017

**Interceptions** 1 at New Orleans Saints, Oct 15, 2017

**Interception Return Yards** 2 at New Orleans Saints, Oct 15, 2017

**Longest Opp Fumble Return** 3 vs. Kansas City Chiefs, Sep 29, 2019

### SINGLE-GAME HIGHS - POSTSEASON: DEFENSIVE

**Total Tackles** 7 vs. Arizona Cardinals, Jan 17, 2022  
7 at Seattle Seahawks, Jan 07, 2017  
6 at Cincinnati Bengals, Feb 13, 2022  
6 vs. San Francisco 49ers, Jan 30, 2022  
4 at Seattle Seahawks, Jan 09, 2021

**Solo Tackles** 5 at Cincinnati Bengals, Feb 13, 2022  
3 vs. San Francisco 49ers, Jan 30, 2022  
3 vs. Arizona Cardinals, Jan 17, 2022  
3 at Seattle Seahawks, Jan 09, 2021  
2 at Seattle Seahawks, Jan 07, 2017

**Sacks** 1.0 at Cincinnati Bengals, Feb 13, 2022

**Forced Fumbles** 1 at Green Bay Packers, Jan 16, 2021

**Tackles For Loss** 1 at Cincinnati Bengals, Feb 13, 2022

## 2023 GAME-BY-GAME REGULAR-SEASON STATISTICS (GIANTS)

DATE	OPPONENT	P/S	TACKLES										INTERCEPTIONS					O. FUMB			ST			MISC			
			TK	S	A	SK	YDS	TFL	YDS	QBH	NO	YDS	LG	TD	PD	FF	FR	TD	YDS	TK	S	A	FF	FR	S	A	W/L
09/10	Cowboys	P	3	1	2	0	0	0	0	0	0	0	0	0	0	0	0	0	0	0	0	0	0	0	0	L	0-40
09/17	at Cardinals	S	3	1	2	0	0	1	1	0	0	0	0	0	0	0	0	0	0	0	0	0	0	0	0	W	31-28
09/21	at 49ers	S	5	3	2	0	0	0	0	0	0	0	0	0	0	0	0	0	0	0	0	0	0	0	0	L	12-30
10/02	Seahawks	S	1	0	1	0	0	0	0	0	0	0	0	0	0	0	0	0	0	0	0	0	0	0	0	L	3-24
10/08	at Dolphins	P	0	0	0	0	0	0	0	0	0	0	0	0	0	0	0	0	0	0	0	0	0	0	0	L	16-31
10/15	at Bills	P	1	1	0	0	0	0	0	0	0	0	0	0	0	0	0	0	0	0	0	0	0	0	0	L	9-14
10/22	Commanders	P	3	2	1	0	0	0	0	0	0	0	0	0	0	0	0	0	0	0	0	0	0	0	0	W	14-7
10/29	Jets	S	2	1	1	0	0	1	0	0	0	0	0	0	0	0	0	0	0	0	0	0	0	0	0	L	10-13+
11/05	at Raiders	S	6	1	5	0	0	0	0	0	0	0	0	0	0	0	0	0	0	0	0	0	0	0	0	L	6-30
11/12	at Cowboys	S	3	1	2	0	0	1	2	0	0	0	0	0	0	0	0	0	0	0	0	0	0	0	0	L	17-49
11/19	at Commanders	S	4	2	2	0	0	0	0	0	0	0	0	0	0	0	0	0	0	0	0	0	0	0	0	W	31-19
11/26	Patriots	S	5	4	1	0	0	0	0	0	0	0	0	0	0	0	0	0	0	0	0	0	0	0	0	W	10-7
12/11	Packers	S	8	4	4	0	0	1	0	1	0	0	0	0	1	0	0	0	0	0	0	0	0	0	0	W	24-22
12/17	at Saints	S	8	7	1	0	0	0	0	0	0	0	0	0	0	0	0	0	0	0	0	0	0	0	0	L	6-24
12/25	at Eagles	S	3	2	1	0	0	1	1	0	0	0	0	1	0	0	0	0	0	0	0	0	0	0	0	L	25-33
12/31	Rams	S	5	2	3	0	0	0	0	0	0	0	0	0	0	0	0	0	0	0	0	0	0	0	0	L	25-26
01/07	Eagles	S	2	2	0	0	0	1	0	0	0	0	0	0	0	0	0	0	0	0	0	0	0	0	0	W	27-10
<b>2023 TOTALS</b>		<b>17-13</b>	<b>62</b>	<b>34</b>	<b>28</b>	<b>0</b>	<b>0</b>	<b>6</b>	<b>4</b>	<b>1</b>	<b>0</b>	<b>0</b>	<b>0</b>	<b>0</b>	<b>2</b>	<b>0</b>	<b>0</b>	<b>0</b>	<b>0</b>	<b>0</b>	<b>0</b>	<b>0</b>	<b>0</b>	<b>0</b>	<b>0</b>	<b>6-11</b>	

+ - Overtime



**JAMMIE ROBINSON**  
5'11" // 195

FLORIDA STATE  
CORDELE, GA.

**22**

**S**

EXPERIENCE (YEARS)

NFL

PANTHERS

**2**

**2**

BIRTHDATE

**1.24.01**

ACQUIRED

**05-23**

### PRO CAREER

- 2023: Played in 15 games with two starts, totaling 11 tackles and contributing primarily on special teams with six tackles.

### TRANSACTIONS

- Drafted by Carolina in the fifth round of 2023 NFL Draft (145th overall).

### COLLEGE & PERSONAL

- Appeared in 47 career games with 37 starts after beginning his career at South Carolina (2019-2020) and finishing with Florida State (2021-22)...Recorded 319 career tackles, including 15.5 tackles for loss, one sack, seven interceptions, 16 pass breakups, three forced fumbles and one fumble recovery...As a senior, garnered first-team All-ACC honors...Recorded a team-high 99 tackles, including five tackles for loss with one sack, one interception, five pass breakups and one fumble recovery...As a junior, recorded a team-high 85 tackles, including seven for loss, team-high four interceptions, three pass breakups and two forced fumbles...Earned first-team All-ACC honors...As a sophomore, recorded 74 total tackles, including two tackles for loss and four pass breakups...As a freshman, registered 62 total tackles, four passes defended and an interception...A native of Cordele, Ga...Attended Lee County HS.

### JAMMIE ROBINSON'S NFL REGULAR SEASON DEFENSIVE STATISTICS

DATE	TEAM	GP	TACKLES										INTERCEPTIONS					O. FUMB			ST			MISC								
			GS	TK	S	A	TFL	YDS	SK	YDS	QBH	NO	YDS	LG	TD	PD	FF	FR	TD	YDS	TK	S	A	FF	FR	S	A					
2023	Panthers	15	2	11	7	4	0	0	0.0	0.0	0	0	0	0	0	0	0	0	0	0	0	0	0	0	0	0	0	0	0	0	0	0
<b>NFL TOTALS</b>		<b>15</b>	<b>2</b>	<b>11</b>	<b>7</b>	<b>4</b>	<b>0</b>	<b>0</b>	<b>0.0</b>	<b>0.0</b>	<b>0</b>	<b>0</b>	<b>0</b>	<b>0</b>	<b>0</b>	<b>0</b>	<b>0</b>	<b>0</b>	<b>0</b>	<b>0</b>	<b>0</b>	<b>0</b>	<b>0</b>	<b>0</b>	<b>0</b>	<b>0</b>	<b>0</b>	<b>0</b>	<b>0</b>	<b>0</b>	<b>0</b>	

### SINGLE-GAME HIGHS: DEFENSIVE

**Total Tackles** 5 vs. Houston Texans, Oct 29, 2023  
**Solo Tackles** 3 vs. Houston Texans, Oct 29, 2023

**Special Teams Tackles** 2 vs. Minnesota Vikings, Oct 01, 2023

### 2023 GAME-BY-GAME REGULAR-SEASON STATISTICS (PANTHERS)

DATE	OPPONENT	P/S	TACKLES										INTERCEPTIONS					O. FUMB			ST			MISC							
			TK	S	A	SK	YDS	TFL	YDS	QBH	NO	YDS	LG	TD	PD	FF	FR	TD	YDS	TK	S	A	FF	FR	S	A	W/L	SCORE			
09/10	at Falcons	P	0	0	0	0	0	0	0	0	0	0	0	0	0	0	0	0	0	0	0	0	0	0	0	0	L	10-24			
09/18	Saints	P	0	0	0	0	0	0	0	0	0	0	0	0	0	0	0	0	0	0	0	0	0	0	0	L	17-20				
09/24	at Seahawks		ON INACTIVE LIST																								L	27-37			
10/01	Vikings	P	0	0	0	0	0	0	0	0	0	0	0	0	0	0	0	0	2	2	0	0	0	0	0	0	L	13-21			
10/08	at Lions	P	0	0	0	0	0	0	0	0	0	0	0	0	0	0	0	0	0	0	0	0	0	0	0	0	L	24-42			
10/15	at Dolphins	P	0	0	0	0	0	0	0	0	0	0	0	0	0	0	0	0	0	0	0	0	0	0	0	L	21-42				
10/29	Texans	P	5	3	2	0	0	0	0	0	0	0	0	0	0	0	0	0	1	0	1	0	0	0	0	W	15-13				
11/05	Colts	S	3	1	2	0	0	0	0	0	0	0	0	0	0	0	0	0	0	0	0	0	0	0	0	L	13-27				
11/09	at Bears	S	2	2	0	0	0	0	0	0	0	0	0	0	0	0	0	0	0	0	0	0	0	0	0	L	13-16				
11/19	Cowboys	P	0	0	0	0	0	0	0	0	0	0	0	0	0	0	0	0	0	0	0	0	0	0	0	L	10-33				
11/26	at Titans	P	1	1	0	0	0	0	0	0	0	0	0	0	0	0	0	0	1	1	0	0	0	0	0	L	10-17				
12/03	at Buccaneers	P	0	0	0	0	0	0	0	0	0	0	0	0	0	0	0	0	0	0	0	0	0	0	0	L	18-21				
12/10	at Saints		ON INACTIVE LIST																								L	6-28			
12/17	Falcons	P	0	0	0	0	0	0	0	0	0	0	0	0	0	0	0	0	1	0	1	0	0	0	0	W	9-7				
12/24	Packers	P	0	0	0	0	0	0	0	0	0	0	0	0	0	0	0	0	1	1	0	0	0	0	0	L	30-33				
12/31	at Jaguars	P	0	0	0	0	0	0	0	0	0	0	0	0	0	0	0	0	0	0	0	0	0	0	0	L	0-26				
01/07	Buccaneers	P	0	0	0	0	0	0	0	0	0	0	0	0	0	0	0	0	0	0	0	0	0	0	0	L	0-9				
<b>2023 TOTALS</b>			<b>15-2</b>	<b>11</b>	<b>7</b>	<b>4</b>	<b>0</b>	<b>0</b>	<b>0</b>	<b>0</b>	<b>0</b>	<b>0</b>	<b>0</b>	<b>0</b>	<b>0</b>	<b>0</b>	<b>0</b>	<b>0</b>	<b>0</b>	<b>0</b>	<b>0</b>	<b>0</b>	<b>0</b>	<b>0</b>	<b>0</b>	<b>0</b>	<b>0</b>	<b>0</b>	<b>0</b>	<b>0</b>	<b>2-15</b>



**MILES SANDERS**  
5'11" // 211

PENN STATE  
PITTSBURGH, PA.

**6**

**RB**

EXPERIENCE (YEARS)

NFL

PANTHERS

**6**

**2**

BIRTHDATE

**5.1.97**

ACQUIRED

**FA-23**

## PRO CAREER

- **2023:** Played in 16 games (five starts) totaling 432 yards and one touchdown on 129 carries while recording 27 catches for 154 yards...Notched his first touchdown as a Panther in Week 3 against the Seahawks on a 1-yard carry.
- **2022:** Appeared in all 17 games for the NFC Champion Philadelphia Eagles (15 starts)...Earned Pro Bowl honors after rushing for a career-high 1,269 yards on 259 carries (4.9 avg) and 11 touchdowns...Finished the season ranked fifth league-wide in rushing yards and eighth in rushing touchdowns...Became the first Eagles running back to produce 1,200+ rushing yards and 11+ touchdowns in a single season since LeSean McCoy (2011).
- **2021:** Played and started in 12 games...Finished the season with a career-high 5.5 yards per rush after accumulating 754 yards on 137 carries...Ranked third among NFL running backs in yards per attempt, trailing only Tony Pollard (5.53) and Nick Chubb (5.52) (min. 125 attempts).
- **2020:** Appeared in 12 games while making 11 starts...Compiled 867 yards and six touchdowns on 164 carries...His 5.3 yards per carry ranked fourth in the NFL...Became the first player in Eagles history to record multiple 70+ yard rushing touchdowns in a single season (three).
- **2019:** Appeared in 16 games with 11 starts as a rookie...Voted to the PFWA All-Rookie team after producing franchise rookie records in all-purpose yards (1,641), scrimmage yards (1,327) and rushing yards (818)...Became just the seventh player in NFL history to total 800+ rushing yards and 500+ receiving yards in their rookie season.

## TRANSACTIONS

- Drafted by Philadelphia in the second round of 2019 NFL Draft (53rd overall)...Signed with the Carolina Panthers as an unrestricted free agent (3/15/23).

## COLLEGE & PERSONAL

- Played in 38 career games at Penn State (2016-18)...Rushed for 1,649 yards (25th in program history) and 12 touchdowns on 276 attempts (6.0 avg)...Registered 32 receptions for 192 yards and a touchdown with the Nittany Lions...Earned All-Big Ten honors following his junior season in 2018, when he ranked second in the conference with a career-high 1,274 yards...Rushed for nine touchdowns and caught 24 passes for 139 yards...A native of Pittsburgh, PA...Attended Woodland Hills HS.

## MILES SANDERS' NFL REGULAR SEASON RUSHING/RECEIVING STATISTICS

DATE	TEAM	RUSHING							RECEIVING				
		GP	GS	NO.	YDS.	AVG.	LG	TD	NO.	YDS.	AVG.	LG	TD
2019	Eagles	16	11	179	818	4.6	65t	3	50	509	10.2	45	3
2020	Eagles	12	11	164	867	5.3	82t	6	28	197	7.0	28	0
2021	Eagles	12	12	137	754	5.5	38	0	26	158	6.1	25	0
2022	Eagles	17	15	259	1,269	4.9	40t	11	20	78	3.9	16	0
2023	Panthers	16	5	129	432	3.3	48	1	27	154	5.7	14	0
<b>NFL TOTALS</b>		<b>73</b>	<b>54</b>	<b>868</b>	<b>4,140</b>	<b>4.8</b>	<b>82T</b>	<b>21</b>	<b>151</b>	<b>1,096</b>	<b>7.3</b>	<b>45</b>	<b>3</b>

## MILES SANDERS' NFL POSTSEASON RUSHING/RECEIVING STATISTICS

DATE	TEAM	RUSHING							RECEIVING				
		GP	GS	NO.	YDS.	AVG.	LG	TD	NO.	YDS.	AVG.	LG	TD
2019	Eagles	1	1	14	69	4.9	18	0	3	8	2.7	7	0
2021	Eagles	1	1	7	16	2.3	14	0	3	12	4.0	6	0
2022	Eagles	3	3	35	148	4.2	18	2	1	3	3.0	3	0
<b>NFL TOTALS</b>		<b>5</b>	<b>5</b>	<b>56</b>	<b>233</b>	<b>4.2</b>	<b>18</b>	<b>2</b>	<b>7</b>	<b>23</b>	<b>3.3</b>	<b>7</b>	<b>0</b>

## MILES SANDERS' NFL REGULAR SEASON RETURN STATISTICS

DATE	TEAM	KICKOFF RETURNS					PUNT RETURNS					
		RET.	YDS.	AVG.	LG	TD	NO.	FC	YDS.	AVG.	LG	TD
2019	Eagles	14	314	22.4	67	0	0	0	0	0.0	0	0
2020	Eagles	0	0	0.0	0	0	0	0	0	0.0	0	0
2021	Eagles	0	0	0.0	0	0	0	0	0	0.0	0	0
2022	Eagles	0	0	0.0	0	0	0	0	0	0.0	0	0
2023	Panthers	0	0	0.0	0	0	0	0	0	0.0	0	0
<b>NFL TOTALS</b>		<b>14</b>	<b>314</b>	<b>22.4</b>	<b>67</b>	<b>0</b>	<b>0</b>	<b>0</b>	<b>0</b>	<b>0.0</b>	<b>0</b>	<b>0</b>

### SINGLE-GAME HIGHS: RUSHING/RECEIVING

<b>Rush Attempts</b>	27 vs. Jacksonville Jaguars, Oct 02, 2022
<b>Rushing Yards</b>	144 at New York Giants, Dec 11, 2022
<b>Rushing Average</b>	13.1 vs. Baltimore Ravens, Oct 18, 2020
<b>Longest Runs</b>	82t vs. New Orleans Saints, Dec 13, 2020
<b>Rushing TDs</b>	2 at New York Giants, Dec 11, 2022 ...4 more at 2.
<b>Receptions</b>	6 at Washington Redskins, Dec 15, 2019
<b>Receiving Yards</b>	86 at Minnesota Vikings, Oct 13, 2019
<b>Receiving Average</b>	28.7 at Minnesota Vikings, Oct 13, 2019
<b>Longest Receptions</b>	45 at Minnesota Vikings, Oct 13, 2019

<b>Receiving TDs</b>	1 at Washington Redskins, Dec 15, 2019 ...2 more at 1.
<b>All-Purpose Yards</b>	180 vs. Detroit Lions, Sep 22, 2019
<b>Kickoff Returns</b>	3 vs. Detroit Lions, Sep 22, 2019
<b>Kickoff Return Yards</b>	77 at Green Bay Packers, Sep 26, 2019
<b>Longest Kickoff Return</b>	67 at Green Bay Packers, Sep 26, 2019
<b>Kickoff Return Average</b>	18.0 vs. Detroit Lions, Sep 22, 2019
<b>Most TDs</b>	2 at New York Giants, Dec 11, 2022 ...5 more at 2.
<b>Miscellaneous Tackles</b>	1 at Dallas Cowboys, Dec 27, 2020 ...1 more at 1.
<b>Longest Own Fumble Return</b>	7 at New York Giants, Nov 15, 2020

### SINGLE-GAME HIGHS - POSTSEASON: RUSHING/RECEIVING

<b>Rush Attempts</b>	14 vs. Seattle Seahawks, Jan 05, 2020
<b>Rushing Yards</b>	7 at Tampa Bay Buccaneers, Jan 16, 2022
<b>Rushing Average</b>	69 vs. Seattle Seahawks, Jan 05, 2020
<b>Longest Runs</b>	16 at Tampa Bay Buccaneers, Jan 16, 2022
<b>Receptions</b>	4.9 vs. Seattle Seahawks, Jan 05, 2020
	2.3 at Tampa Bay Buccaneers, Jan 16, 2022
	18 vs. Seattle Seahawks, Jan 05, 2020
	14 at Tampa Bay Buccaneers, Jan 16, 2022
	13 vs. Seattle Seahawks, Jan 05, 2020
	12 vs. Seattle Seahawks, Jan 05, 2020
	7 at Tampa Bay Buccaneers, Jan 16, 2022
	3 at Tampa Bay Buccaneers, Jan 16, 2022
	3 vs. Seattle Seahawks, Jan 05, 2020

<b>Receiving Yards</b>	12 at Tampa Bay Buccaneers, Jan 16, 2022
<b>Receiving Average</b>	8 vs. Seattle Seahawks, Jan 05, 2020
<b>Longest Receptions</b>	4.0 at Tampa Bay Buccaneers, Jan 16, 2022
	2.7 vs. Seattle Seahawks, Jan 05, 2020
	7 vs. Seattle Seahawks, Jan 05, 2020
	6 at Tampa Bay Buccaneers, Jan 16, 2022
	6 vs. Seattle Seahawks, Jan 05, 2020
	5 at Tampa Bay Buccaneers, Jan 16, 2022
	1 at Tampa Bay Buccaneers, Jan 16, 2022
<b>All-Purpose Yards</b>	77 vs. Seattle Seahawks, Jan 05, 2020
	28 at Tampa Bay Buccaneers, Jan 16, 2022

### 100-YARD RUSHING GAMES (8): REGULAR SEASON

DATE	TEAM	ATT.	YDS.	AVG.	LG	TD
12/15/19	at Commanders	19	122	6.4	56	1
10/18/20	RAVENS	9	118	13.1	74	0
12/13/20	SAINTS	14	115	8.2	82t	2
12/05/21	at Jets	24	120	5.0	34	0
12/21/21	COMMANDERS	18	131	7.3	38	0
10/02/22	JAGUARS	27	134	5.0	35	2
11/27/22	PACKERS	21	143	6.8	28	2
12/11/22	at Giants	17	144	8.5	40t	2



**2023 GAME-BY-GAME REGULAR-SEASON STATISTICS (PANTHERS)**

DATE	OPPONENT	P/S	RUSHING					RECEIVING					TD	W/L	SCORE
			NO.	YDS.	AVG.	LG	TD	NO.	YDS.	AVG.	LG	TD			
09/10	at Falcons	S	18	72	4.0	10	0	4	26	6.5	11	0	L	10-24	
09/18	Saints	S	14	43	3.1	13	0	3	4	1.3	7	0	L	17-20	
09/24	at Seahawks	S	9	24	2.7	15	1	5	38	7.6	14	0	L	27-37	
10/01	Vikings	S	13	19	1.5	6	0	3	13	4.3	8	0	L	13-21	
10/08	at Lions	S	7	32	4.6	9	0	0	0	0.0	0	0	L	24-42	
10/15	at Dolphins		ON INACTIVE LIST										L	21-42	
10/29	Texans	P	2	0	0.0	4	0	0	0	0.0	0	0	W	15-13	
11/05	Colts	P	6	39	6.5	11	0	3	22	7.3	11	0	L	13-27	
11/09	at Bears	P	2	-5	-2.5	1	0	2	15	7.5	13	0	L	13-16	
11/19	Cowboys	P	11	50	4.5	15	0	1	2	2.0	2	0	L	10-33	
11/26	at Titans	P	15	28	1.9	15	0	0	0	0.0	0	0	L	10-17	
12/03	at Buccaneers	P	8	23	2.9	8	0	1	6	6.0	6	0	L	18-21	
12/10	at Saints	P	10	74	7.4	48	0	0	0	0.0	0	0	L	6-28	
12/17	Falcons	P	6	2	0.3	3	0	2	11	5.5	7	0	W	9-7	
12/24	Packers	P	3	3	1.0	3	0	1	5	5.0	5	0	L	30-33	
12/31	at Jaguars	P	2	10	5.0	7	0	2	12	6.0	7	0	L	0-26	
01/07	Buccaneers	P	3	18	6.0	13	0	0	0	0.0	0	0	L	0-9	
<b>2023 TOTALS</b>		<b>16-5</b>	<b>129</b>	<b>432</b>	<b>3.3</b>	<b>48</b>	<b>1</b>	<b>27</b>	<b>154</b>	<b>5.7</b>	<b>14</b>	<b>0</b>	<b>2-15</b>		



**NICK  
SCOTT**  
5'11" // 201  
PENN STATE  
FAIRFAX, VA.

**21**  
**S**

EXPERIENCE (YEARS)

NFL

PANTHERS

**6**

**1**

BIRTHDATE

**5.17.95**

ACQUIRED

**FA-24**

**PRO CAREER**

- 2023: Played all 17 games with the Cincinnati Bengals...Finished with 56 tackles (35 solo), one tackle for loss and one fumble recovery.
- 2022: Started in all 16 games played before ending the season early due to a shoulder injury with the Los Angeles Rams...Totaled 83 tackles (54 solo), one tackle for loss, two interceptions, five passes defended and two forced fumbles.
- 2021: Saw action in all 17 games during the Rams Super Bowl season...Recorded 41 tackles (24 solo), two interceptions and four passes defended.
- 2020: Played in 15 games for the Los Angeles Rams...Tallied 14 defensive tackles and two special teams stops.
- 2019: Played in all 16 games of his rookie season with the Los Angeles Rams, primarily contributing on special teams...Recorded two defensive tackles (one solo) and six special teams tackles.

**TRANSACTIONS**

- Drafted by the Los Angeles Rams in the seventh round (243rd overall) of the 2019 NFL Draft...Signed with the Cincinnati Bengals (3/19/23)...Released by Cincinnati (3/13/24)...Signed with the Carolina Panthers (3/22/24).

**COLLEGE & PERSONAL**

- Played four seasons (2015-18) at Penn State, where he spent his first season at running back before playing his last three seasons at safety...Appeared in 52 games and totaled 114 tackles (60 solo), 1.0 sack, 2.5 tackles for loss, three interceptions, five passes defended and two fumble recoveries on defense, while recording 133 yards on 30 carries and one touchdown on offense and returned 20 kickoffs for 448 yards...In 2018, appeared in 13 games and totaled 65 tackles (35 solo), one tackle for loss, 1.0 sack, one fumble recovery, three interceptions, four passes defended and one fumble recovery...In 2017, saw action in 13 games and recorded 33 tackles (17 solo), 1.5 tackles for loss and one fumble recovery...In 2016, appeared in 13 games and finished with eight tackles (three solo) and one pass defended...In 2015, played in 13 games and recorded 133 rushing yards on 30 attempts with one touchdown and four receptions for 43 yards...A native of Fairfax, Va...Attended Fairfax HS.

**REGULAR SEASON COMPARISON: DEFENSIVE - NEW ORLEANS SAINTS**

DATE	OPP	W/L	GP/GS	TACKLES							MISC						
				TOT	SOLO	ASST	SACK	YDS.	INT	TFL	PD	QBH	TD	FF	FR		
9/15/19	LA vs. NO	W	P	0	0	0	0.0	0.0	0	0	0	0	0	0	0	0	
11/20/22	LA @ NO	L	S	5	2	3	0.0	0.0	0	0	0	0	0	0	0	0	
<b>TOTALS</b>		<b>1/1</b>	<b>2/1</b>	<b>5</b>	<b>2</b>	<b>3</b>	<b>0.0</b>	<b>0.0</b>	<b>0</b>	<b>0</b>	<b>0</b>	<b>0</b>	<b>0</b>	<b>0</b>	<b>0</b>	<b>0</b>	

**NICK SCOTT'S NFL REGULAR SEASON DEFENSIVE STATISTICS**

DATE	TEAM	GP	GS	TACKLES							INTERCEPTIONS				O. FUMB			ST		MISC						
				TK	S	A	TFL	YDS	SK	YDS	QBH	NO	YDS	LG	TD	PD	FF	FR	TD	YDS	TK	S	A	FF	FR	S
2019	Rams	16	0	2	1	1	0	0	0.0	0.0	0	0	0	0	0	0	0	0	0	6	5	1	0	0	0	0
2020	Rams	15	0	14	10	4	0	0	0.0	0.0	0	0	0	0	0	0	0	0	2	1	1	0	0	0	0	
2021	Rams	17	1	41	24	17	0	0	0.0	0.0	0	2	3	3	0	4	0	0	0	6	4	2	0	0	0	0
2022	Rams	16	16	83	54	29	1	1	0.0	0.0	0	2	0	0	0	5	2	0	0	3	2	1	0	0	0	0
2023	Bengals	17	10	56	35	21	1	0	0.0	0.0	1	0	0	0	0	0	1	0	0	1	0	1	0	0	0	0
<b>NFL TOTALS</b>		<b>81</b>	<b>27</b>	<b>196</b>	<b>124</b>	<b>72</b>	<b>2</b>	<b>1</b>	<b>0.0</b>	<b>0.0</b>	<b>1</b>	<b>4</b>	<b>3</b>	<b>3</b>	<b>0</b>	<b>9</b>	<b>2</b>	<b>1</b>	<b>0</b>	<b>18</b>	<b>12</b>	<b>6</b>	<b>0</b>	<b>0</b>	<b>0</b>	<b>0</b>

**NICK SCOTT'S NFL POSTSEASON DEFENSIVE STATISTICS**

DATE	TEAM	GP	GS	TACKLES							INTERCEPTIONS				O. FUMB			ST		MISC						
				TK	S	A	TFL	YDS	SK	YDS	QBH	NO	YDS	LG	TD	PD	FF	FR	TD	YDS	TK	S	A	FF	FR	S
2020	Rams	2	1	4	1	3	0	0	0.0	0.0	0	0	0	0	0	1	0	0	0	2	2	0	0	0	0	0
2021	Rams	4	4	14	11	3	0	0	0.0	0.0	0	1	0	0	0	3	0	0	0	0	0	0	0	0	0	0
<b>NFL TOTALS</b>		<b>6</b>	<b>5</b>	<b>18</b>	<b>12</b>	<b>6</b>	<b>0</b>	<b>0</b>	<b>0.0</b>	<b>0.0</b>	<b>0</b>	<b>1</b>	<b>0</b>	<b>0</b>	<b>0</b>	<b>4</b>	<b>0</b>	<b>0</b>	<b>0</b>	<b>2</b>	<b>2</b>	<b>0</b>	<b>0</b>	<b>0</b>	<b>0</b>	<b>0</b>

## SINGLE-GAME HIGHS: DEFENSIVE

**Total Tackles** 5 vs. San Francisco 49ers, Jan 09, 2022  
...1 more at 5.

**Solo Tackles** 3 vs. San Francisco 49ers, Jan 09, 2022  
...3 more at 3.

**Passes Defensed** 1 vs. San Francisco 49ers, Jan 09, 2022  
...3 more at 1.

**Interceptions** 1 vs. Detroit Lions, Oct 24, 2021  
...1 more at 1.

**Interception Return Yards** 3 at Seattle Seahawks, Oct 07, 2021

**Special Teams Tackles** 2 vs. New Orleans Saints, Sep 15, 2019

## SINGLE-GAME HIGHS - POSTSEASON: DEFENSIVE

**Total Tackles** 6 vs. San Francisco 49ers, Jan 30, 2022  
5 at Tampa Bay Buccaneers, Jan 23, 2022  
4 at Green Bay Packers, Jan 16, 2021  
2 at Cincinnati Bengals, Feb 13, 2022  
1 vs. Arizona Cardinals, Jan 17, 2022

**Solo Tackles** 5 vs. San Francisco 49ers, Jan 30, 2022  
3 at Tampa Bay Buccaneers, Jan 23, 2022  
2 at Cincinnati Bengals, Feb 13, 2022  
1 vs. Arizona Cardinals, Jan 17, 2022  
1 at Green Bay Packers, Jan 16, 2021

**Passes Defensed** 2 at Tampa Bay Buccaneers, Jan 23, 2022  
1 vs. Arizona Cardinals, Jan 17, 2022  
1 at Seattle Seahawks, Jan 09, 2021

**Interceptions** 1 at Tampa Bay Buccaneers, Jan 23, 2022

**Special Teams Tackles** 1 at Green Bay Packers, Jan 16, 2021  
1 at Seattle Seahawks, Jan 09, 2021

## 2023 GAME-BY-GAME REGULAR-SEASON STATISTICS (BENGALS)

DATE	OPPONENT	P/S	TACKLES							INTERCEPTIONS				O. FUMB			ST			MISC		SCORE					
			TK	S	A	SK	YDS	TFL	YDS	QBH	NO	YDS	LG	TD	PD	FF	FR	TD	YDS	TK	S		A	FF	FR	S	A
09/10	at Browns	S	11	4	7	0.0	0.0	0	0	0	0	0	0	0	0	0	0	0	0	0	0	0	0	0	0	L	3-24
09/17	Ravens	S	9	4	5	0.0	0.0	0	0	0	0	0	0	0	0	0	0	0	0	0	0	0	0	0	L	24-27	
09/25	Rams	S	3	3	0	0.0	0.0	0	0	0	1	0	0	0	0	0	0	0	0	0	0	0	0	0	W	19-16	
10/01	at Titans	S	11	9	2	0.0	0.0	1	0	0	0	0	0	0	0	0	0	0	0	0	0	0	0	0	L	3-27	
10/08	at Cardinals	S	3	2	1	0.0	0.0	0	0	0	0	0	0	0	0	0	0	0	0	0	0	0	0	0	W	34-20	
10/15	Seahawks	S	3	2	1	0.0	0.0	0	0	0	0	0	0	0	0	0	0	0	0	0	0	0	0	0	W	17-13	
10/29	at 49ers	S	3	2	1	0.0	0.0	0	0	0	0	0	0	0	0	0	0	0	0	0	0	0	0	0	W	31-17	
11/05	Bills	S	4	3	1	0.0	0.0	0	0	0	0	0	0	0	1	0	0	0	0	0	0	0	0	0	W	24-18	
11/12	Texans	S	3	1	2	0.0	0.0	0	0	0	0	0	0	0	0	0	0	0	0	0	0	0	0	0	L	27-30	
11/16	at Ravens	S	0	0	0	0.0	0.0	0	0	0	0	0	0	0	0	0	0	0	0	0	0	0	0	0	L	20-34	
11/26	Steelers	P	2	1	1	0.0	0.0	0	0	0	0	0	0	0	0	0	0	0	1	0	1	0	0	0	L	10-16	
12/04	at Jaguars	P	1	1	0	0.0	0.0	0	0	0	0	0	0	0	0	0	0	0	0	0	0	0	0	0	W	34-31+	
12/10	Colts	P	0	0	0	0.0	0.0	0	0	0	0	0	0	0	0	0	0	0	0	0	0	0	0	0	W	34-14	
12/16	Vikings	P	1	1	0	0.0	0.0	0	0	0	0	0	0	0	0	0	0	0	0	0	0	0	0	0	W	27-24+	
12/23	at Steelers	P	1	1	0	0.0	0.0	0	0	0	0	0	0	0	0	0	0	0	0	0	0	0	0	0	L	11-34	
12/31	at Chiefs	P	0	0	0	0.0	0.0	0	0	0	0	0	0	0	0	0	0	0	0	0	0	0	0	0	L	17-25	
01/07	Browns	P	1	1	0	0.0	0.0	0	0	0	0	0	0	0	0	0	0	0	0	0	0	0	0	0	W	31-14	
<b>2023 TOTALS</b>		<b>17-10</b>	<b>56</b>	<b>35</b>	<b>21</b>	<b>0.0</b>	<b>0.0</b>	<b>1</b>	<b>0</b>	<b>1</b>	<b>0</b>	<b>0</b>	<b>0</b>	<b>0</b>	<b>0</b>	<b>0</b>	<b>0</b>	<b>1</b>	<b>0</b>	<b>1</b>	<b>0</b>	<b>0</b>	<b>0</b>	<b>0</b>	<b>0</b>	<b>9-8</b>	
+ - Overtime																											

**T.J. SMITH**  
6'3" // 300  
ARKANSAS  
MOULTRIE, GA.

**97**  
**DL**

EXPERIENCE (YEARS)  
NFL: 3, PANTHERS: 3

BIRTHDATE: 4.19.97

ACQUIRED: FA-24

### PRO CAREER

- 2023: Appeared in three games for the Minnesota Vikings, totaling four tackles.
- 2022: Played in one game for Minnesota, tallying four tackles, including one tackle for loss.
- 2021: Appeared in one game for the Vikings, compiling three tackles.

### TRANSACTIONS

- Signed by the Los Angeles Chargers as an undrafted free agent (4/26/20)...Waived by Los Angeles (9/5/20)...Signed to the Chargers practice squad (9/6/20)...Re-signed by Los Angeles (1/4/21)...Waived by the Chargers (8/25/21)...Signed to the Minnesota Vikings practice squad (10/5/21)...Re-signed by Minnesota (1/10/22)...Waived by the Vikings (8/30/22)...Signed to Minnesota's practice squad (8/31/22)...Re-signed by the Vikings (1/20/23)...Waived by Minnesota (8/29/23)...Signed to the Vikings' practice squad (8/30/23)...Signed by the Carolina Panthers (5/13/24)...Waived by Panthers (8/27/24)...Signed to Panthers practice squad (8/28/24).

### COLLEGE & PERSONAL

- Spent five seasons at Arkansas (2015-19), playing in 51 games...In his career, tallied 75 tackles, 12 tackles for loss and five sacks...In 2019, played in 11 games, totaled 20 tackles, four tackles for loss and 2.5 sacks...In 2018, appeared in 13 games, compiling 26 tackles, 3.5 tackles for loss and 1.5 sacks...In 2017, played in 10 games, making 25 tackles, three tackles for loss and one sack on the season...In 2016, appeared in two games, tallying four tackles and 1.5 tackles for loss...Redshirted his freshman year...A native of Sumter, S.C....Attended Colquitt County HS.

### T.J. SMITH'S NFL REGULAR SEASON DEFENSIVE STATISTICS

DATE	TEAM	GP	GS	TACKLES							INTERCEPTIONS					O. FUMB			ST			MISC					
				TK	S	A	TFL	YDS	SK	YDS	QBH	NO	YDS	LG	TD	PD	FF	FR	TD	YDS	TK	S	A	FF	FR	S	A
2020	Chargers	0	0	0	0	0	0	0	0.0	0.0	0	0	0	0	0	0	0	0	0	0	0	0	0	0	0	0	0
2021	Chargers	0	0	0	0	0	0	0	0.0	0.0	0	0	0	0	0	0	0	0	0	0	0	0	0	0	0	0	0
2021	Vikings	1	0	3	1	2	0	0	0.0	0.0	0	0	0	0	0	0	0	0	0	0	0	0	0	0	0	0	0
2021	TOTAL	1	0	3	1	2	0	0	0.0	0.0	0	0	0	0	0	0	0	0	0	0	0	0	0	0	0	0	0
2022	Vikings	1	0	4	1	3	1	3	0.0	0.0	0	0	0	0	0	0	0	0	0	0	0	0	0	0	0	0	0
2023	Vikings	3	0	4	1	3	0	0	0.0	0.0	0	0	0	0	0	0	0	0	0	0	0	0	0	0	0	0	0
<b>NFL TOTALS</b>		<b>5</b>	<b>0</b>	<b>11</b>	<b>3</b>	<b>8</b>	<b>1</b>	<b>3</b>	<b>0.0</b>	<b>0.0</b>	<b>0</b>	<b>0</b>	<b>0</b>	<b>0</b>	<b>0</b>	<b>0</b>	<b>0</b>	<b>0</b>	<b>0</b>	<b>0</b>	<b>0</b>	<b>0</b>	<b>0</b>	<b>0</b>	<b>0</b>	<b>0</b>	<b>0</b>

### T.J. SMITH'S NFL POSTSEASON DEFENSIVE STATISTICS

DATE	TEAM	GP	GS	TACKLES							INTERCEPTIONS					O. FUMB			ST			MISC					
				TK	S	A	TFL	YDS	SK	YDS	QBH	NO	YDS	LG	TD	PD	FF	FR	TD	YDS	TK	S	A	FF	FR	S	A
2022	Vikings	0	0	0	0	0	0	0	0.0	0.0	0	0	0	0	0	0	0	0	0	0	0	0	0	0	0	0	0
<b>NFL TOTALS</b>		<b>0</b>	<b>0</b>	<b>0</b>	<b>0</b>	<b>0</b>	<b>0</b>	<b>0</b>	<b>0.0</b>	<b>0.0</b>	<b>0</b>	<b>0</b>	<b>0</b>	<b>0</b>	<b>0</b>	<b>0</b>	<b>0</b>	<b>0</b>	<b>0</b>	<b>0</b>	<b>0</b>	<b>0</b>	<b>0</b>	<b>0</b>	<b>0</b>	<b>0</b>	<b>0</b>

### SINGLE-GAME HIGHS: DEFENSIVE

**Total Tackles** 4 at Green Bay Packers, Jan 01, 2023

**Solo Tackles** 1 vs. Green Bay Packers, Dec 31, 2023  
...2 more at 1.





**ADAM THIELEN**  
6'2" // 200  
MINNESOTA STATE  
DETROIT LAKES, MINN.

**19**  
**WR**

EXPERIENCE (YEARS)		BIRTHDATE	ACQUIRED
NFL	PANTHERS	8.22.90	FA-23
11	2		

## FRANCHISE RANKINGS

His 103 receptions in 2023 are tied for third-most in Panthers history for most receptions in a season, following Christian McCaffery (116, 2019; 107, 2018) and Steve Smith Sr. (103, 2005).

### PRO CAREER

- 2023:** Started in all 17 games as a Carolina Panther, leading the team with 103 receptions and 1,014 yards while totaling four touchdowns...His 103 receptions are the most since a career-high 113 in 2018 while with the Vikings... Finished tied for third in Panthers history for most receptions in a season...In Week 3 at Seattle (9/24/24), recorded three catches of 20+ yards and finished with a season-high 145 yards, tying a season-high with 11 receptions, with both ranking as the fourth-highest totals of his career. Totaled 11 receptions for 107 yards versus Detroit in Week 5 (10/8/24) and followed that performance with 11 receptions for 115 yards in Week 6 at Miami (10/15/24).
- **2022:** Started in all 17 games for the Vikings, finishing the season with 70 receptions for 716 yards and six touchdowns...Finished his final season with Minnesota ranked third all-time in Vikings history in career receptions (534) and receiving touchdowns (55).
  - **2021:** Played and started in 13 contests, hauling in 67 catches for 726 yards and 10 touchdowns...His 10 receiving touchdowns tied for the sixth-most in the league.
  - **2020:** Started and played in 15 games for the Vikings...Racked up 925 receiving yards and a career-high 14 touchdowns on 74 receptions...His 14 receiving touchdowns ranked third league-wide.
  - **2019:** Appeared and started in 10 games, hauling in 30 receptions for 418 yards and six touchdowns...Also rushed four times for six yards and one touchdown.
  - **2018:** Started in all 16 games and was named to his second career Pro Bowl...Set career-highs in receptions (113) and receiving yards (1,373)...Tied for fourth league-wide in receptions and finished the season ranked ninth in receiving yards...Started the season with eight straight games of 100+ receiving yards.
  - **2017:** Started in all 16 games and named to his first career Pro Bowl and garnered his first Second-team All-Pro...Hauled in 91 receptions for 1,276 yards and four touchdowns...Finished the season ranked fifth in receiving yards.
  - **2016:** Appeared in all 16 games while making 10 starts for the Vikings...Racked up 967 receiving yards and five touchdowns on 69 receptions.
  - **2015:** Played in all 16 games on the season while starting in two contests...recorded 144 receiving yards on 12 catches (12.0 ypc)...Also rushed for a career-high 89 yards on four carries.
  - **2014:** Appeared in all 16 games while making two starts...Hauled in eight catches for 137 yards on the season.

### TRANSACTIONS

- Signed by the Minnesota Vikings as an undrafted free agent (5/6/13)...Released by the Vikings (8/31/13)...Signed to Minnesota's practice squad (9/1/13)...Signed to a reserve/future contract by the Vikings (12/30/13)...Re-signed with Minnesota (3/7/16)...Re-signed to a three-year contract with the Vikings (3/21/17)...Signed a four-year contract extension with Minnesota (4/12/19)...Released by the Vikings (3/10/23)...Signed with the Carolina Panthers as an unrestricted free agent (3/19/23).

### COLLEGE & PERSONAL

- Started in 37 of his 46 games played at Minnesota State after redshirting his freshman year (2008-12)...Ended his college career ranked second in school history in receptions (198), third in receiving yards (2,802), third in receiving touchdowns (20), third in punt return yards (582) and third in punt returns (57)...Recorded 74 receptions for 1,176 yards and eight touchdowns as a senior...Named First-Team All-Northern Sun Conference South Division as a senior and Second-Team as a junior...A native of Detroit Lakes, MN...Attended Detroit Lakes High School.

## ADAM THIELEN'S NFL REGULAR SEASON RUSHING/RECEIVING STATISTICS

DATE	TEAM	RECEIVING							RUSHING				
		GP	GS	NO.	YDS.	AVG.	LG	TD	NO.	YDS.	AVG.	LG	TD
2014	Vikings	16	2	8	137	17.1	44t	1	0	0	0.0	0	0
2015	Vikings	16	2	12	144	12.0	30	0	4	89	22.3	41	0
2016	Vikings	16	10	69	967	14.0	71t	5	2	15	7.5	11	0
2017	Vikings	16	16	91	1,276	14.0	65t	4	1	11	11.0	11	0
2018	Vikings	16	16	113	1,373	12.2	68	9	5	30	6.0	15	0
2019	Vikings	10	10	30	418	13.9	44	6	4	6	1.5	3	1
2020	Vikings	15	15	74	925	12.5	51	14	3	15	5.0	8	0
2021	Vikings	13	13	67	726	10.8	35	10	1	2	2.0	2	0
2022	Vikings	17	17	70	716	10.2	36	6	1	4	4.0	4	0
2023	Panthers	17	17	103	1,014	9.8	32	4	1	6	6.0	6	0
<b>NFL TOTALS</b>		<b>152</b>	<b>118</b>	<b>637</b>	<b>7,696</b>	<b>12.1</b>	<b>71T</b>	<b>59</b>	<b>22</b>	<b>178</b>	<b>8.1</b>	<b>41</b>	<b>1</b>

## ADAM THIELEN'S NFL POSTSEASON RUSHING/RECEIVING STATISTICS

DATE	TEAM	RECEIVING							RUSHING				
		GP	GS	NO.	YDS.	AVG.	LG	TD	NO.	YDS.	AVG.	LG	TD
2015	Vikings	1	0	0	0	0.0	0	0	0	0	0.0	0	0
2017	Vikings	2	2	9	102	11.3	24	0	0	0	0.0	0	0
2019	Vikings	2	1	12	179	14.9	43	0	1	3	3.0	3	0
2022	Vikings	1	1	3	50	16.7	25	0	0	0	0.0	0	0
<b>NFL TOTALS</b>		<b>6</b>	<b>4</b>	<b>24</b>	<b>331</b>	<b>13.8</b>	<b>43</b>	<b>0</b>	<b>1</b>	<b>3</b>	<b>3.0</b>	<b>3</b>	<b>0</b>

## SINGLE-GAME HIGHS: RUSHING/RECEIVING

<b>Rush Attempts</b>	2 at Green Bay Packers, Jan 03, 2016
<b>Rushing Yards</b>	67 at Green Bay Packers, Jan 03, 2016
<b>Longest Runs</b>	41 at Green Bay Packers, Jan 03, 2016
<b>Rushing TDs</b>	1 vs. Oakland Raiders, Sep 22, 2019
<b>Receptions</b>	14 vs. Buffalo Bills, Sep 23, 2018
<b>Receiving Yards</b>	202 at Green Bay Packers, Dec 24, 2016
<b>Receiving Average</b>	25.3 at Jacksonville Jaguars, Dec 11, 2016
<b>Longest Receptions</b>	71t at Green Bay Packers, Dec 24, 2016
<b>Receiving TDs</b>	2 at San Francisco 49ers, Nov 28, 2021 ...7 more at 2.
<b>All-Purpose Yards</b>	225 at Green Bay Packers, Dec 24, 2016

<b>Kickoff Returns</b>	1 at Green Bay Packers, Dec 24, 2016 ...3 more at 1.
<b>Kickoff Return Yards</b>	21 vs. Green Bay Packers, Nov 23, 2014
<b>Longest Kickoff Return</b>	21 vs. Green Bay Packers, Nov 23, 2014
<b>Fair Catches</b>	2 at Detroit Lions, Nov 24, 2016
<b>Punt Return Yards</b>	9 at Jacksonville Jaguars, Dec 11, 2016
<b>Longest Punt Return</b>	9 at Jacksonville Jaguars, Dec 11, 2016
<b>Punt Returns</b>	2 vs. Dallas Cowboys, Dec 01, 2016 ...1 more at 2.
<b>Special Teams Tackles</b>	2 at Tennessee Titans, Sep 11, 2016 ...5 more at 2.
<b>Most TDs</b>	2 at San Francisco 49ers, Nov 28, 2021 ...8 more at 2.
<b>Miscellaneous Tackles</b>	1 vs. Indianapolis Colts, Dec 17, 2022 ...5 more at 1.

## SINGLE-GAME HIGHS - POSTSEASON: RUSHING/RECEIVING

<b>Rush Attempts</b>	1 at New Orleans Saints, Jan 05, 2020
<b>Rushing Yards</b>	3 at New Orleans Saints, Jan 05, 2020
<b>Longest Runs</b>	3 at New Orleans Saints, Jan 05, 2020
<b>Receptions</b>	7 at New Orleans Saints, Jan 05, 2020 6 vs. New Orleans Saints, Jan 14, 2018 5 at San Francisco 49ers, Jan 11, 2020 3 vs. New York Giants, Jan 15, 2023 3 at Philadelphia Eagles, Jan 21, 2018
<b>Receiving Yards</b>	129 at New Orleans Saints, Jan 05, 2020 74 vs. New Orleans Saints, Jan 14, 2018 50 vs. New York Giants, Jan 15, 2023 50 at San Francisco 49ers, Jan 11, 2020 28 at Philadelphia Eagles, Jan 21, 2018

<b>Receiving Average</b>	18.4 at New Orleans Saints, Jan 05, 2020 16.7 vs. New York Giants, Jan 15, 2023 12.3 vs. New Orleans Saints, Jan 14, 2018 10.0 at San Francisco 49ers, Jan 11, 2020 9.3 at Philadelphia Eagles, Jan 21, 2018
<b>Longest Receptions</b>	43 at New Orleans Saints, Jan 05, 2020 34 at New Orleans Saints, Jan 05, 2020 25 vs. New York Giants, Jan 15, 2023 24 vs. New Orleans Saints, Jan 14, 2018 19 at New Orleans Saints, Jan 05, 2020
<b>All-Purpose Yards</b>	132 at New Orleans Saints, Jan 05, 2020 74 vs. New Orleans Saints, Jan 14, 2018 50 vs. New York Giants, Jan 15, 2023 50 at San Francisco 49ers, Jan 11, 2020 28 at Philadelphia Eagles, Jan 21, 2018
<b>Miscellaneous Tackles</b>	1 at San Francisco 49ers, Jan 11, 2020 1 at Philadelphia Eagles, Jan 21, 2018

## 100-YARD RECEIVING GAMES (24): REGULAR SEASON

DATE	TEAM	NO.	YDS.	AVG.	LG	TD
10/09/16	TEXANS	7	127	18.1	36t	1
12/11/16	at Jaguars	4	101	25.3	41	0
12/24/16	at Packers	12	202	16.8	71t	2
09/11/17	SAINTS	9	157	17.4	44	0
11/12/17	at Commanders	8	166	20.8	49	1
11/19/17	RAMS	6	123	20.5	65t	1
12/10/17	at Panthers	6	105	17.5	52t	1
09/09/18	49ERS	6	102	17.0	34	0
09/16/18	at Packers	12	131	10.9	25	1
09/23/18	BILLS	14	105	7.5	19	0
09/27/18	at Rams	8	135	16.9	45t	1
10/07/18	at Eagles	7	116	16.6	68	1
10/14/18	CARDINALS	11	123	11.2	17	1
10/21/18	at Jets	9	110	12.2	34t	1
10/28/18	SAINTS	7	103	14.7	28	1
11/25/18	PACKERS	8	125	15.6	33	1
10/06/19	at Giants	7	130	18.6	44	2
09/13/20	PACKERS	6	110	18.3	37t	2
10/04/20	at Texans	8	114	14.3	39	1
11/22/20	COWBOYS	8	123	15.4	51	2
10/17/21	at Panthers	11	126	11.5	35	1
09/24/23	at Seahawks	11	145	13.2	25	1
10/08/23	at Lions	11	107	9.7	30	1
10/15/23	at Dolphins	11	115	10.5	27	1

## 100-YARD RECEIVING GAMES (1): POSTSEASON

DATE	TEAM	NO.	YDS.	AVG.	LG	TD
01/05/20	at Saints	7	129	18.4	43	0

## 2023 GAME-BY-GAME REGULAR-SEASON STATISTICS (PANTHERS)

DATE	OPPONENT	P/S	RECEIVING					RUSHING					W/L	SCORE
			NO.	YDS.	AVG.	LG	TD	NO.	YDS.	AVG.	LG	TD		
09/10	at Falcons	S	2	12	6.0	9	0	0	0	0.0	0	0	L	10-24
09/18	Saints	S	7	54	7.7	15	1	0	0	0.0	0	0	L	17-20
09/24	at Seahawks	S	11	145	13.2	25	1	0	0	0.0	0	0	L	27-37
10/01	Vikings	S	7	76	10.9	22	0	1	6	6.0	6	0	L	13-21
10/08	at Lions	S	11	107	9.7	30	1	0	0	0.0	0	0	L	24-42
10/15	at Dolphins	S	11	115	10.5	27	1	0	0	0.0	0	0	L	21-42
10/29	Texans	S	8	72	9.0	31	0	0	0	0.0	0	0	W	15-13
11/05	Colts	S	5	29	5.8	7	0	0	0	0.0	0	0	L	13-27
11/09	at Bears	S	6	42	7.0	14	0	0	0	0.0	0	0	L	13-16
11/19	Cowboys	S	8	74	9.3	16	0	0	0	0.0	0	0	L	10-33
11/26	at Titans	S	1	2	2.0	2	0	0	0	0.0	0	0	L	10-17
12/03	at Buccaneers	S	3	25	8.3	12	0	0	0	0.0	0	0	L	18-21
12/10	at Saints	S	5	74	14.8	32	0	0	0	0.0	0	0	L	6-28
12/17	Falcons	S	4	43	10.8	16	0	0	0	0.0	0	0	W	9-7
12/24	Packers	S	6	94	15.7	22	0	0	0	0.0	0	0	L	30-33
12/31	at Jaguars	S	6	38	6.3	14	0	0	0	0.0	0	0	L	0-26
01/07	Buccaneers	S	2	12	6.0	8	0	0	0	0.0	0	0	L	0-9
<b>2023 TOTALS</b>		<b>17-17</b>	<b>103</b>	<b>1,014</b>	<b>9.8</b>	<b>32</b>	<b>4</b>	<b>1</b>	<b>6</b>	<b>6.0</b>	<b>6</b>	<b>0</b>	<b>2-15</b>	



**IAN THOMAS**  
6'4" // 260  
INDIANA  
BALTIMORE, MD.

**80**  
**TE**

EXPERIENCE (YEARS)  
NFL: 7, PANTHERS: 7

BIRTHDATE: 6.6.96

ACQUIRED: D4A-18

## FRANCHISE RANKINGS

- His 333 receiving yards in 2018 marked the most by a rookie tight end in Panthers franchise history.

## PRO CAREER

- 2023: Appeared in 12 games with five starts...Spent Weeks 6-10 on injured reserve (calf).
- 2022: Started in all 17 games...Posted 21 catches for 197 yards...Recorded a new career-long 50-yard reception in Week 1 against the Cleveland Browns.
- 2021: Played in all 17 games, making starts in 13 contests...Finished the season with 18 catches for 188 yards.
- 2019: Saw action in all 16 games with three starts for the Panthers in 2019...Posted 16 catches for 139 yards and one touchdown.
- 2018: Played in all 16 games with six starts for Carolina in 2018...Tallied 36 receptions for 333 yards and two touchdowns...Totaled the most receiving yards by a rookie tight end in Panthers history.

## TRANSACTIONS

- Drafted by the Carolina Panthers in the fourth round of the 2018 Draft (101st overall)...Re-signed with Carolina (3/3/22).

## COLLEGE & PERSONAL

- Played two seasons for Indiana after transferring from Nassau Community College (Garden City, N.Y.)...In 2017, was tabbed an All-Big Ten Honorable Mention...Finished second among Big Ten tight ends with 15.0 yards per reception (fourth nationally)...Tied for third among tight ends in the conference with five receiving touchdowns (T-12th nationally)...Averaged 37.6 receiving yards per game...His touchdowns and yardage rank seventh all-time on Indiana's single-season tight ends list...Went to Digital Harbor High School in Baltimore, Md...Also played basketball and ran track.

## IAN THOMAS' NFL REGULAR SEASON RUSHING/RECEIVING STATISTICS

DATE	TEAM	RECEIVING							RUSHING				
		GP	GS	NO.	YDS.	AVG.	LG	TD	NO.	YDS.	AVG.	LG	TD
2018	Panthers	16	6	36	333	9.3	31	2	0	0	0.0	0	0
2019	Panthers	16	3	16	136	8.5	19	1	0	0	0.0	0	0
2020	Panthers	16	8	20	145	7.3	21	1	0	0	0.0	0	0
2021	Panthers	17	13	18	188	10.4	41	0	0	0	0.0	0	0
2022	Panthers	17	17	21	197	9.4	50	0	0	0	0.0	0	0
2023	Panthers	12	5	5	56	11.2	28	0	0	0	0.0	0	0
<b>NFL TOTALS</b>		<b>94</b>	<b>52</b>	<b>116</b>	<b>1,055</b>	<b>9.1</b>	<b>50</b>	<b>4</b>	<b>0</b>	<b>0</b>	<b>0.0</b>	<b>0</b>	<b>0</b>

## SINGLE-GAME HIGHS: RUSHING/RECEIVING

**Receptions** 9 at Cleveland Browns, Dec 09, 2018  
**Receiving Yards** 77 at Cleveland Browns, Dec 09, 2018  
**Receiving Average** 12.7 vs. New York Giants, Oct 07, 2012  
**Longest Receptions** 50 vs. Cleveland Browns, Sep 11, 2022  
**Receiving TDs** 1 vs. Arizona Cardinals, Oct 04, 2020  
 ...3 more at 1.

**All-Purpose Yards** 77 at Cleveland Browns, Dec 09, 2018  
**Special Teams Tackles** 1 at Tennessee Titans, Nov 26, 2023  
 ...2 more at 1.

**Most TDs** 1 vs. Arizona Cardinals, Oct 04, 2020  
 ...3 more at 1.

**Miscellaneous Tackles** 1 at Miami Dolphins, Nov 28, 2021  
 ...1 more at 1.

**Longest Own Fumble Return** 9 vs. New England Patriots, Nov 07, 2021

**2023 GAME-BY-GAME REGULAR-SEASON STATISTICS (PANTHERS)**

DATE	OPPONENT	P/S	RECEIVING					RUSHING					W/L	SCORE
			NO.	YDS.	AVG.	LG	TD	NO.	YDS.	AVG.	LG	TD		
09/10	at Falcons	P	0	0	0.0	0	0	0	0	0.0	0	0	L	10-24
09/18	Saints	S	0	0	0.0	0	0	0	0	0.0	0	0	L	17-20
09/24	at Seahawks	S	1	8	8.0	8	0	0	0	0.0	0	0	L	27-37
10/01	Vikings	P	0	0	0.0	0	0	0	0	0.0	0	0	L	13-21
10/08	at Lions	P	1	28	28.0	28	0	0	0	0.0	0	0	L	24-42
10/15	at Dolphins												L	21-42
10/29	Texans												W	15-13
11/05	Colts												L	13-27
11/09	at Bears												L	13-16
11/19	Cowboys	S	0	0	0.0	0	0	0	0	0.0	0	0	L	10-33
11/26	at Titans	S	1	9	9.0	9	0	0	0	0.0	0	0	L	10-17
12/03	at Buccaneers	S	1	6	6.0	6	0	0	0	0.0	0	0	L	18-21
12/10	at Saints	P	0	0	0.0	0	0	0	0	0.0	0	0	L	6-28
12/17	Falcons												W	9-7
12/24	Packers	P	0	0	0.0	0	0	0	0	0.0	0	0	L	30-33
12/31	at Jaguars	P	0	0	0.0	0	0	0	0	0.0	0	0	L	0-26
01/07	Buccaneers	P	1	5	5.0	5	0	0	0	0.0	0	0	L	0-9
<b>2023 TOTALS</b>		<b>12-5</b>	<b>5</b>	<b>56</b>	<b>11.2</b>	<b>28</b>	<b>0</b>	<b>0</b>	<b>0</b>	<b>0.0</b>	<b>0</b>	<b>0</b>	<b>0</b>	<b>2-15</b>



**SHAQ THOMPSON**  
6'0" // 230  
WASHINGTON  
SACRAMENTO, CALIF.

**54 LB**

EXPERIENCE (YEARS)		BIRTHDATE	ACQUIRED
NFL	PANTHERS	4.21.94	D1-15
10	10		

## NFL RANKINGS

- One-of-eight players in the NFL with an active streak of 100+ tackles in at least four straight seasons.
- One-of-10 active players with 500+ tackles, 50+ tackles for loss and 25+ passes defended.

## FRANCHISE RANKINGS

- According to Stats Pass, ranks fifth in Panthers history in all-time in total tackles (435).

## PRO CAREER

- 2023:** Started two games before being placed on injured reserve (ankle).
- 2022:** Started in all 17 games and led the team in tackles while setting a career-high with 135 total tackles (sixth in the NFC)...In Week 15 against the Steelers, recorded 12 total tackles including a tackle for loss...With his 12 tackles against the Steelers, Thompson has now surpassed at least 100 tackles in four straight seasons, joining Jon Beason (4), Thomas Davis (5) and Luke Kuechly (8) as the only Panthers to accomplish this feat...Marks his 22nd career game with 10 or more tackles...Only Luke Kuechly (50), Thomas Davis (27) and Jon Beason (25) have more career games with at least 10 tackles.
- 2021:** Despite missing time with an injury, finished second on the team with 104 total tackles...Added two interceptions, 2.0 sacks, five passes defended, nine tackles for loss and six quarterback hits...In Week 18 against the Buccaneers, surpassed 100 tackles for the third-straight season becoming the eighth player in Panther history to reach this milestone.
- 2020:** Played in 16 games for the Panthers, tallying 114 total tackles and two forced fumbles.
- 2019:** Started 14 games for Carolina, tallying 109 tackles, 3.0 sacks and 11 tackles for loss.
- 2018:** Played in 14 games with 11 starts for Carolina...Tallied 79 tackles, 3.0 sacks, nine quarterback pressures, one forced fumble and one pass defended...Recorded a career-high 13 tackles against Baltimore in Week 8 (10/28/18).
- 2017:** Played in 14 games with a career-high 14 starts...Tallied 75 total tackles, six quarterback pressures and 2.0 sacks.
- 2016:** Played in 14 games with 12 starts...Recorded 70 tackles, four quarterback pressures, one interception and two fumble recoveries, including one returned for a touchdown...Scored his first-career touchdown vs. San Francisco (9/18/16), returning a Carlos Hyde fumble nine yards to the end zone.
- 2015:** Played in 14 games with 10 starts for Carolina as a rookie...Started in all three postseason contests, including Super Bowl 50 vs. Denver (2/7/16)...Posted 61 tackles, 1.0 sack, two quarterback pressures and four passes defended in his rookie season.

## TRANSACTIONS

- Selected in the first round (25th overall) of the NFL Draft by Carolina (4/30/15)...Placed on injured reserve (shoulder) (12/20/18)...Placed on reserve/COVID-19 list (12/8/20)...Removed from reserve/COVID-19 list and placed on the active roster (12/11/20)...Placed on injured reserve (9/19/23).

## COLLEGE & PERSONAL

- Three-year starter and three-time All-Pac 12 honoree at Washington...Played in 40 games with 38 starts (2012-14)...Produced 233 tackles, 15 tackles for loss, 3.5 sacks, three forced fumbles, five fumble recoveries, five interceptions and 16 passes defended...Earned the Paul Hornung Award in 2014, given to the nation's most versatile player... Named first-team All-Pac 12 selection at both linebacker and all-purpose/special teams...Made 10 starts at linebacker and three at running back...Scored six touchdowns – four on defense and two on offense...Became the first player in school history to have two defensive touchdowns in the same game when he scored on a 36-yard interception return and 52-yard fumble return versus Illinois...Attended Grant Union High School in Sacramento, Calif...Majored in American ethics at Washington...Drafted by the Boston Red Sox in the 18th round of the 2012 MLB Draft and played one season of rookie-level ball in the Gulf Coast League.

## SHAQ THOMPSON'S NFL REGULAR SEASON DEFENSIVE STATISTICS

DATE	TEAM	GP	GS	TACKLES								INTERCEPTIONS					O. FUMB				ST						
				TK	S	A	TFL	YDS	SK	YDS	QBH	NO	YDS	LG	TD	PD	FF	FR	TD	YDS	TK	S	A	FF	FR		
2015	Panthers	14	10	48	30	18	3	5	1.0	0.0	2	0	0	0	0	2	0	0	0	0	0	0	2	2	0	0	0
2016	Panthers	14	12	55	39	16	4	12	0.0	0.0	2	1	12	12	0	5	0	2	1	9	1	0	1	0	0	0	0
2017	Panthers	14	14	57	37	20	6	31	2.0	15.0	6	0	0	0	0	1	0	0	0	0	0	0	4	4	0	1	0
2018	Panthers	14	11	76	47	29	4	21	3.5	23.0	6	0	0	0	0	1	1	0	0	0	0	4	4	0	0	0	0
2019	Panthers	14	14	109	75	34	11	38	3.0	18.0	4	0	0	0	0	3	0	0	0	0	0	0	0	0	0	0	0
2020	Panthers	16	15	114	64	50	6	20	0.0	0.0	2	0	0	0	0	5	2	1	0	0	0	0	0	0	0	0	0
2021	Panthers	14	13	104	65	39	9	25	2.0	18.0	6	2	39	29	0	5	0	0	0	0	0	0	0	0	0	0	0
2022	Panthers	17	17	135	78	57	8	13	0.5	3.0	3	0	0	0	0	4	0	0	0	0	0	0	0	0	0	0	1
2023	Panthers	2	2	8	6	2	0	0	0.0	0.0	0	0	0	0	0	0	0	0	0	0	0	0	0	0	0	0	0
<b>NFL TOTALS</b>		<b>119</b>	<b>108</b>	<b>706</b>	<b>441</b>	<b>265</b>	<b>51</b>	<b>165</b>	<b>12.0</b>	<b>77.0</b>	<b>31</b>	<b>3</b>	<b>51</b>	<b>29</b>	<b>0</b>	<b>26</b>	<b>3</b>	<b>3</b>	<b>1</b>	<b>9</b>	<b>11</b>	<b>10</b>	<b>1</b>	<b>1</b>	<b>1</b>	<b>1</b>	

## SHAQ THOMPSON'S NFL POSTSEASON DEFENSIVE STATISTICS

DATE	TEAM	GP	GS	TACKLES								INTERCEPTIONS					O. FUMB				ST						
				TK	S	A	TFL	YDS	SK	YDS	QBH	NO	YDS	LG	TD	PD	FF	FR	TD	YDS	TK	S	A	FF	FR		
2015	Panthers	3	3	11	7	4	1	3	0.0	0.0	0	0	0	0	0	0	0	0	0	0	0	0	0	0	0	0	0
2017	Panthers	1	1	8	6	2	0	0	0.0	0.0	0	0	0	0	0	0	0	0	0	0	0	0	0	0	0	0	0
<b>NFL TOTALS</b>		<b>4</b>	<b>4</b>	<b>19</b>	<b>13</b>	<b>6</b>	<b>1</b>	<b>3</b>	<b>0.0</b>	<b>0.0</b>	<b>0</b>	<b>0</b>	<b>0</b>	<b>0</b>	<b>0</b>	<b>0</b>	<b>0</b>	<b>0</b>	<b>0</b>	<b>0</b>	<b>0</b>	<b>0</b>	<b>0</b>	<b>0</b>	<b>0</b>	<b>0</b>	<b>0</b>

### SINGLE-GAME HIGHS: DEFENSIVE

- Total Tackles** 13 at Atlanta Falcons, Oct 30, 2022  
...3 more at 13.
- Solo Tackles** 10 at Miami Dolphins, Nov 28, 2021  
...2 more at 10.
- Sacks** 1.0 at Arizona Cardinals, Nov 14, 2021  
...10 more at 1.0.
- Passes Defensed** 2 at Los Angeles Rams, Oct 16, 2022  
...3 more at 2.
- Forced Fumbles** 1 vs. Tampa Bay Buccaneers, Nov 15, 2020  
...2 more at 1.
- Fumble Recoveries** 1 at Los Angeles Chargers, Sep 27, 2020  
...2 more at 1.
- Tackles For Loss** 3 vs. Atlanta Falcons, Nov 10, 2022  
...1 more at 3.

- Interceptions** 1 at Atlanta Falcons, Oct 31, 2021  
...2 more at 1.
- Interception Return Yards** 29 vs. New York Jets, Sep 12, 2021
- Special Teams Tackles** 2 at New York Jets, Nov 26, 2017
- Special Teams Forced Fumbles** 1 vs. Atlanta Falcons, Nov 05, 2017
- Special Teams Fumble Recoveries** 1 vs. San Francisco 49ers, Oct 09, 2022
- Longest Opp Fumble Return** 9 vs. San Francisco 49ers, Sep 18, 2016

### SINGLE-GAME HIGHS - POSTSEASON: DEFENSIVE

- Total Tackles** 8 at New Orleans Saints, Jan 07, 2018
- Solo Tackles** 6 at New Orleans Saints, Jan 07, 2018  
4 at Denver Broncos, Feb 07, 2016  
3 vs. Arizona Cardinals, Jan 24, 2016

- Tackles For Loss** 1 at Denver Broncos, Feb 07, 2016

## 2023 GAME-BY-GAME REGULAR SEASON STATISTICS (PANTHERS)

DATE	OPPONENT	P/S	TACKLES								INTERCEPTIONS					O. FUMB				ST			MISC					
			TK	S	A	SK	YDS	TFL	YDS	QBH	NO	YDS	LG	TD	PD	FF	FR	TD	YDS	TK	S	A	FF	FR	S	A	W/L	SCORE
09/10	at Falcons	S	5	4	1	0.0	0.0	0	0	0	0	0	0	0	0	0	0	0	0	0	0	0	0	0	0	0	L	10-24
09/18	Saints																										L	17-20
09/24	at Seahawks																										L	27-37
10/01	Vikings																										L	13-21
10/08	at Lions																										L	24-42
10/15	at Dolphins																										L	21-42
10/29	Texans																										W	15-13
11/05	Colts																										L	13-27
11/09	at Bears																										L	13-16
11/19	Cowboys																										L	10-33
11/26	at Titans																										L	10-17
12/03	at Buccaneers																										L	18-21
12/10	at Saints																										L	6-28
12/17	Falcons																										W	9-7
12/24	Packers																										L	30-33
12/31	at Jaguars																										L	0-26
01/07	Buccaneers																										L	0-9
<b>2023 TOTALS</b>		<b>1-1</b>	<b>5</b>	<b>4</b>	<b>1</b>	<b>0.0</b>	<b>0.0</b>	<b>0</b>	<b>0</b>	<b>0</b>	<b>0</b>	<b>0</b>	<b>0</b>	<b>0</b>	<b>0</b>	<b>0</b>	<b>0</b>	<b>0</b>	<b>0</b>	<b>0</b>	<b>0</b>	<b>0</b>	<b>0</b>	<b>0</b>	<b>0</b>	<b>0</b>	<b>0</b>	<b>2-15</b>

**NICK THURMAN**  
6'4" // 295  
HOUSTON DALLAS, TEXAS

**91**  
**DT**

EXPERIENCE (YEARS)  
NFL: 3, Panthers: 2

BIRTHDATE: 6.12.95

ACQUIRED: FA-23

### PRO CAREER

- 2023: Played in 16 games with the Panthers...Recorded 31 tackles (13 solo), one quarterback hit and two tackles for loss.
- 2022: Spent part of the season on the Jacksonville Jaguars practice squad.
- 2021: Appeared in one game for the Atlanta Falcons...Recorded a tackle and a quarterback hit.
- 2020: Appeared in seven games (one start) for the Patriots...Recorded 10 total tackles with one tackle for loss.
- 2019: Spent the season on the New England Patriots practice squad.
- 2018: Spent training camp with the Houston Texans.

### TRANSACTIONS

- Signed by the Houston Texans as an undrafted free agent (5/14/18)...Released by Houston (9/1/18)...Signed by the Tampa Bay Buccaneers (4/4/19)...Released by Tampa Bay (4/29/19)...Signed by the New England Patriots (5/2/19)...Released by New England (8/31/19)...Signed to the Patriots practice squad (9/1/19)...Signed by New England (1/6/20)...Released by the Patriots (9/5/20)...Signed to New England's practice squad (9/6/20)...Released by the Patriots (11/14/20)...Signed to New England's practice squad (11/18/20)...Signed by the Patriots (1/4/21)...Released by New England (9/3/21)...Signed to the Atlanta Falcons practice squad (10/26/21)...Signed by Atlanta (1/10/22)...Released by the Falcons (8/30/22)...Signed to the Jacksonville Jaguars practice squad (9/27/22)...Signed by Jacksonville (1/23/23)...Released by the Jaguars (7/21/23)...Signed by the Carolina Panthers (7/31/23).

### COLLEGE & PERSONAL

- Spent five seasons at Houston (2013-17), appearing in 44 games (19 starts)...Tallied 92 total tackles with 15 tackles for loss, 4.5 sacks, four passes defended and two fumble recoveries...As a redshirt senior, appeared in 12 games, totaling 32 total tackles with 4.5 tackles for loss, 2.0 sacks and a pass defended...As a redshirt junior, appeared in 13 games while tallying 26 total tackles with 5.5 tackles for loss, 2.0 sacks and two passes defended...As a redshirt sophomore, appeared in 14 games while compiling 27 total tackles with five tackles for loss, a half a sack, two fumble recoveries and one pass defended...As a redshirt freshman, appeared in five games while totaling seven total tackles...A native of Dallas, Texas...Attended Lakeland High School.

### REGULAR SEASON COMPARISON: DEFENSIVE - NEW ORLEANS SAINTS

DATE	OPP	W/L	GP/GS	TACKLES							MISC						
				TOT	SOLO	ASST	SACK	YDS.	INT	TFL	PD	QBH	TD	FF	FR		
9/18/23	CAR vs. NO	L	P	2	1	1	0.0	0.0	0	0	0	0	0	0	0	0	0
12/10/23	CAR @ NO	L	P	1	0	1	0.0	0.0	0	0	0	0	0	0	0	0	0
<b>TOTALS</b>		<b>0/2</b>	<b>2/0</b>	<b>3</b>	<b>1</b>	<b>2</b>	<b>0.0</b>	<b>0.0</b>	<b>0</b>	<b>0</b>	<b>0</b>	<b>0</b>	<b>0</b>	<b>0</b>	<b>0</b>	<b>0</b>	<b>0</b>

### NICK THURMAN'S NFL REGULAR SEASON DEFENSIVE STATISTICS

DATE	TEAM	GP	GS	TACKLES							INTERCEPTIONS				O. FUMB			ST			MISC					
				TK	S	A	TFL	YDS	SK	YDS	QBH	NO	YDS	LG	TD	PD	FF	FR	YDS	TK	S	A	FF	FR	S	A
2019	Patriots	0	0	0	0	0	0	0	0	0.0	0.0	0	0	0	0	0	0	0	0	0	0	0	0	0	0	0
2020	Patriots	7	1	10	6	4	1	2	0.0	0.0	0	0	0	0	0	0	0	0	0	0	0	0	0	0	0	0
2021	Patriots	0	0	0	0	0	0	0	0.0	0.0	0	0	0	0	0	0	0	0	0	0	0	0	0	0	0	0
2021	Falcons	1	0	1	1	0	0	0	0.0	0.0	1	0	0	0	0	0	0	0	0	0	0	0	0	0	0	0
2021	<b>TOTAL</b>	<b>1</b>	<b>0</b>	<b>1</b>	<b>1</b>	<b>0</b>	<b>0</b>	<b>0</b>	<b>0.0</b>	<b>0.0</b>	<b>1</b>	<b>0</b>	<b>0</b>	<b>0</b>	<b>0</b>	<b>0</b>	<b>0</b>	<b>0</b>	<b>0</b>	<b>0</b>	<b>0</b>	<b>0</b>	<b>0</b>	<b>0</b>	<b>0</b>	<b>0</b>
2023	Panthers	17	0	31	13	18	2	1	0.0	0.0	1	0	0	0	0	0	0	0	0	0	0	0	0	0	0	0
	<b>NFL TOTALS</b>	<b>25</b>	<b>1</b>	<b>42</b>	<b>20</b>	<b>22</b>	<b>3</b>	<b>3</b>	<b>0.0</b>	<b>0.0</b>	<b>2</b>	<b>0</b>	<b>0</b>	<b>0</b>	<b>0</b>	<b>0</b>	<b>0</b>	<b>0</b>	<b>0</b>	<b>0</b>	<b>0</b>	<b>0</b>	<b>0</b>	<b>0</b>	<b>0</b>	<b>0</b>

## NICK THURMAN'S NFL POSTSEASON DEFENSIVE STATISTICS

DATE	TEAM	GP	TACKLES							INTERCEPTIONS					O. FUMB			ST			MISC						
			GS	TK	S	A	TFL	YDS	SK	YDS	QBH	NO	YDS	LG	TD	PD	FF	FR	TD	YDS	TK	S	A	FF	FR	S	A
2019	Patriots	0	0	0	0	0	0	0	0	0.0	0.0	0	0	0	0	0	0	0	0	0	0	0	0	0	0	0	0
2022	Jaguars	0	0	0	0	0	0	0	0	0.0	0.0	0	0	0	0	0	0	0	0	0	0	0	0	0	0	0	0
<b>NFL TOTALS</b>		<b>0</b>	<b>0</b>	<b>0</b>	<b>0</b>	<b>0</b>	<b>0</b>	<b>0</b>	<b>0</b>	<b>0.0</b>	<b>0.0</b>	<b>0</b>	<b>0</b>	<b>0</b>	<b>0</b>	<b>0</b>	<b>0</b>	<b>0</b>	<b>0</b>	<b>0</b>	<b>0</b>	<b>0</b>	<b>0</b>	<b>0</b>	<b>0</b>	<b>0</b>	<b>0</b>

## SINGLE-GAME HIGHS: DEFENSIVE

**Total Tackles** 5 vs. Green Bay Packers, Dec 24, 2023  
 ...1 more at 5.

**Solo Tackles** 2 at Jacksonville Jaguars, Dec 31, 2023  
 ...3 more at 2.

**Tackles For Loss** 1 vs. Atlanta Falcons, Dec 17, 2023  
 ...2 more at 1.

## 2023 GAME-BY-GAME REGULAR-SEASON STATISTICS (PANTHERS)

DATE	OPPONENT	P/S	TACKLES							INTERCEPTIONS					O. FUMB			ST			MISC							
			TK	S	A	SK	YDS	TFL	YDS	QBH	NO	YDS	LG	TD	PD	FF	FR	TD	YDS	TK	S	A	FF	FR	S	A	W/L	SCORE
09/10	at Falcons	P	3	1	2	0.0	0.0	0	0	0	0	0	0	0	0	0	0	0	0	0	0	0	0	0	0	0	L	10-24
09/18	Saints	P	2	1	1	0.0	0.0	0	0	0	0	0	0	0	0	0	0	0	0	0	0	0	0	0	0	L	17-20	
09/24	at Seahawks	P	0	0	0	0.0	0.0	0	0	0	0	0	0	0	0	0	0	0	0	0	0	0	0	0	0	L	27-37	
10/01	Vikings	P	0	0	0	0.0	0.0	0	0	0	0	0	0	0	0	0	0	0	0	0	0	0	0	0	0	L	13-21	
10/08	at Lions	P	0	0	0	0.0	0.0	0	0	0	0	0	0	0	0	0	0	0	0	0	0	0	0	0	0	L	24-42	
10/15	at Dolphins	P	1	1	0	0.0	0.0	1	1	0	0	0	0	0	0	0	0	0	0	0	0	0	0	0	0	L	21-42	
10/29	Texans	P	1	0	1	0.0	0.0	0	0	0	0	0	0	0	0	0	0	0	0	0	0	0	0	0	0	W	15-13	
11/05	Colts	P	2	1	1	0.0	0.0	0	0	0	0	0	0	0	0	0	0	0	0	0	0	0	0	0	0	L	13-27	
11/09	at Bears	P	2	1	1	0.0	0.0	0	0	0	0	0	0	0	0	0	0	0	0	0	0	0	0	0	0	L	13-16	
11/19	Cowboys	P	3	2	1	0.0	0.0	0	0	0	0	0	0	0	0	0	0	0	0	0	0	0	0	0	0	L	10-33	
11/26	at Titans	P	0	0	0	0.0	0.0	0	0	0	0	0	0	0	0	0	0	0	0	0	0	0	0	0	0	L	10-17	
12/03	at Buccaneers	P	1	0	1	0.0	0.0	0	0	0	0	0	0	0	0	0	0	0	0	0	0	0	0	0	0	L	18-21	
12/10	at Saints	P	1	0	1	0.0	0.0	0	0	0	0	0	0	0	0	0	0	0	0	0	0	0	0	0	0	L	6-28	
12/17	Falcons	P	5	2	3	0.0	0.0	1	0	0	0	0	0	0	0	0	0	0	0	0	0	0	0	0	0	W	9-7	
12/24	Packers	P	5	1	4	0.0	0.0	0	0	0	0	0	0	0	0	0	0	0	0	0	0	0	0	0	0	L	30-33	
12/31	at Jaguars	P	3	2	1	0.0	0.0	0	0	0	0	0	0	0	0	0	0	0	0	0	0	0	0	0	0	L	0-26	
01/07	Buccaneers	P	2	1	1	0.0	0.0	0	0	1	0	0	0	0	0	0	0	0	0	0	0	0	0	0	0	L	0-9	
<b>2023 TOTALS</b>		<b>17-0</b>	<b>31</b>	<b>13</b>	<b>18</b>	<b>0.0</b>	<b>0.0</b>	<b>2</b>	<b>1</b>	<b>1</b>	<b>0</b>	<b>0</b>	<b>0</b>	<b>0</b>	<b>0</b>	<b>0</b>	<b>0</b>	<b>0</b>	<b>0</b>	<b>0</b>	<b>0</b>	<b>0</b>	<b>0</b>	<b>0</b>	<b>0</b>	<b>0</b>	<b>2-15</b>	



**TOMMY TREMBLE**  
6'4" // 250  
NOTRE DAME  
PEACHTREE CORNERS, GA.

**82**  
**TE**

EXPERIENCE (YEARS)  
NFL: 4, PANTHERS: 4

BIRTHDATE: 6.2.00

ACQUIRED: D3B-21

## PRO CAREER

- 2023: Appeared in 16 games with eight starts...Notched a career-high 23 receptions for 194 yards and three touchdowns.
- 2022: Saw action in all 17 games while making four starts...Recorded 19 catches for 174 yards and three receiving touchdowns.
- 2021: Played in all but one game in his rookie campaign (11 starts)...Finished the season with 20 catches for 180 yards and two touchdowns (one receiving, one rushing)...In a Thursday Night game at Houston in Week Three (9/23/21), tallied his first-career touchdown. According to NFL Media Research, he is the youngest tight end (21 years, 113 days old) to score a rushing touchdown in NFL history.

## TRANSACTIONS

- Selected by Carolina in the third round (83rd overall) of the 2021 NFL Draft.

## COLLEGE & PERSONAL

- Played two seasons at Notre Dame in 2019 and 2020...Tallied 401 receiving yards on 35 receptions with four touchdowns in his career...He earned All-ACC honorable mention honors in 2020...An effective blocker, Tremble helped lead the Fighting Irish to the ACC Championship game in 2020...Ranked thirteenth overall in the ACC in total receiving yards (103), fifteenth in receptions per game (4.0) and eighteenth in receiving yards per game (51.5)...Averaged 53.5 all-purpose yards per game, the third-highest figure on the team...In 2019, played in all 13 games and ranked fourth on the team with 16 catches for 183 yards and four touchdowns...Went to Wesleyan High School in Peachtree Corners, Ga.

## TOMMY TREMBLE'S NFL REGULAR SEASON RUSHING/RECEIVING STATISTICS

DATE	TEAM	GP	GS	RECEIVING					RUSHING				
				NO.	YDS.	AVG.	LG	TD	NO.	YDS.	AVG.	LG	TD
2021	Panthers	16	11	20	180	9.0	30	1	3	11	3.7	7t	1
2022	Panthers	17	4	19	174	9.2	29t	3	0	0	0.0	0	0
2023	Panthers	16	8	23	194	8.4	30	3	0	0	0.0	0	0
<b>NFL TOTALS</b>		<b>49</b>	<b>23</b>	<b>62</b>	<b>548</b>	<b>8.8</b>	<b>30</b>	<b>7</b>	<b>3</b>	<b>11</b>	<b>3.7</b>	<b>7T</b>	<b>1</b>

## TOMMY TREMBLE'S NFL REGULAR SEASON RETURN STATISTICS

DATE	TEAM	KICKOFF RETURNS					PUNT RETURNS					
		RET.	YDS.	AVG.	LG	TD	NO.	FC	YDS.	AVG.	LG	TD
2021	Panthers	1	21	21.0	21	0	0	0	0	0.0	0	0
2022	Panthers	1	8	8.0	8	0	0	0	0	0.0	0	0
2023	Panthers	0	0	0.0	0	0	0	0	0	0.0	0	0
<b>NFL TOTALS</b>		<b>2</b>	<b>29</b>	<b>14.5</b>	<b>21</b>	<b>0</b>	<b>0</b>	<b>0</b>	<b>0</b>	<b>0.0</b>	<b>0</b>	<b>0</b>

## SINGLE-GAME HIGHS: RUSHING/RECEIVING

**Rush Attempts** 1 at Tampa Bay Buccaneers, Jan 09, 2022  
...2 more at 1.

**Rushing Yards** 7 at Houston Texans, Sep 23, 2021

**Longest Runs** 7t at Houston Texans, Sep 23, 2021

**Rushing TDs** 1 at Houston Texans, Sep 23, 2021

**Receptions** 4 vs. Green Bay Packers, Dec 24, 2023

**Receiving Yards** 59 vs. Green Bay Packers, Dec 24, 2023

**Receiving Average** 14.8 vs. Green Bay Packers, Dec 24, 2023

**Longest Receptions** 30 vs. Green Bay Packers, Dec 24, 2023  
...1 more at 30.

**Receiving TDs** 1 vs. Dallas Cowboys, Nov 19, 2023  
...6 more at 1.

**All-Purpose Yards** 59 vs. Green Bay Packers, Dec 24, 2023

**Kickoff Returns** 1 at Cincinnati Bengals, Nov 06, 2022  
...1 more at 1.

**Kickoff Return Yards** 21 vs. New York Jets, Sep 12, 2021

**Longest Kickoff Return** 21 vs. New York Jets, Sep 12, 2021

**Special Teams Tackles** 1 at Seattle Seahawks, Sep 24, 2023  
...5 more at 1.

**Most TDs** 1 vs. Dallas Cowboys, Nov 19, 2023  
...7 more at 1.

**Miscellaneous Tackles** 2 at Cincinnati Bengals, Nov 06, 2022

**2023 GAME-BY-GAME REGULAR-SEASON STATISTICS (PANTHERS)**

DATE	OPPONENT	P/S	RECEIVING					RUSHING					TD	W/L	SCORE
			NO.	YDS.	AVG.	LG	TD	NO.	YDS.	AVG.	LG	TD			
09/10	at Falcons	P	0	0	0.0	0	0	0	0	0.0	0	0	0	L	10-24
09/18	Saints	P	0	0	0.0	0	0	0	0	0.0	0	0	0	L	17-20
09/24	at Seahawks	S	1	15	15.0	15	0	0	0	0.0	0	0	0	L	27-37
10/01	Vikings	P	0	0	0.0	0	0	0	0	0.0	0	0	0	L	13-21
10/08	at Lions	P	1	1	1.0	1t	1	0	0	0.0	0	0	0	L	24-42
10/15	at Dolphins	P	2	25	12.5	21	0	0	0	0.0	0	0	0	L	21-42
10/29	Texans	P	2	4	2.0	3	1	0	0	0.0	0	0	0	W	15-13
11/05	Colts	P	2	12	6.0	11	0	0	0	0.0	0	0	0	L	13-27
11/09	at Bears	P	3	16	5.3	11	0	0	0	0.0	0	0	0	L	13-16
11/19	Cowboys	S	1	4	4.0	4t	1	0	0	0.0	0	0	0	L	10-33
11/26	at Titans	S	1	7	7.0	7	0	0	0	0.0	0	0	0	L	10-17
12/03	at Buccaneers							ON INACTIVE LIST						L	18-21
12/10	at Saints	S	1	2	2.0	2	0	0	0	0.0	0	0	0	L	6-28
12/17	Falcons	S	2	32	16.0	19	0	0	0	0.0	0	0	0	W	9-7
12/24	Packers	S	4	59	14.8	30	0	0	0	0.0	0	0	0	L	30-33
12/31	at Jaguars	S	1	6	6.0	6	0	0	0	0.0	0	0	0	L	0-26
01/07	Buccaneers	S	2	11	5.5	7	0	0	0	0.0	0	0	0	L	0-9
<b>2023 TOTALS</b>		<b>16-8</b>	<b>23</b>	<b>194</b>	<b>8.4</b>	<b>30</b>	<b>3</b>	<b>0</b>	<b>0</b>	<b>0.0</b>	<b>0</b>	<b>0</b>	<b>0</b>	<b>2-15</b>	





**SHY TUTTLE**  
**6'3" // 300**  
**TENNESSEE**  
**WELCOME, N.C.**

**99**  
**DT**

EXPERIENCE (YEARS)

NFL

PANTHERS

6

2

BIRTHDATE

10.20.95

ACQUIRED

FA-23

PRO CAREER

- 2023: Started in all 17 games and recorded 43 tackles (19 solo), 0.5 sacks, one tackle for loss, one quarterback hit and five passes defended. His five passes defended is a single-season career-high.
- 2022: Appeared in all 17 games while making 14 starts...Recorded a career-high 49 total tackles...Registered 2.0 sacks and three quarterback hits...Finished the season tied for fifth among NFC defensive linemen with five passes defended...His 14 career passes defended is tied for the third most amongst NFC defensive linemen since entering the league in 2019.
- 2021: Started 15 games while appearing in all 17 contests for the Saints...Racked up 48 total tackles, including three tackles for loss...Added a forced fumble, a fumble recovery and three passes defended.
- 2020: Appeared in 13 games while making three starts...Recorded 28 total tackles, including two tackles for loss and a quarterback hit.
- 2019: Played in all 16 games while making one start...Finished his rookie campaign with 18 total tackles, including three tackles for loss and 2.0 sacks...Added his first career interception against the Atlanta Falcons in Week 13 in which he returned for 19 yards.

TRANSACTIONS

- Signed as an undrafted free agent with the New Orleans Saints (5/10/19)...Became a restricted free agent (3/16/22)...Re-signed with the New Orleans Saints (3/31/22)...Signed with the Carolina Panthers (3/16/23).

COLLEGE & PERSONAL

- Appeared in 35 games with 29 starts for the Tennessee Volunteers (2015-18)...Finished his four-year career with 79 tackles (29 solo), six tackles for loss, 1.0 sack, one interception, three passes defended, three fumble recoveries and three blocked kicks...In 2018, started all 12 games and finished with 33 tackles, 2.5 tackles for loss, 1.0 sack, an interception, a pass defended and two blocked kicks...As a junior, played in ten games with four starts and posted 27 tackles, 2.5 tackles for loss and one fumble recovery...As a sophomore, played in seven games with one start and finished with nine tackles, one tackle for loss, two passes defended and a fumble recovery...As a freshman, played in six games and recorded 10 tackles, a fumble recovery and a blocked field goal...Graduated with a bachelor's degree in communications...A native of Welcome, N.C...Attended North Davidson High School.

SHY TUTTLE'S NFL REGULAR SEASON DEFENSIVE STATISTICS

DATE	TEAM	GP	GS	TACKLES							INTERCEPTIONS				O. FUMB			ST		MISC								
				TK	S	A	TFL	YDS	SK	YDS	QBH	NO	YDS	LG	TD	PD	FF	FR	TD	YDS	TK	S	A	FF	FR	S	A	
2019	Saints	16	1	18	8	10	3	9	2.0	6.0	3	1	19	19	0	4	0	0	0	0	0	0	0	0	0	0	0	0
2020	Saints	13	3	28	17	11	2	1	0.0	0.0	1	0	0	0	2	0	0	0	0	0	0	0	0	0	0	0	0	
2021	Saints	17	15	48	17	31	3	6	0.0	0.0	1	0	0	0	3	1	1	0	0	0	0	0	0	0	0	0	0	
2022	Saints	17	14	49	26	23	1	1	2.0	5.5	3	0	0	0	5	0	0	0	0	0	0	0	0	0	0	0	0	
2023	Panthers	17	17	43	19	24	1	0	0.5	0.0	1	0	0	0	5	0	0	0	0	0	0	0	0	0	0	0	0	
<b>NFL TOTALS</b>		<b>80</b>	<b>50</b>	<b>186</b>	<b>87</b>	<b>99</b>	<b>10</b>	<b>17</b>	<b>4.5</b>	<b>11.5</b>	<b>9</b>	<b>1</b>	<b>19</b>	<b>19</b>	<b>0</b>	<b>19</b>	<b>1</b>	<b>1</b>	<b>0</b>	<b>0</b>	<b>0</b>	<b>0</b>	<b>0</b>	<b>0</b>	<b>0</b>	<b>0</b>	<b>0</b>	<b>0</b>

SHY TUTTLE'S NFL POSTSEASON DEFENSIVE STATISTICS

DATE	TEAM	GP	GS	TACKLES							INTERCEPTIONS				O. FUMB			ST		MISC							
				TK	S	A	TFL	YDS	SK	YDS	QBH	NO	YDS	LG	TD	PD	FF	FR	TD	YDS	TK	S	A	FF	FR	S	A
2019	Saints	1	0	3	2	1	1	0	0.0	0.0	0	0	0	0	2	0	0	0	0	0	0	0	0	0	0	0	0
2020	Saints	2	0	5	3	2	0	0	0.0	0.0	0	0	0	0	0	0	0	0	0	0	0	0	0	0	0	0	0
<b>NFL TOTALS</b>		<b>3</b>	<b>0</b>	<b>8</b>	<b>5</b>	<b>3</b>	<b>1</b>	<b>0</b>	<b>0.0</b>	<b>0.0</b>	<b>0</b>	<b>0</b>	<b>0</b>	<b>0</b>	<b>2</b>	<b>0</b>	<b>0</b>	<b>0</b>	<b>0</b>	<b>0</b>	<b>0</b>	<b>0</b>	<b>0</b>	<b>0</b>	<b>0</b>	<b>0</b>	<b>0</b>

SINGLE-GAME HIGHS: DEFENSIVE

**Total Tackles** 9 vs. Tampa Bay Buccaneers, Sep 18, 2022  
**Solo Tackles** 5 vs. Atlanta Falcons, Dec 18, 2022  
 ...1 more at 5.  
**Sacks** 1.0 at Tennessee Titans, Dec 22, 2019  
 ...1 more at 1.0.  
**Passes Defended** 3 at Miami Dolphins, Oct 15, 2023  
**Forced Fumbles** 1 vs. New York Giants, Oct 03, 2021

**Fumble Recoveries** 1 at Atlanta Falcons, Jan 09, 2022  
**Tackles For Loss** 1 at New Orleans Saints, Dec 10, 2023  
 ...9 more at 1.  
**Interceptions** 1 at Atlanta Falcons, Nov 28, 2019  
**Interception Return Yards** 19 at Atlanta Falcons, Nov 28, 2019

## SINGLE-GAME HIGHS - POSTSEASON: DEFENSIVE

**Total Tackles** 4 vs. Tampa Bay Buccaneers, Jan 17, 2021  
 3 vs. Minnesota Vikings, Jan 05, 2020  
 1 vs. Chicago Bears, Jan 10, 2021

**Solo Tackles** 3 vs. Tampa Bay Buccaneers, Jan 17, 2021  
 2 vs. Minnesota Vikings, Jan 05, 2020

**Passes Defensed** 2 vs. Minnesota Vikings, Jan 05, 2020  
**Tackles For Loss** 1 vs. Minnesota Vikings, Jan 05, 2020

## 2023 GAME-BY-GAME REGULAR-SEASON STATISTICS (PANTHERS)

DATE	OPPONENT	P/S	TACKLES								INTERCEPTIONS				O. FUMB			ST			MISC		SCORE					
			TK	S	A	SK	YDS	TFL	YDS	QBH	NO	YDS	LG	TD	PD	FF	FR	TD	YDS	TK	S	A		FF	FR	S	A	W/L
09/10	at Falcons	S	3	0	3	0.5	0.0	0	0	1	0	0	0	0	0	0	0	0	0	0	0	0	0	0	0	0	L	10-24
09/18	Saints	S	2	0	2	0.0	0.0	0	0	0	0	0	0	1	0	0	0	0	0	0	0	0	0	0	0	L	17-20	
09/24	at Seahawks	S	2	0	2	0.0	0.0	0	0	0	0	0	0	0	0	0	0	0	0	0	0	0	0	0	0	L	27-37	
10/01	Vikings	S	2	2	0	0.0	0.0	0	0	0	0	0	0	0	0	0	0	0	0	0	0	0	0	0	0	L	13-21	
10/08	at Lions	S	4	1	3	0.0	0.0	0	0	0	0	0	0	0	0	0	0	0	0	0	0	0	0	0	0	L	24-42	
10/15	at Dolphins	S	3	3	0	0.0	0.0	0	0	0	0	0	0	3	0	0	0	0	0	0	0	0	0	0	0	L	21-42	
10/29	Texans	S	2	0	2	0.0	0.0	0	0	0	0	0	0	0	0	0	0	0	0	0	0	0	0	0	0	W	15-13	
11/05	Colts	S	3	1	2	0.0	0.0	0	0	0	0	0	0	1	0	0	0	0	0	0	0	0	0	0	0	L	13-27	
11/09	at Bears	S	0	0	0	0.0	0.0	0	0	0	0	0	0	0	0	0	0	0	0	0	0	0	0	0	0	L	13-16	
11/19	Cowboys	S	0	0	0	0.0	0.0	0	0	0	0	0	0	0	0	0	0	0	0	0	0	0	0	0	0	L	10-33	
11/26	at Titans	S	3	3	0	0.0	0.0	0	0	0	0	0	0	0	0	0	0	0	0	0	0	0	0	0	0	L	10-17	
12/03	at Buccaneers	S	4	1	3	0.0	0.0	0	0	0	0	0	0	0	0	0	0	0	0	0	0	0	0	0	0	L	18-21	
12/10	at Saints	S	5	3	2	0.0	0.0	1	0	0	0	0	0	0	0	0	0	0	0	0	0	0	0	0	0	L	6-28	
12/17	Falcons	S	0	0	0	0.0	0.0	0	0	0	0	0	0	0	0	0	0	0	0	0	0	0	0	0	0	W	9-7	
12/24	Packers	S	6	2	4	0.0	0.0	0	0	0	0	0	0	0	0	0	0	0	0	0	0	0	0	0	0	L	30-33	
12/31	at Jaguars	S	1	1	0	0.0	0.0	0	0	0	0	0	0	0	0	0	0	0	0	0	0	0	0	0	0	L	0-26	
01/07	Buccaneers	S	3	2	1	0.0	0.0	0	0	0	0	0	0	0	0	0	0	0	0	0	0	0	0	0	0	L	0-9	
<b>2023 TOTALS</b>			<b>17-17</b>	<b>43</b>	<b>19</b>	<b>24</b>	<b>0.5</b>	<b>0.0</b>	<b>1</b>	<b>0</b>	<b>1</b>	<b>0</b>	<b>0</b>	<b>0</b>	<b>5</b>	<b>0</b>	<b>0</b>	<b>0</b>	<b>0</b>	<b>0</b>	<b>0</b>	<b>0</b>	<b>0</b>	<b>0</b>	<b>0</b>	<b>2-15</b>		



**BRANDON WALTON**  
 6'5" // 300  
 FLORIDA ATLANTIC  
 LARGO, FL

**73**  
**OL**

EXPERIENCE (YEARS)		BIRTHDATE	ACQUIRED
<i>NFL</i>	<i>PANTHERS</i>	<b>3.18.98</b>	<b>FA-24</b>
<b>3</b>	<b>1</b>		

**PRO CAREER**

- 2023: Appeared in four games for the Buccaneers.
- 2022: Played in 11 games with two starts for the Buccaneers.
- 2021: Spent the season on the Buccaneers practice squad
- 2020: Spent the season on the Bills and Steelers practice squads.

**TRANSACTIONS**

- Signed as an undrafted free agent by the Buffalo Bills (5/5/20)...Waived by the Bills (9/5/20)...Signed to Bills practice squad (2020)...Waived by Bills (9/8/20)...Signed to Steelers practice squad (9/19/20)...Signed by Steelers (1/14/21)...Waived by Steelers (8/17/21)...Claimed off waivers by Buccaneers (8/18/21)...Waived by Buccaneers (8/21/21)...Signed to Buccaneers practice squad (9/1/21)...Signed with Buccaneers (2/16/22)...Resigned with Buccaneers (3/5/24)...Waived by Buccaneers (8/28/24)...Signed to Carolina Panthers practice squad (8/30/24).

**COLLEGE & PERSONAL**

- Played in 44 games over four seasons at Florida Atlantic (2016-19)...Member of two Conference USA Championship teams at FAU...Named first-team All-CUSA as a left tackle.

**BRANDON WALTON'S NFL REGULAR SEASON STATISTICS**

DATE	TEAM	GP	GS
2020	Bills	0	0
2020	Steelers	0	0
2020	<b>TOTAL</b>	<b>0</b>	<b>0</b>
2022	Buccaneers	11	2
2023	Buccaneers	4	0
<b>NFL TOTALS</b>		<b>15</b>	<b>2</b>

**BRANDON WALTON'S NFL POSTSEASON STATISTICS**

DATE	TEAM	GP	GS
2020	Steelers	0	0
2021	Buccaneers	0	0
2022	Buccaneers	0	0
2023	Buccaneers	0	0
<b>NFL TOTALS</b>		<b>0</b>	<b>0</b>

### 2023 GAME-BY-GAME REGULAR-SEASON STATISTICS (BUCCANEERS)

DATE	OPPONENT	P/S		W/L	SCORE
09/10	at Vikings		ON INACTIVE LIST	W	20-17
09/17	Bears		ON INACTIVE LIST	W	27-17
09/25	Eagles		ON INACTIVE LIST	L	11-25
10/01	at Saints		ON INACTIVE LIST	W	26-9
10/15	Lions		ON INACTIVE LIST	L	6-20
10/22	Falcons		ON INACTIVE LIST	L	13-16
10/26	at Bills	P		L	18-24
11/05	at Texans	P		L	37-39
11/12	Titans	P		W	20-6
11/19	at 49ers	P		L	14-27
11/26	at Colts		ON INACTIVE LIST	L	20-27
12/03	Panthers		ON INACTIVE LIST	W	21-18
12/10	at Falcons		ON INACTIVE LIST	W	29-25
12/17	at Packers		ON INACTIVE LIST	W	34-20
12/24	Jaguars		ON INACTIVE LIST	W	30-12
12/31	Saints		ON INACTIVE LIST	L	13-23
01/07	at Panthers		ON INACTIVE LIST	W	9-0
<b>2023 TOTALS</b>		<b>4-0</b>		<b>9-8</b>	

### 2023 GAME-BY-GAME POSTSEASON STATISTICS (BUCCANEERS)

DATE	OPPONENT	P/S		W/L	SCORE
01/15	Eagles		INACTIVE	W	32-9
01/21	at Lions		INACTIVE	L	23-31
<b>2023 TOTALS</b>		<b>0-0</b>		<b>1-1</b>	



**D.J. WONNUM**

**6'5" // 258**

**SOUTH CAROLINA  
STONE MOUNTAIN, GA.**

**98**  
**OLB**

**EXPERIENCE (YEARS)**

**NFL**

**PANTHERS**

**5**

**1**

**BIRTHDATE**

**10.31.97**

**ACQUIRED**

**FA-24**

**PRO CAREER**

- 2023: Played in 15 games with 14 starts for the Minnesota Vikings before missing the final two games of the season after being placed on injured reserve...Recorded a single-season career high in tackles (62), passes defended (6) and tied his single-season career high in sacks (8.0). Totaled 15 quarterback hits, seven tackles for loss and registered his first career fumble recovery for a touchdown in Week 4.
- 2022: Appeared in 16 games with one start for the Vikings, tallying 34 tackles, 4.0 sacks, 10 quarterback hits, five tackles for loss, a forced fumble and four special teams tackles.
- 2021: Played in all 17 games with 14 starts for the Vikings...Registered a team-high 8.0 sacks, 47 tackles, 15 quarterback hits, four passes defended, and one forced fumble...In Week 5, Wonnum sacked quarterback Justin Fields a career game-high three times.
- 2020: During his rookie season with the Vikings, he saw action in 14 games with two starts...Totaled 24 tackles, five tackles for loss, 3.0 sacks, nine quarterback hits, one pass defended and one forced fumble.

**TRANSACTIONS**

- Selected in the fourth round (117th overall) of the 2020 NFL Draft (7/23/20) by the Minnesota Vikings...Signed by Panthers (3/14/24).

**COLLEGE & PERSONAL**

- Played four seasons at the University of South Carolina (2016-19)...Appeared in 43 games with 30 starts for the Gamecocks and notched 137 career tackles with 14.0 sacks, 29.5 tackles for loss, one interception, five passes defended, one forced fumble, and one fumble recovery. He was a two-time team captain in 2017 and 2019, while being named to the 2019 Second-Team All-SEC selection by the Associated Press...A native of Stone Mountain, Ga...Attended Stephenson High.

**REGULAR SEASON COMPARISON: DEFENSIVE - NEW ORLEANS SAINTS**

DATE	OPP	W/L	GP/GS	TACKLES							MISC						
				TOT	SOLO	ASST	SACK	YDS.	INT	TFL	PD	QBH	TD	FF	FR		
12/25/20	MIN @ NO	L	S	2	1	1	0.0	0.0	0	0	0	0	1	0	0	0	
10/2/22	MIN @ NO	W	P	6	4	2	0.0	0.0	0	1	0	0	0	0	0	0	
11/12/23	MIN vs. NO	W	S	4	3	1	1.0	6.0	0	1	0	1	0	0	0	0	
<b>TOTALS</b>		<b>2/1</b>	<b>3/2</b>	<b>12</b>	<b>8</b>	<b>4</b>	<b>1.0</b>	<b>6.0</b>	<b>0</b>	<b>2</b>	<b>0</b>	<b>2</b>	<b>0</b>	<b>0</b>	<b>0</b>	<b>0</b>	

**D.J. WONNUM'S NFL REGULAR SEASON DEFENSIVE STATISTICS**

DATE	TEAM	GP	GS	TACKLES							INTERCEPTIONS					O. FUMB			ST			MISC					
				TK	S	A	TFL	YDS	SK	YDS	QBH	NO	YDS	LG	TD	PD	FF	FR	TD	YDS	TK	S	A	FF	FR	S	A
2020	Vikings	14	2	24	16	8	5	40	3.0	16.0	9	0	0	0	1	1	0	0	0	0	0	0	0	0	0	0	0
2021	Vikings	17	14	47	29	18	7	63	8.0	77.0	15	0	0	0	4	1	0	0	0	0	0	0	0	0	0	0	0
2022	Vikings	16	1	34	23	11	5	21	4.0	28.0	10	0	0	0	0	1	0	0	0	4	4	0	0	0	0	0	0
2023	Vikings	15	14	60	32	28	7	52	8.0	54.5	15	0	0	0	6	0	1	1	51	2	1	1	0	0	0	0	0
<b>NFL TOTALS</b>		<b>62</b>	<b>31</b>	<b>165</b>	<b>100</b>	<b>65</b>	<b>24</b>	<b>176</b>	<b>23.0</b>	<b>175.5</b>	<b>49</b>	<b>0</b>	<b>0</b>	<b>0</b>	<b>11</b>	<b>3</b>	<b>1</b>	<b>1</b>	<b>51</b>	<b>6</b>	<b>5</b>	<b>1</b>	<b>0</b>	<b>0</b>	<b>0</b>	<b>0</b>	<b>0</b>

**D.J. WONNUM'S NFL POSTSEASON DEFENSIVE STATISTICS**

DATE	TEAM	GP	GS	TACKLES							INTERCEPTIONS					O. FUMB			ST			MISC					
				TK	S	A	TFL	YDS	SK	YDS	QBH	NO	YDS	LG	TD	PD	FF	FR	TD	YDS	TK	S	A	FF	FR	S	A
2022	Vikings	1	0	2	1	1	0	0	0.0	0.0	0	0	0	0	0	0	0	0	0	0	0	0	0	0	0	0	0
<b>NFL TOTALS</b>		<b>1</b>	<b>0</b>	<b>2</b>	<b>1</b>	<b>1</b>	<b>0</b>	<b>0</b>	<b>0.0</b>	<b>0.0</b>	<b>0</b>	<b>0</b>	<b>0</b>	<b>0</b>	<b>0</b>	<b>0</b>	<b>0</b>	<b>0</b>	<b>0</b>	<b>0</b>	<b>0</b>	<b>0</b>	<b>0</b>	<b>0</b>	<b>0</b>	<b>0</b>	<b>0</b>

## SINGLE-GAME HIGHS: DEFENSIVE

**Total Tackles** 8 at Chicago Bears, Dec 20, 2021  
**Solo Tackles** 7 at Chicago Bears, Dec 20, 2021  
**Sacks** 3.0 at Chicago Bears, Dec 20, 2021  
**Passes Defensed** 2 at Cincinnati Bengals, Dec 16, 2023  
 ...2 more at 2.

**Forced Fumbles** 1 at Chicago Bears, Dec 20, 2021  
 ...1 more at 1.

**Fumble Recoveries** 1 at Carolina Panthers, Oct 01, 2023  
**Tackles For Loss** 2 vs. Chicago Bears, Jan 09, 2022  
 ...1 more at 2.

**Special Teams Tackles** 1 vs. Kansas City Chiefs, Oct 08, 2023  
 ...5 more at 1.

## 2023 GAME-BY-GAME REGULAR-SEASON STATISTICS (VIKINGS)

DATE	OPPONENT	P/S	TACKLES								INTERCEPTIONS				O. FUMB			ST				MISC		SCORE				
			TK	S	A	SK	YDS	TFL	YDS	QBH	NO	YDS	LG	TD	PD	FF	FR	TD	YDS	TK	S	A	FF		FR	S	A	W/L
09/10	Buccaneers	S	3	0	3	0.0	0.0	0	0	0	0	0	0	0	0	0	0	0	1	0	1	0	0	0	0	0	L	17-20
09/14	at Eagles	S	4	1	3	0.0	0.0	0	0	0	0	0	0	0	0	0	0	0	0	0	0	0	0	0	0	0	L	28-34
09/24	Chargers	S	1	0	1	0.0	0.0	0	0	0	2	0	0	0	0	0	0	0	0	0	0	0	0	0	0	0	L	24-28
10/01	at Panthers	S	6	4	2	1.0	11.0	1	11	2	0	0	0	0	1	0	1	1	51	0	0	0	0	0	0	0	W	21-13
10/08	Chiefs	P	3	1	2	0.0	0.0	0	0	0	0	0	0	0	0	0	0	0	0	1	1	0	0	0	0	0	L	20-27
10/15	at Bears	S	4	3	1	1.0	7.0	1	7	1	0	0	0	0	1	0	0	0	0	0	0	0	0	0	0	0	W	19-13
10/23	49ers	S	4	2	2	0.0	0.0	1	3	1	0	0	0	0	0	0	0	0	0	0	0	0	0	0	0	0	W	22-17
10/29	at Packers	S	3	1	2	2.0	17.5	1	12	4	0	0	0	0	0	0	0	0	0	0	0	0	0	0	0	0	W	24-10
11/05	at Falcons	S	4	3	1	0.0	0.0	0	0	0	0	0	0	0	0	0	0	0	0	0	0	0	0	0	0	0	W	31-28
11/12	Saints	S	4	3	1	1.0	6.0	1	6	1	0	0	0	0	0	0	0	0	0	0	0	0	0	0	0	0	W	27-19
11/19	at Broncos	S	4	2	2	1.0	3.0	1	3	1	0	0	0	0	0	0	0	0	0	0	0	0	0	0	0	0	L	20-21
11/27	Bears	S	5	3	2	0.0	0.0	0	0	0	0	0	0	0	2	0	0	0	0	0	0	0	0	0	0	0	L	10-12
12/10	at Raiders	S	5	3	2	1.0	10.0	1	10	1	0	0	0	0	0	0	0	0	0	0	0	0	0	0	0	0	W	3-0
12/16	at Bengals	S	6	4	2	1.0	0.0	0	0	2	0	0	0	0	2	0	0	0	0	0	0	0	0	0	0	0	L	24-27+
12/24	Lions	S	4	2	2	0.0	0.0	0	0	0	0	0	0	0	0	0	0	0	0	0	0	0	0	0	0	0	L	24-30
12/31	Packers										INJURED RESERVE																L	10-33
01/07	at Lions										INJURED RESERVE																L	20-30
<b>2023 TOTALS</b>			<b>15-14</b>	<b>60</b>	<b>32</b>	<b>28</b>	<b>8.0</b>	<b>54.5</b>	<b>7</b>	<b>52</b>	<b>15</b>	<b>0</b>	<b>0</b>	<b>0</b>	<b>6</b>	<b>0</b>	<b>1</b>	<b>1</b>	<b>51</b>	<b>2</b>	<b>1</b>	<b>1</b>	<b>0</b>	<b>0</b>	<b>0</b>	<b>0</b>	<b>0</b>	<b>7-10</b>
+- Overtime																												



**XAVIER WOODS**  
5'11" // 200

LOUISIANA TECH  
WEST MONROE, LA.

**25**

**S**

EXPERIENCE (YEARS)

NFL

PANTHERS

**8**

**3**

BIRTHDATE

**7.26.95**

ACQUIRED

**UFA-22 MIN**

**PRO CAREER**

- 2023: Started in 14 games with the Panthers, recording 61 tackles (39 solo) seven passes defended, two interceptions, four tackles for loss, and one fumble recovery...Recorded his second interception of the season and the 10th of his career after picking off Desmond Ridder in the fourth quarter in Week 16 vs. Atlanta (12/17/24)...His red zone interception at Carolina's 5-yard line set up the game-winning drive.
- 2022: Played and started in 15 games with the Panthers...Compiled 86 total tackles and six passes defended...Tied a career-high in Week Two against the New York Giants after recording 11 total tackles...One of 14 players with 400+ tackles, five+ interceptions and five+ forced fumbles since entering the league (2017).
- 2021: Started all 17 games with Minnesota at safety, tallying a career-best three interceptions and 10 pass deflections...Recorded 108 tackles.
- 2020: Started all 15 games he played at Dallas, notching 72 tackles, including two tackles for loss.
- 2019: Started all 15 games he played for the Cowboys and tallied 77 total tackles...Recorded five passes defended, two interceptions and two forced fumbles.
- 2018: Started and played in 14 games for the Cowboys...Tallied 56 total tackles, nine passes defended and two interceptions.
- 2017: Appeared in 16 games for Dallas as a rookie (four starts)...Racked up 42 total tackles, an interception and three passes defended.

**TRANSACTIONS**

- Drafted by Dallas in the sixth round (191st overall) of 2017 NFL Draft...Signed with Minnesota (3/30/21)...Signed with Carolina (3/17/22).

**COLLEGE & PERSONAL**

- Played four seasons at Louisiana Tech from 2013-16...Named an All-Conference USA selection three times (2014-16)...Finished third in school history with 14 career interceptions to go with a school-best 325 interception return yards...As a senior in 2016, started in all 14 games and recorded the second-most tackles on the team (89) along with 6.5 tackles for loss...Registered a team-high five interceptions as well as 3.0 sacks and six passes defended...In 2015, registered 56 total tackles, including 7.5 tackles for loss...Hauled in three interceptions...As a sophomore, set a school record with 230 interception return yards on a team-high six interceptions (two for touchdowns)...Ranked second on the team with 71 total tackles...As a freshman, played in all 12 games (10 starts), recording 61 total tackles...A native of West Monroe, La...Attended West Monroe High School.

**XAVIER WOODS' NFL REGULAR SEASON DEFENSIVE STATISTICS**

DATE	TEAM	GP	GS	TACKLES							INTERCEPTIONS					O. FUMB			ST			MISC					
				TK	S	A	TFL	YDS	SK	YDS	QBH	NO	YDS	LG	TD	PD	FF	FR	TD	YDS	TK	S	A	FF	FR	S	A
2017	Cowboys	16	4	40	31	9	1	2	0.0	0.0	4	1	7	7	0	3	0	0	0	6	2	2	0	0	1	0	0
2018	Cowboys	14	14	56	39	17	0	0	0.0	0.0	0	2	15	15	0	9	1	0	0	0	0	0	0	0	0	0	0
2019	Cowboys	15	15	75	51	24	1	3	0.0	0.0	0	2	38	29	0	5	2	1	0	9	2	1	1	0	0	0	0
2020	Cowboys	15	15	72	48	24	2	0	0.0	0.0	1	0	0	0	0	1	0	0	0	0	0	0	0	0	0	0	0
2021	Vikings	17	17	107	71	36	1	1	1.0	3.0	1	3	54	27	0	10	2	0	0	0	1	1	0	0	0	0	0
2022	Panthers	15	15	86	53	33	0	0	0.0	0.0	1	0	0	0	0	6	0	2	0	30	0	0	0	0	0	0	0
2023	Panthers	14	14	61	39	22	4	7	0.0	0.0	0	2	-1	2	0	7	0	1	0	5	0	0	0	0	0	0	0
<b>NFL TOTALS</b>		<b>106</b>	<b>94</b>	<b>497</b>	<b>332</b>	<b>165</b>	<b>9</b>	<b>13</b>	<b>1.0</b>	<b>3.0</b>	<b>7</b>	<b>10</b>	<b>113</b>	<b>29</b>	<b>0</b>	<b>41</b>	<b>5</b>	<b>4</b>	<b>0</b>	<b>50</b>	<b>5</b>	<b>4</b>	<b>1</b>	<b>0</b>	<b>1</b>	<b>0</b>	<b>0</b>

**XAVIER WOODS' NFL POSTSEASON DEFENSIVE STATISTICS**

DATE	TEAM	GP	GS	TACKLES							INTERCEPTIONS					O. FUMB			ST			MISC					
				TK	S	A	TFL	YDS	SK	YDS	QBH	NO	YDS	LG	TD	PD	FF	FR	TD	YDS	TK	S	A	FF	FR	S	A
2018	Cowboys	2	2	10	7	3	0	0	0.0	0.0	0	0	0	0	0	0	0	0	0	0	0	0	0	0	0	0	0
<b>NFL TOTALS</b>		<b>2</b>	<b>2</b>	<b>10</b>	<b>7</b>	<b>3</b>	<b>0</b>	<b>0</b>	<b>0.0</b>	<b>0.0</b>	<b>0</b>	<b>0</b>	<b>0</b>	<b>0</b>	<b>0</b>	<b>0</b>	<b>0</b>	<b>0</b>	<b>0</b>	<b>0</b>	<b>0</b>	<b>0</b>	<b>0</b>	<b>0</b>	<b>0</b>	<b>0</b>	<b>0</b>

### SINGLE-GAME HIGHS: DEFENSIVE

**Total Tackles** 12 vs. New York Giants, Sep 08, 2019  
**Solo Tackles** 10 vs. New York Giants, Sep 08, 2019  
**Sacks** 1.0 vs. Dallas Cowboys, Oct 31, 2021  
**Passes Defensed** 3 vs. Washington Redskins, Nov 22, 2018  
 ...1 more at 3.  
**Forced Fumbles** 1 vs. Dallas Cowboys, Oct 31, 2021  
 ...4 more at 1.  
**Fumble Recoveries** 1 vs. Houston Texans, Oct 29, 2023  
 ...4 more at 1.

**Tackles For Loss** 2 vs. Atlanta Falcons, Dec 17, 2023  
**Interceptions** 1 vs. Atlanta Falcons, Dec 17, 2023  
 ...9 more at 1.  
**Interception Return Yards** 29 at New York Giants, Nov 04, 2019  
**Special Teams Tackles** 1 vs. Pittsburgh Steelers, Dec 09, 2021  
 ...4 more at 1.  
**Special Teams Fumble Recoveries** 1 at San Francisco 49ers, Oct 22, 2017  
**Longest Opp Fumble Return** 30 at New Orleans Saints, Jan 08, 2023

### SINGLE-GAME HIGHS - POSTSEASON: DEFENSIVE

**Total Tackles** 9 at Los Angeles Rams, Jan 12, 2019  
 2 vs. Seattle Seahawks, Jan 05, 2019

**Solo Tackles** 4 at Los Angeles Rams, Jan 12, 2019  
 2 vs. Seattle Seahawks, Jan 05, 2019

### 2023 GAME-BY-GAME REGULAR-SEASON STATISTICS (PANTHERS)

DATE	OPPONENT	P/S	TACKLES							INTERCEPTIONS				O. FUMB			ST			MISC		SCORE						
			TK	S	A	SK	YDS	TFL	YDS	QBH	NO	YDS	LG	TD	PD	FF	FR	TD	YDS	TK	S		A	FF	FR	S	A	W/L
09/10	at Falcons	S	2	1	1	0.0	0.0	0	0	0	0	0	0	0	0	0	0	0	0	0	0	0	0	0	0	0	L	10-24
09/18	Saints	S	8	4	4	0.0	0.0	0	0	0	0	0	0	2	0	0	0	0	0	0	0	0	0	0	0	0	L	17-20
09/24	at Seahawks	S	1	1	0	0.0	0.0	0	0	0	0	0	0	0	0	0	0	0	0	0	0	0	0	0	0	L	27-37	
10/01	Vikings		ON INACTIVE LIST																				L	13-21				
10/08	at Lions		ON INACTIVE LIST																				L	24-42				
10/15	at Dolphins		ON INACTIVE LIST																				L	21-42				
10/29	Texans	S	8	6	2	0.0	0.0	0	0	0	0	0	0	0	0	1	0	5	0	0	0	0	0	0	0	W	15-13	
11/05	Colts	S	5	1	4	0.0	0.0	0	0	0	0	0	0	0	0	0	0	0	0	0	0	0	0	0	0	0	L	13-27
11/09	at Bears	S	5	4	1	0.0	0.0	0	0	0	0	0	0	0	0	0	0	0	0	0	0	0	0	0	0	L	13-16	
11/19	Cowboys	S	5	1	4	0.0	0.0	0	0	0	0	0	0	0	0	0	0	0	0	0	0	0	0	0	0	L	10-33	
11/26	at Titans	S	2	2	0	0.0	0.0	0	0	0	0	0	1	0	0	0	0	0	0	0	0	0	0	0	0	L	10-17	
12/03	at Buccaneers	S	3	1	2	0.0	0.0	0	0	0	0	1	-3	-3	0	1	0	0	0	0	0	0	0	0	0	L	18-21	
12/10	at Saints	S	6	5	1	0.0	0.0	0	0	0	0	0	0	1	0	0	0	0	0	0	0	0	0	0	0	L	6-28	
12/17	Falcons	S	3	2	1	0.0	0.0	2	4	0	1	2	2	0	1	0	0	0	0	0	0	0	0	0	0	W	9-7	
12/24	Packers	S	6	4	2	0.0	0.0	1	0	0	0	0	0	0	0	0	0	0	0	0	0	0	0	0	0	L	30-33	
12/31	at Jaguars	S	4	4	0	0.0	0.0	0	0	0	0	0	0	0	0	0	0	0	0	0	0	0	0	0	0	L	0-26	
01/07	Buccaneers	S	3	3	0	0.0	0.0	1	3	0	0	0	0	0	1	0	0	0	0	0	0	0	0	0	0	L	0-9	
<b>2023 TOTALS</b>			<b>14-14</b>	<b>61</b>	<b>39</b>	<b>22</b>	<b>0.0</b>	<b>0.0</b>	<b>4</b>	<b>7</b>	<b>0</b>	<b>2</b>	<b>-1</b>	<b>2</b>	<b>0</b>	<b>7</b>	<b>0</b>	<b>1</b>	<b>0</b>	<b>5</b>	<b>0</b>	<b>0</b>	<b>0</b>	<b>0</b>	<b>0</b>	<b>0</b>	<b>2-15</b>	



**CHANDLER WOOTEN**  
6'3" // 232  
AUBURN  
ACWORTH, GA.

**57**  
**LB**

EXPERIENCE (YEARS)  
NFL: 3, Panthers: 3

BIRTHDATE: 4.25.99

ACQUIRED: FA-22

### PRO CAREER

- **2023:** Appeared in eight games with the Carolina Panthers, primarily on special teams and recorded two special teams tackles...In Week 5, saw additional action on the defensive side of the ball and totaled a career-high four tackles...Placed on injured reserve on 11/5/23 (ankle).
- **2022:** After beginning the season on the Cardinals practice squad, saw action in nine games with the Carolina Panthers ...Recorded one forced fumble in Week 9 against Cincinnati.

### TRANSACTIONS

- Signed by the Arizona Cardinals as an undrafted free agent (5/13/22)...Released by the Cardinals (8/30/22)...Signed to the Cardinals' practice squad (8/31/22)...Signed to Carolina Panthers active roster (10/18/22)...Signed to Carolina's practice squad (8/31/23)...Signed to Carolina's active roster (9/8/23)...Placed on injured reserve (11/7/23)...Waived by Panthers (8/27/24)...Signed to Panthers practice squad (8/28/24).

### COLLEGE & PERSONAL

- Played in 43 career games and recorded 140 tackles (80 solo), 9.5 tackles for loss, two interceptions, five passes defended and a fumble recovery at Auburn ... Opted out of the 2020 season due to COVID-19 concerns ... As a senior in 2021, was named a team captain and appeared in 13 games, finishing tied for the team lead in tackles (95) while adding five tackles for loss, an interception and four passes defended ... Member of the SEC academic honor roll ... As a junior in 2019, appeared in 13 games and finished with 27 tackles, 4.5 tackles for loss and an interception ... Saw action in nine games as a reserve linebacker and totaled 10 tackles as a sophomore in 2018 ... Played in eight games as a true freshman in 2017 and finished the year with eight tackles...A native of Acworth, Ga... Attended North Cobb High School.

### CHANDLER WOOTEN'S NFL REGULAR SEASON DEFENSIVE STATISTICS

DATE	TEAM	GP	GS	TACKLES							INTERCEPTIONS					O. FUMB			ST				MISC					
				TK	S	A	TFL	YDS	SK	YDS	QBH	NO	YDS	LG	TD	PD	FF	FR	TD	YDS	TK	S	A	FF	FR	S	A	
2022	Cardinals	0	0	0	0	0	0	0	0	0.0	0.0	0	0	0	0	0	0	0	0	0	0	0	0	0	0	0	0	0
2022	Panthers	9	0	0	0	0	0	0	0	0.0	0.0	0	0	0	0	0	0	0	0	0	0	0	0	0	0	0	0	0
2022	TOTAL	9	0	0	0	0	0	0	0	0.0	0.0	0	0	0	0	0	0	0	0	0	0	0	0	0	0	0	0	0
2023	Panthers	8	0	5	0	5	0	0	0.0	0.0	0	0	0	0	0	0	0	0	0	0	0	0	0	0	0	0	0	0
<b>NFL TOTALS</b>		<b>17</b>	<b>0</b>	<b>5</b>	<b>0</b>	<b>5</b>	<b>0</b>	<b>0</b>	<b>0.0</b>	<b>0.0</b>	<b>0</b>	<b>0</b>	<b>0</b>	<b>0</b>	<b>0</b>	<b>0</b>	<b>0</b>	<b>0</b>	<b>0</b>	<b>0</b>	<b>0</b>	<b>0</b>	<b>0</b>	<b>0</b>	<b>0</b>	<b>0</b>	<b>0</b>	<b>0</b>

### SINGLE-GAME HIGHS: DEFENSIVE

**Total Tackles** 4 at Detroit Lions, Oct 08, 2023  
**Special Teams Tackles** 2 at Seattle Seahawks, Sep 24, 2023

**Special Teams Forced Fumbles** 1 at Cincinnati Bengals, Nov 06, 2022

**2023 GAME-BY-GAME REGULAR-SEASON STATISTICS (PANTHERS)**

DATE	OPPONENT	P/S	TACKLES							INTERCEPTIONS					O. FUMB			ST			MISC			SCORE						
			TK	S	A	SK	YDS	TFL	YDS	QBH	NO	YDS	LG	TD	PD	FF	FR	TD	YDS	TK	S	A	FF		FR	S	A	W/L/T		
09/10	at Falcons	P	0	0	0	0.0	0.0	0	0	0	0	0	0	0	0	0	0	0	0	0	0	0	0	0	0	L	10-24			
09/18	Saints	P	0	0	0	0.0	0.0	0	0	0	0	0	0	0	0	0	0	0	0	0	0	0	0	0	0	L	17-20			
09/24	at Seahawks	P	0	0	0	0.0	0.0	0	0	0	0	0	0	0	0	0	0	0	2	1	1	0	0	0	0	L	27-37			
10/01	Vikings	P	1	0	1	0.0	0.0	0	0	0	0	0	0	0	0	0	0	0	0	0	0	0	0	0	0	L	13-21			
10/08	at Lions	P	4	0	4	0.0	0.0	0	0	0	0	0	0	0	0	0	0	0	0	0	0	0	0	0	0	L	24-42			
10/15	at Dolphins	P	0	0	0	0.0	0.0	0	0	0	0	0	0	0	0	0	0	0	0	0	0	0	0	0	0	L	21-42			
10/29	Texans	P	0	0	0	0.0	0.0	0	0	0	0	0	0	0	0	0	0	0	0	0	0	0	0	0	0	W	15-13			
11/05	Colts	P	0	0	0	0.0	0.0	0	0	0	0	0	0	0	0	0	0	0	1	1	0	0	1	0	0	L	13-27			
11/09	at Bears		INJURED RESERVE																				L	13-16						
11/19	Cowboys		INJURED RESERVE																				L	10-33						
11/26	at Titans		INJURED RESERVE																				L	10-17						
12/03	at Buccaneers		INJURED RESERVE																				L	18-21						
12/10	at Saints		INJURED RESERVE																				L	6-28						
12/17	Falcons		INJURED RESERVE																				W	9-7						
12/24	Packers		INJURED RESERVE																				L	30-33						
12/31	at Jaguars		INJURED RESERVE																				L	0-26						
01/07	Buccaneers		INJURED RESERVE																				L	0-9						
<b>2023 TOTALS</b>			<b>8-0</b>	<b>5</b>	<b>0</b>	<b>5</b>	<b>0.0</b>	<b>0.0</b>	<b>0</b>	<b>0</b>	<b>0</b>	<b>0</b>	<b>0</b>	<b>0</b>	<b>0</b>	<b>0</b>	<b>0</b>	<b>0</b>	<b>0</b>	<b>0</b>	<b>0</b>	<b>0</b>	<b>3</b>	<b>2</b>	<b>1</b>	<b>0</b>	<b>1</b>	<b>0</b>	<b>0</b>	<b>2-15</b>

**CHANDLER ZAVALA**  
6'5" // 325  
NORTH CAROLINA STATE  
BOYNTON BEACH, FLA.

**62**  
**G**

EXPERIENCE (YEARS)		BIRTHDATE	ACQUIRED
NFL	PANTHERS	4.2.99	04-23
2	2		

### PRO CAREER

2023: Appeared in 10 games with seven starts as a rookie... Finished the season on injured reserve (11/26/23).

### TRANSACTIONS

Selected by Carolina in the fourth round (114th overall) of the 2023 NFL Draft...Placed on injured reserve (11/29).

### COLLEGE & PERSONAL

Played his last two seasons at NC State (2021-22), after playing three seasons at Fairmont State (2017-19)...During his senior season, he was named first-team All-ACC and Academic All-ACC after starting in all 12 games...As a junior, missed the last seven games of the season due to a back injury, but in the five games that he played in, the Wolfpack averaged 172 rushing yards per game...Two-year starter at left guard at Fairmont State, where he played in 23 games and started 20 (2017-19)...A native of Boynton Beach, Fla...Attended Forest Park High School...His father, Demetrio Zavala, is a chef who is a two-time Chopped champion.

### CHANDLER ZAVALA'S NFL REGULAR SEASON STATISTICS

DATE	TEAM	GP	GS
2023	Panthers	10	7
<b>NFL TOTALS</b>		<b>10</b>	<b>7</b>

### 2023 GAME-BY-GAME REGULAR-SEASON STATISTICS (PANTHERS)

DATE	OPPONENT	P/S	W/L	SCORE
09/10	at Falcons	S	L	10-24
09/18	Saints	S	L	17-20
09/24	at Seahawks	S	L	27-37
10/01	Vikings	S	L	13-21
10/08	at Lions	S	L	24-42
10/15	at Dolphins		L	21-42
10/29	Texans	P	W	15-13
11/05	Colts	P	L	13-27
11/09	at Bears	P	L	13-16
11/19	Cowboys	S	L	10-33
11/26	at Titans	S	L	10-17
12/03	at Buccaneers		L	18-21
12/10	at Saints		L	6-28
12/17	Falcons		W	9-7
12/24	Packers		L	30-33
12/31	at Jaguars		L	0-26
01/07	Buccaneers		L	0-9
<b>2023 TOTALS</b>		<b>10-7</b>	<b>2-15</b>	



**JAYDEN  
PEEVY**

**6'5" // 308**

**TEXAS A&M  
BELLAIRE, TEXAS**

**78**

**DT**

EXPERIENCE (YEARS)

NFL

PANTHERS

1

1

BIRTHDATE

9.3.99

ACQUIRED

FA-24

PRO CAREER

- 2023: Played in one game for the Tennessee Titans.
- 2022: Appeared in one game for Tennessee.

TRANSACTIONS

- Signed by the Tennessee Titans as an undrafted free agent (5/13/22)...Waived by Tennessee (8/30/22)...Signed to the Titans practice squad (8/31/22)...Re-signed by Tennessee (1/10/23)...Waived by the Titans (9/19/23)...Signed to Tennessee's practice squad (9/21/23)...Released from Titans practice squad (10/9/23)...Signed to the Carolina Panthers practice squad (10/10/23)...Signed to Cleveland Browns (1/16/24)...Released by Browns (6/7/24)...Signed by Panthers (8/10/24)...Waived by Panthers (8/27/24)...Signed to Panthers practice squad (8/29/24)...Signed to Panthers active roster (9/7/24).

COLLEGE & PERSONAL

- Played five seasons at Texas A&M from 2017-2021, appearing in 58 games (24 starts)...In his career, tallied 137 tackles (49 solo), 20 tackles for loss, 7.5 sacks, eight passes defended, one interception, one forced fumble and one fumble recovery...In 2021, started 11 games tallying 43 tackles (17 solo), seven tackles for loss, 2.0 sacks, four passes defended, one interception and one forced fumble...In 2020, started in all 10 games totaling 34 tackles (13 solo), five tackles for loss, 1.0 sack, one fumble recovery and one pass defended...In 2019, appeared in 12 games (three starts) compiling 34 tackles (12 solo), five tackles for loss, 2.5 sacks, and one pass defended...In 2018, played in all 13 games tallying nine tackles (three solo), two tackles for loss, 1.0 sack and one pass defended...In 2017, appeared in four games totaling 17 tackles (four solo), 1.0 sack, one tackle for loss and one pass defended...A native of Bellaire, Texas...Attended Bellaire High School.

JAYDEN PEEVY'S NFL REGULAR SEASON DEFENSIVE STATISTICS

DATE	TEAM	GP	GS	TACKLES							INTERCEPTIONS					O. FUMB			ST			MISC					
				TK	S	A	TFL	YDS	SK	YDS	QBH	NO	YDS	LG	TD	PD	FF	FR	TD	YDS	TK	S	A	FF	FR	S	A
2022	Titans	1	0	0	0	0	0	0	0.0	0.0	0	0	0	0	0	0	0	0	0	0	0	0	0	0	0	0	0
2023	Titans	1	0	0	0	0	0	0	0.0	0.0	0	0	0	0	0	0	0	0	0	0	0	0	0	0	0	0	0
2023	Panthers	0	0	0	0	0	0	0	0.0	0.0	0	0	0	0	0	0	0	0	0	0	0	0	0	0	0	0	0
2023	TOTAL	1	0	0	0	0	0	0	0.0	0.0	0	0	0	0	0	0	0	0	0	0	0	0	0	0	0	0	0
NFL TOTALS		2	0	0	0	0	0	0	0.0	0.0	0	0	0	0	0	0	0	0	0	0	0	0	0	0	0	0	0

**2023 GAME-BY-GAME REGULAR-SEASON STATISTICS (TITANS/PANTHERS)**

DATE	OPPONENT	P/S	TACKLES							INTERCEPTIONS					O. FUMB			ST			MISC			SCORE				
			TK	S	A	SK	YDS	TFL	YDS	QBH	NO	YDS	LG	TD	PD	FF	FR	TD	YDS	TK	S	A	FF		FR	S	A	W/L
09/10	at Saints		ON INACTIVE LIST																				L	15-16				
09/17	Chargers	P	0	0	0	0.0	0.0	0	0	0	0	0	0	0	0	0	0	0	0	0	0	0	0	0	0	0	W	27-24+
09/24	at Browns		DID NOT PLAY																				L	3-27				
10/01	Bengals		PRACTICE SQUAD																				W	27-3				
10/08	at Colts		PRACTICE SQUAD																				L	16-23				
Went from <b>Titans</b> to <b>Panthers</b> .																												
10/15	at Dolphins		PRACTICE SQUAD																				L	21-42				
10/29	Texans		PRACTICE SQUAD																				W	15-13				
11/05	Colts		PRACTICE SQUAD																				L	13-27				
11/09	at Bears		PRACTICE SQUAD																				L	13-16				
11/19	Cowboys		PRACTICE SQUAD																				L	10-33				
11/26	at Titans		PRACTICE SQUAD																				L	10-17				
12/03	at Buccaneers		PRACTICE SQUAD																				L	18-21				
12/10	at Saints		PRACTICE SQUAD																				L	6-28				
12/17	Falcons		PRACTICE SQUAD																				W	9-7				
12/24	Packers		PRACTICE SQUAD																				L	30-33				
12/31	at Jaguars		PRACTICE SQUAD																				L	0-26				
01/07	Buccaneers		PRACTICE SQUAD																				L	0-9				
<b>2023 TOTALS</b>		<b>1-0</b>	<b>0</b>	<b>0</b>	<b>0</b>	<b>0.0</b>	<b>0.0</b>	<b>0</b>	<b>0</b>	<b>0</b>	<b>0</b>	<b>0</b>	<b>0</b>	<b>0</b>	<b>0</b>	<b>0</b>	<b>0</b>	<b>0</b>	<b>0</b>	<b>0</b>	<b>0</b>	<b>0</b>	<b>0</b>	<b>0</b>	<b>0</b>	<b>0</b>	<b>0</b>	<b>4-13</b>

+ - Overtime

# ROOKIES



**BRUCE YOUNG**  
5'10" // 204  
ALABAMA  
PASADENA, CALIF.

**9**  
**QB**

EXPERIENCE (YEARS)

NFL	PANTHERS	BIRTHDATE	ACQUIRED
2	2	7.25.01	D1-23

### PRO CAREER

➤ **2023:** Started 16 games, completing 315 of 527 passes (59.8%) for 2,877 yards, 11 touchdowns, and 10 interceptions...Ran for 253 yards on 39 carries...Against the Houston Texans in Week Eight (10/29), Young completed 22 passes, extending his streak of completing 20-or-more passes to six games to start his career...Joins Chargers QB Justin Herbert (2020) and Cardinals QB Kyler Murray (2019) as the only rookie quarterbacks in NFL history to record at least 20 completions in each of the first six career games...In Week Four against the Vikings (10/1/24), Young finished the game 25-for-32 for 204 yards...His 78.1% completion rate is the highest by a Panthers quarterback since Teddy Bridgewater went 22-28 (78.6%) against the Los Angeles Chargers in Week Three of the 2020 season...Completed 18 consecutive passes from the second quarter into the fourth quarter in Week Four, which set a new franchise record (previously Cam Newton, 16) and ranks second among rookie quarterbacks in the last 45 seasons (Mac Jones, 19).

### TRANSACTIONS

➤ Drafted by Carolina in the first round of 2023 NFL Draft (1st overall).

### COLLEGE & PERSONAL

➤ Spent three seasons (2020-22) at Alabama, appearing in 36 career games...Finished his career as the only quarterback in Alabama history to throw for 3,000-plus yards in two seasons (2021, 2022)...Finished second in program history for career passing yards (8,356) and passing touchdowns (80)...As a junior, finished the season with 3,328 passing yards and 32 touchdowns...Also ran for 185 yards and four touchdowns...Earned second team All-American and second team All-SEC honors...As a sophomore, set the Alabama single-season marks for passing yards (4,872) and touchdowns (47)...A consensus first team All-American, won the Heisman Trophy while also claiming the Maxwell, Davey O'Brien and Manning awards...Garnered SEC Offensive Player of the Year honors...As a freshman, saw action in nine games finishing the season 13-of-22 for 156 yards and a touchdown...A native of Pasadena, Calif...Attended Mater Dei High School.

### BRUCE YOUNG'S NFL REGULAR SEASON PASSING STATISTICS

DATE	TEAM	GP	GS	ATT.	CMP.	PCT.	YDS	AVG.	TD	INT.	LG	SK	LST	RATE
2023	Panthers	16	16	527	315	59.8	2,877	5.5	11	10	48	62	477	73.7
<b>TOTALS</b>		<b>16</b>	<b>16</b>	<b>527</b>	<b>315</b>	<b>59.8</b>	<b>2,877</b>	<b>5.5</b>	<b>11</b>	<b>10</b>	<b>48</b>	<b>62</b>	<b>477</b>	<b>73.7</b>

### BRUCE YOUNG'S NFL REGULAR SEASON RUSHING STATISTICS

DATE	TEAM	NO.	YDS.	AVG.	LG	TD
2023	Panthers	39	253	6.5	26	0
<b>TOTALS</b>		<b>39</b>	<b>253</b>	<b>6.5</b>	<b>26</b>	<b>0</b>

### BRUCE YOUNG'S NFL REGULAR SEASON PASSING/RUSHING STATISTICS

DATE	TEAM	GP	GS	ATT.	CMP.	PCT.	PASSING							RUSHING					
							YDS	AVG.	TD	INT.	LG	SK	LST	RATE	NO.	YDS.	AVG.	LG	TD
2023	Panthers	16	16	527	315	59.8	2,877	5.5	11	10	48	62	477	73.7	39	253	6.5	26	0
<b>TOTALS</b>		<b>16</b>	<b>16</b>	<b>527</b>	<b>315</b>	<b>59.8</b>	<b>2,877</b>	<b>5.5</b>	<b>11</b>	<b>10</b>	<b>48</b>	<b>62</b>	<b>477</b>	<b>73.7</b>	<b>39</b>	<b>253</b>	<b>6.5</b>	<b>26</b>	<b>0</b>

### SINGLE-GAME HIGHS: QUARTERBACK

**Pass Attempts** 41 at Detroit Lions, Oct 08, 2023  
**Pass Completions** 25 at Detroit Lions, Oct 08, 2023  
 ...1 more at 25.  
**Yards Passing** 312 vs. Green Bay Packers, Dec 24, 2023  
**TD Passes** 3 at Detroit Lions, Oct 08, 2023  
**Long Passes** 48 vs. Indianapolis Colts, Nov 05, 2023

**Completion Percentage** 78.1 vs. Minnesota Vikings, Oct 01, 2023  
**Pass Rating** 110.0 vs. Green Bay Packers, Dec 24, 2023  
**Rush Attempts** 5 vs. Indianapolis Colts, Nov 05, 2023  
**Rushing Yards** 41 vs. Indianapolis Colts, Nov 05, 2023  
**Longest Runs** 26 vs. New Orleans Saints, Sep 18, 2023

### 300-YARD PASSING GAMES (1): REGULAR SEASON

DATE	TEAM	NO.	YDS.	AVG.	LG	TD
12/24/23	PACKERS	23	312	13.6	30	2

## 2023 GAME-BY-GAME REGULAR-SEASON STATISTICS (PANTHERS)

DATE	OPPONENT	P/S	PASSING											RUSHING					SCORE
			ATT	CMP	YDS	PCT	Y/A	Y/C	TD	INT	LG	SK/YD	RATE	ATT	YDS	LG	TD	W/L	
09/10	at Falcons	S	38	20	146	52.6	3.8	7.3	1	2	14	2/19	48.8	3	17	16	0	L	10-24
09/18	Saints	S	33	22	153	66.7	4.6	7.0	1	0	22	4/14	87.1	2	34	26	0	L	17-20
09/24	at Seahawks		ON INACTIVE LIST															L	27-37
10/01	Vikings	S	32	25	204	78.1	6.4	8.2	0	0	22	5/55	93.2	2	10	6	0	L	13-21
10/08	at Lions	S	41	25	247	61.0	6.0	9.9	3	2	30	1/4	82.1	1	4	4	0	L	24-42
10/15	at Dolphins	S	38	23	217	60.5	5.7	9.4	1	0	27	4/36	85.1	0	0	0	0	L	21-42
10/29	Texans	S	31	22	235	71.0	7.6	10.7	1	0	40	6/55	103.6	4	11	7	0	W	15-13
11/05	Colts	S	39	24	173	61.5	4.4	7.2	1	3	48	4/36	48.3	5	41	13	0	L	13-27
11/09	at Bears	S	38	21	185	55.3	4.9	8.8	0	0	45	3/15	68.4	3	18	8	0	L	13-16
11/19	Cowboys	S	29	16	123	55.2	4.2	7.7	1	1	20	7/46	62.9	2	3	4	0	L	10-33
11/26	at Titans	S	31	18	194	58.1	6.3	10.8	0	0	25	4/32	76.5	3	23	11	0	L	10-17
12/03	at Buccaneers	S	31	15	178	48.4	5.7	11.9	0	1	31	4/29	52.9	0	0	0	0	L	18-21
12/10	at Saints	S	36	13	137	36.1	3.8	10.5	0	0	32	4/38	48.0	3	40	21	0	L	6-28
12/17	Falcons	S	24	18	167	75.0	7.0	9.3	0	0	20	3/13	93.6	4	9	12	0	W	9-7
12/24	Packers	S	36	23	312	63.9	8.7	13.6	2	0	30	2/14	110.0	4	17	9	0	L	30-33
12/31	at Jaguars	S	32	19	112	59.4	3.5	5.9	0	1	18	6/45	53.1	1	2	2	0	L	0-26
01/07	Buccaneers	S	18	11	94	61.1	5.2	8.5	0	0	42	3/26	74.8	2	24	20	0	L	0-9
<b>2023 TOTALS</b>		<b>16-16</b>	<b>527</b>	<b>315</b>	<b>2,877</b>	<b>59.8</b>	<b>5.5</b>	<b>9.1</b>	<b>11</b>	<b>10</b>	<b>48</b>	<b>62/477</b>	<b>73.7</b>	<b>39</b>	<b>253</b>	<b>26</b>	<b>0</b>	<b>2-15</b>	



XAVIER  
LEGETTE

6'3" // 227

SOUTH CAROLINA  
MULLINS, S.C.

17

WR

EXPERIENCE (YEARS)		BIRTHDATE	ACQUIRED
NFL	PANTHERS	1.29.01	D1-24
R	R		

## TRANSACTIONS

- Drafted by the Carolina Panthers in the first round (32nd overall) of the 2024 NFL Draft (4/25/24).

## COLLEGE & PERSONAL

- Played in 53 career games over a five-year career (2019-2023) with 32 starts...Logged 113 career receptions for 1,678 yards and 12 receiving touchdowns...His 113 career receptions rank 15th in school history...Averaged 26.4 yards on 29 career kickoff returns...In 2023, was named Second-Team All-SEC by The Associated Press and the league's coaches after leading the team with 71 receptions for 1,255 yards and seven receiving touchdowns...His 1,255 receiving yards was the second-highest single-season mark in school history, while his 71 receptions tied for fifth...Ranked second in the SEC and eighth in the country after averaging 104.6 receiving yards per game...Logged six 100-yard receiving games and recorded at least five receptions in 10 of 12 games...In 2022, played in all 13 games while making seven starts...Finished the season with 18 receptions for 167 yards and three touchdowns...Returned 15 kicks for 441 yards and a touchdown, averaging a school-record 29.4 yards per kick...Played in 11 games making four starts in 2021...Hauled in eight catches for 63 yards and a touchdown...Started the first six games in 2020 before injuries sidelined him for the final four games...Caught seven passes for 113 yards...As a freshman in 2019, played in 11 games and caught nine passes for 80 yards and a touchdown...A native of Mullins, S.C...Attended Mullins High School.





**TREVIN WALLACE**  
6'1" // 237  
KENTUCKY  
JESUP, GA.

**56 LB**

EXPERIENCE (YEARS)		BIRTHDATE	ACQUIRED
NFL	PANTHERS	2.22.03	D3-24
R	R		

### TRANSACTIONS

- Drafted by the Carolina Panthers in the third round (72nd overall) of the 2024 NFL Draft (4/26/24).

### COLLEGE & PERSONAL

- Saw action in 36 career games with 19 starts during his three seasons at Kentucky (2021-23)... Totaled 166 career tackles, 18.0 tackles for loss, 10.0 sacks, three interceptions and two forced fumbles as a Wildcat... Finished his junior season in 2023 ranked second on the team with 80 total tackles, 8.5 tackles for loss and 5.5 sacks... Ranked 13th in the SEC averaging 6.67 tackles per game... Had five career games with double-figure tackles, with four of those games coming in the 2023 season... Recorded a career-high-tying 12 tackles against Ball State... In 2022, saw action in 12 games with six starts... Totaled 54 tackles (fifth-most on team), 5.5 tackles for loss, 2.5 sacks and two interceptions... Earned All-SEC Freshman Team honors in 2021 after seeing action in 12 games with one start... Finished the season with 32 total tackles with four tackles for loss, 2.0 sacks, a forced fumble and a pass defended... Named SEC Freshman of the Week after charting a career-high 12 tackles, including two tackles for loss in his first collegiate start at outside linebacker at Mississippi State... A native of Jesup, Ga... Attended Wayne County High School.



**JA'TAVION SANDERS**  
6'4" // 243  
TEXAS  
DENTON, TEXAS

**0 TE**

EXPERIENCE (YEARS)		BIRTHDATE	ACQUIRED
NFL	PANTHERS	3.27.03	D4-24
R	R		

### TRANSACTIONS

- Drafted by the Carolina Panthers in the fourth round (101st overall) of the 2024 NFL Draft (4/27/24).

### COLLEGE & PERSONAL

- Appeared in 39 games with 27 starts for the Texas Longhorns in his three seasons (2021-23)... Left Texas ranked first all-time among tight ends in career receptions (99), second in receiving yards (1,295) and sixth in receiving touchdowns (seven)... In 2023 as a junior, named First-Team All-Big 12 and a John Mackey Award semifinalist after starting in all 14 games... Finished the season with 45 receptions for 682 yards and two touchdowns... Recorded three 100-yard receiving games and is the only Texas tight end in program history with multiple career 100-yard receiving games... His 45 receptions tied for the third-most in a season in program history... As a sophomore in 2022, earned First-Team All-Big 12 honors after starting in all 13 games and finishing the season with 54 receptions for 613 yards and five touchdowns... His 54 receptions on the season were the most for a tight end in program history... In 2021, played in all 12 games and appeared primarily on special teams... A native of Denton Texas... Attended Ryan HS.



**CHAU SMITH-WADE**  
5'11" // 176  
WASHINGTON STATE  
DENVER, COLO.

**26**  
**CB**

EXPERIENCE (YEARS)		BIRTHDATE	ACQUIRED
NFL	PANTHERS	9.17.02	05-24
R	R		

### TRANSACTIONS

- Drafted by the Carolina Panthers in the fifth round (157th overall) of the 2024 NFL Draft (4/27/24).

### COLLEGE & PERSONAL

- Appeared in 32 career games (19 starts) during his time at Washington State (2020-23)...Finished his career with 102 total tackles, six tackles for loss, three forced fumbles, 18 passes defended and three interceptions...Started in the first seven games of 2023 before missing the final five due to injury...Posted 35 total tackles, two tackles for loss and six passes defended...Recorded a season-high seven tackles on two occasions: in the season opener at Colorado State and in a home win over Oregon State...In 2022, named All-Pac 12 Conference Honorable Mention after recording 43 total tackles with two tackles for loss, three forced fumbles and one fumble recovery...Tallied eight passes defended and two interceptions...In 2021, appeared in 11 games on the season with one start...Totaled 16 tackles, one interception and three passes defended...Appeared in two games during the 2020 season, recording eight tackles, including one tackle for loss and one pass defended...A native of Denver, Colo...Attended Simeon Career Academy (Ill.).



**JADEN CRUMEDY**  
6'5" // 305  
MISSISSIPPI STATE  
HATTIESBURG, MISS.

**96**  
**DT**

EXPERIENCE (YEARS)		BIRTHDATE	ACQUIRED
NFL	PANTHERS	7.30.00	06-24
R	R		

### TRANSACTIONS

- Drafted by the Carolina Panthers in the sixth round (200th overall) of the 2024 NFL Draft (4/27/24).

### COLLEGE & PERSONAL

- Appeared in 53 career games while making 47 starts during his time at Mississippi State (2018-23)...Recorded 119 career tackles, including 16 tackles for loss and 8.5 sacks...Added five passes defended, one fumble recovery and one blocked field goal...Started in 12 games in 2023, recording a career-high 35 total tackles and 2.5 sacks...His 16 quarterback hurries on the year ranked fifth amongst all SEC defensive linemen...Appeared in five games with five starts in 2022, finishing the year with 15 total tackles, including five tackles for loss and 2.0 sacks...Recorded a season-high four tackles against Georgia...In 2021, started all 12 regular season games while tallying 20 tackles, including two tackles for loss and 1.0 sack...Started all 11 games in 2020, recording 31 tackles, 3.5 tackles for loss, 2.0 sacks and two passes defended...Appeared in 11 games with seven starts in 2019...Tallied 18 tackles, two tackles for loss and 1.0 sack...Played in two games as a true freshman in 2018...A native of Hattiesburg, Miss...Attended Oak Grove High School.



**SHEMAR**  
**BARTHOLOMEW**

**6'1" // 200**

**GEORGIA SOUTHERN**  
**HOUSTON, TX**

**27**

**CB**

EXPERIENCE (YEARS)

**NFL**

**PANTHERS**

**R**

**R**

BIRTHDATE

**6.6.00**

ACQUIRED

**WV-24 NYJ**

**TRANSACTIONS**

☛ Signed as an undrafted free agent by the New York Jets (5/3/24)...Released by New York (8/27/24)...Claimed by Panthers (8/28/24).

**COLLEGE & PERSONAL**

Played six years at the collegiate level, beginning at Northwestern State in 2018 prior to transferring to Georgia Southern in 2023...Appeared in 42 games (24 starts) in college, recording 10 interceptions, 27 passes defended, four forced fumbles, and 115 tackles...In first and only season at Georgia Southern (2023), appeared in 13 games (five starts), recording 38 tackles, 2.5 for loss, 14 passes defended, and an interception.

**SHEMAR BARTHOLOMEW'S COLLEGE DEFENSIVE STATISTICS**

DATE	TEAM	GP	GS	TACKLES								INTERCEPTIONS				O. FUMB				ST				MISC					
				TK	S	A	TFL	YDS	SK	YDS	QBH	NO	YDS	LG	TD	PD	FF	FR	TD	YDS	TK	S	A	FF	FR	S	A		
2018	Northwestern St.	7	3	15	10	5	1.0	1.0	1.0	1.0	0	2	19	19	0	3	0	0	0	0	0	0	0	0	0	0	0	0	0
2019	Northwestern St.	9	6	30	26	4	2.0	6.0	0.0	0.0	0	4	96	96	1	4	1	1	0	0	0	0	0	0	0	0	0	0	
2020	Northwestern St.	3	1	3	1	2	0.0	0.0	0.0	0.0	0	1	0	0	0	0	0	0	0	0	0	0	0	0	0	0	0	0	
2021	Northwestern St.	9	8	29	20	9	1.0	4.0	0.0	0.0	0	2	0	0	0	6	1	1	0	0	0	0	0	0	0	0	0	0	
2022	Northwestern St.	1	1	0	0	0	0.0	0.0	0.0	0.0	0	0	0	0	0	0	0	0	0	0	0	0	0	0	0	0	0	0	
2023	Ga. Southern	13	5	38	29	9	2.5	6.0	0.0	0.0	0	1	0	0	0	14	2	0	0	0	0	0	0	0	0	0	0	0	
<b>TOTALS</b>		<b>42</b>	<b>24</b>	<b>115</b>	<b>86</b>	<b>29</b>	<b>6.5</b>	<b>17.0</b>	<b>1.0</b>	<b>1.0</b>	<b>0</b>	<b>10</b>	<b>115</b>	<b>96</b>	<b>1</b>	<b>27</b>	<b>4</b>	<b>2</b>	<b>0</b>	<b>0</b>	<b>0</b>	<b>0</b>	<b>0</b>	<b>0</b>	<b>0</b>	<b>0</b>	<b>0</b>	<b>0</b>	

**COLLEGE 2023 GAME-BY-GAME STATISTICS (GA. SOUTHERN)**

DATE	OPPONENT	P/S	TACKLES								INTERCEPTIONS				O. FUMB				ST				MISC						
			TK	S	A	SK	YDS	TFL	YDS	QBH	NO	YDS	LG	TD	PD	FF	FR	TD	YDS	TK	S	A	FF	FR	S	A	W/L	SCORE	
09/02	The Citadel	P	1	1	0	0.0	0.0	0.0	0.0	0	0	0	0	0	2	0	0	0	0	0	0	0	0	0	0	0	0	W	34-0
09/09	UAB	P	2	2	0	0.0	0.0	0.0	0.0	0	0	0	0	0	0	0	0	0	0	0	0	0	0	0	0	0	0	W	49-35
09/16	at Wisconsin	P	0	0	0	0.0	0.0	0.0	0.0	0	0	0	0	0	0	0	0	0	0	0	0	0	0	0	0	0	L	14-35	
09/23	at Ball St.	P	2	2	0	0.0	0.0	0.0	0.0	0	1	0	0	0	0	0	0	0	0	0	0	0	0	0	0	0	W	40-3	
09/30	Coastal Carolina	P	1	1	0	0.0	0.0	0.0	0.0	0	0	0	0	0	1	0	0	0	0	0	0	0	0	0	0	0	W	38-28	
10/14	at James Madison	P	4	4	0	0.0	0.0	0.0	0.0	0	0	0	0	0	3	0	0	0	0	0	0	0	0	0	0	0	L	13-41	
10/21	ULM	P	0	0	0	0.0	0.0	0.0	0.0	0	0	0	0	0	1	0	0	0	0	0	0	0	0	0	0	0	W	38-28	
10/26	Georgia St.	P	0	0	0	0.0	0.0	0.0	0.0	0	0	0	0	0	1	0	0	0	0	0	0	0	0	0	0	0	W	44-27	
11/04	at Texas St.	S	6	2	4	0.0	0.0	1.0	2.0	0	0	0	0	0	1	0	0	0	0	0	0	0	0	0	0	0	L	24-45	
11/11	at Marshall	S	6	5	1	0.0	0.0	0.0	0.0	0	0	0	0	0	2	2	0	0	0	0	0	0	0	0	0	0	L	33-38	
11/18	Old Dominion	S	6	6	0	0.0	0.0	1.0	3.0	0	0	0	0	0	0	0	0	0	0	0	0	0	0	0	0	0	L	17-20	
11/25	at App State	S	3	3	0	0.0	0.0	0.0	0.0	0	0	0	0	0	2	0	0	0	0	0	0	0	0	0	0	0	L	27-55	
12/16	at Ohio	S	7	3	4	0.0	0.0	0.5	1.0	0	0	0	0	0	1	0	0	0	0	0	0	0	0	0	0	0	L	21-41	
<b>2023 TOTALS</b>			<b>13-5</b>	<b>38</b>	<b>29</b>	<b>9</b>	<b>0.0</b>	<b>0.0</b>	<b>2.5</b>	<b>6.0</b>	<b>0</b>	<b>1</b>	<b>0</b>	<b>0</b>	<b>0</b>	<b>14</b>	<b>2</b>	<b>0</b>	<b>0</b>	<b>0</b>	<b>0</b>	<b>0</b>	<b>0</b>	<b>0</b>	<b>0</b>	<b>0</b>	<b>6-7</b>		



**JALEN  
COKER**  
6'3" // 213  
HOLY CROSS  
STERLING, VA.

**18**  
**WR**


EXPERIENCE (YEARS)		BIRTHDATE	ACQUIRED
NFL	PANTHERS	10.30.01	UDFA-24
R	R		

### TRANSACTIONS

- Signed by the Carolina Panthers as an undrafted free agent (5/10/24)...Waived by the Panthers (8/27/24)...Signed to Panthers practice squad (8/29/24).

### COLLEGE & PERSONAL

- Played in 39 career games during his four seasons at Holy Cross (2020-23)...In his career, tallied 164 receptions for 2,715 yards (16.6 avg.) and 31 touchdowns...Ranks first in program history in career touchdown receptions (31) and receiving yards (2,715)...In 2023, earned The Associated Press FCS All-America First-Team and All-Patriot League First-Team honors after playing in 11 games, tallying 59 receptions for 1,040 yards (17.6 avg.) and 15 touchdowns...His 15 touchdown receptions set a single-season Holy Cross record and led the nation...Was the only wide receiver to be a finalist for the Walter Payton award...In 2022, was named to the All-Patriot League First-Team after appearing in 12 games, totaling 50 receptions for 912 yards (18.2 avg.) and 11 touchdowns...In 2021, played in 13 games, compiling 51 receptions for 691 yards (13.5 avg.) and four touchdowns...In 2020, appeared in three games, tallying four receptions for 72 yards (18.0 avg.) and one touchdown...A native of Sterling, Va....Attended Potomac Falls High School.



**KENNY  
DYSON**  
6'3" // 235  
BRYANT  
STAMFORD, CONN.

**55**  
**OLB**

EXPERIENCE (YEARS)		BIRTHDATE	ACQUIRED
NFL	PANTHERS	6.27.01	UDFA-24
R	R		

### TRANSACTIONS

- Signed by the Carolina Panthers as an undrafted free agent (5/10/24)...Waived by the Panthers (8/27/24)...Signed to Panthers practice squad (8/28/24).

### COLLEGE & PERSONAL

- Played in 47 career games during his five seasons at Bryant (2019-23)...In his career, tallied 111 tackles, 35 tackles for loss, 25.5 sacks, three forced fumbles and two interceptions...In 2023, played in 11 games, tallying 36 tackles, 10.5 tackles for loss, 9.0 sacks, two forced fumbles and one interception...Appeared in 11 games during the 2022 season, totaling 29 tackles, 11.5 tackles for loss, 8.5 sacks and a forced fumble...In 2021, earned All-NEC Second-Team honors after playing in 11 games, compiling 35 tackles, 12.0 tackles for loss, 7.0 sacks and one interception...In 2020, appeared in four games, tallying six tackles, 1.5 tackles for loss and 1.0 sack...Played in 10 games in 2019, tallying five tackles...A native of Stamford, Conn....Attended King School.



**DILLON JOHNSON**  
6'0" // 215  
WASHINGTON  
GREENVILLE, MS

**35**  
**RB**


EXPERIENCE (YEARS)		BIRTHDATE	ACQUIRED
NFL	PANTHERS	6.15.01	FA-24
R	R		

### TRANSACTIONS

Signed by the Tennessee Titans as a UDFA (4/27/24)...Waived by Titans (7/25/24)...Signed by Panthers (7/31/24)...Waived by Panthers (8/19/24)...Signed to Panthers practice squad (9/5/24).

### COLLEGE & PERSONAL

Played final season (2023) at Washington, starting and appearing in 14 of 15 games...Finished with 1,195 yards, 15th-most in UW history and second in the Pac-12...16 rushing touchdowns led the Pac-12 in 2023, and were tied for fourth in UW history...Began career at Mississippi State (2020-2022), appearing in 35 games over three seasons...Carried the ball 229 times for 1,198 yards and 11 touchdowns while catching 149 passes for 864 yards and one score...A native of Greenville, Ms...Attended St. Joseph High School.



**PRAISE OLATOKE**  
6'2" // 197  
OHIO STATE  
GLASGOW, SCOTLAND

**86**  
**WR**


EXPERIENCE (YEARS)		BIRTHDATE	ACQUIRED
NFL	PANTHERS	6.23.00	FA-24
R	R		

### TRANSACTIONS

🦋 Signed as an undrafted free agent by the Carolina Panthers through the International Player Pathway (9/2/24).

### COLLEGE/PERSONAL

Competed in track and field for Ohio State (2021-22)...Played one year of club football...Transferred to Ohio State from Trinity Western University in Langley, British Columbia (2019-20)...Competed for the Buckeyes at the 2021 Big Ten Conference indoor championships in the 60- and 200-meter dashes...Made the finals of the 200 at Big Tens but was injured during the race and missed the 2021 outdoor season...2020-21 OSU Scholar Athlete and USTFCCA All-Academic Honoree...2022 Outdoor All-Big Ten First Team...2022 Outdoor Big Ten 4x100m Relay Champion (39.12)...Helped set the program record in the sprint medley relay (3:18.19) in 2022...2022 Academic All-Big Ten...Born in Lagos, Nigeria...Moved to Glasgow, Scotland at age 5.



**JACK PLUMMER**  
6'5" // 215  
LOUISVILLE  
GILBERT, ARIZ.

**16**  
**QB**

EXPERIENCE (YEARS)		BIRTHDATE	ACQUIRED
NFL	PANTHERS	10.21.99	UDFA-24
R	R		

### TRANSACTIONS

- Signed by the Carolina Panthers as an undrafted free agent (5/10/24)...Waived by Panthers (8/27/24)...Signed to Panthers practice squad (8/28/24).

### COLLEGE & PERSONAL

Played in 47 career games after starting his college career at Purdue (2018-21) prior to transferring to California-Berkely (2022) and Louisville (2023)...Completed 857-of-1,338 attempts (64.1%) for 9,728 yards and 68 touchdowns in his career...In 2023 at Louisville, played in 14 games, completing 256-of-395 passes (64.8%) for 3,204 yards and 21 touchdowns...In 2022 at Cal, appeared in 12 games, tallying 282 completions on 451 attempts (62.5%) for 3,119 yards and 21 touchdowns...In 2021 at Purdue, played in nine games, completing 87-of-127 passes (68.5%) for 864 yards and seven touchdowns...In 2020, appeared in three games, recording 88 completions on 124 attempts (71.0%) for 938 yards and eight touchdowns...In 2019, played in nine games, completing 144-of-241 passes (59.8%) for 1,603 yards and 11 touchdowns...Redshirted his freshman year in 2018...A native of Gilbert, Ariz...Attended Gilbert High School.



**ANDREW RAYM**  
6'4" // 327  
OKLAHOMA  
BROKEN ARROW, OKLA.

**60**  
**C**

EXPERIENCE (YEARS)		BIRTHDATE	ACQUIRED
NFL	PANTHERS	5.2.01	UDFA-24
R	R		

### TRANSACTIONS

- Signed by the Carolina Panthers as an undrafted free agent (5/10/24).

### COLLEGE & PERSONAL

Spent four season seasons at Oklahoma (2020-23), appearing in 43 games (29 starts)...Named to the All-Big 12 Second Team in 2023 after starting all 12 games at center...Helped the offense rank third in the FBS in yards per game (507.0), fourth in points per game (41.7) and sixth in passing yards per game (324.8)...In 2022, started all 10 games that he played in at center...Contributed to an offense that ranked 10th in the FBS in rushing yards per game (219.4) and 13th in yards per game (474.0)...In 2021, played in 12 games (seven starts)...Helped the offense rank eighth in points per game (39.1)...In 2020, appeared in nine games, appearing at left guard and on special teams...A native of Broken Arrow, Okla...Attended Broken Arrow HS.





**DEMARII RICHARDSON**  
**6'1" // 215**  
**TEXAS A&M**  
**WAXAHACHIE, TEXAS**

**36**  
**S**


EXPERIENCE (YEARS)		BIRTHDATE	ACQUIRED
<b>NFL</b>	<b>PANTHERS</b>	<b>10.7.00</b>	<b>UDFA-24</b>
<b>R</b>	<b>R</b>		

### TRANSACTIONS

- Signed by the Carolina Panthers as an undrafted free agent (5/10/24)...Waived by Panthers (8/27/24)...Signed to Panthers practice squad (8/29/24).

### COLLEGE & PERSONAL

- Spent five seasons at Texas A&M (2019-23), appearing in 56 games (55 starts)...In his career, tallied 304 tackles, 18 passes defended, 17 tackles for loss, four interceptions, four forced fumbles and one fumble recovery...Started 12 games in 2023, tallying 59 tackles, three passes defended, three tackles for loss, one forced fumble and 1.0 sack...In 2022, started 12 games, totaling 73 tackles, six passes defended, 2.5 tackles for loss, one interception, one forced fumble and one fumble recovery...In 2021, started 12 games, compiling 65 tackles, 6.5 tackles for loss, four passes defended, one interception and one forced fumble...Started eight games in 2020, tallying 36 tackles, 2.5 tackles for loss, two passes defended and one interception...In 2019, played in 12 games (11 starts), tallying 71 tackles, three passes defended, 2.5 tackles for loss, one interception, one forced fumble and half a sack...A native of Waxahachie, Conn...Attended Waxahachie High School.



**JAMIE SHERIFF**  
**6'1" // 254**  
**SOUTH ALABAMA**  
**TERRY, MISS.**

**43**  
**OLB**

EXPERIENCE (YEARS)		BIRTHDATE	ACQUIRED
<b>NFL</b>	<b>PANTHERS</b>	<b>8.18.00</b>	<b>WV-24 SEA</b>
<b>R</b>	<b>R</b>		

### TRANSACTIONS

- Signed as an undrafted free agent by the Seattle Seahawks (8/6/24)...Released by Seattle (8/27/24)...Claimed off waivers by Carolina and signed to the active roster (8/28/24).

### COLLEGE & PERSONAL

- Attended the University of South Alabama and in three seasons at South Alabama (2020-23), appeared in 37 games, recording 109 tackles, 17 tackles for loss and 10 sacks...Capped his college career by earning Defensive MVP honors in the 68 Ventures Bowl, South Alabama's first bowl win in program history...Began his collegiate career at Mississippi Gulf Coast Community College, where he helped the Bulldogs go 12-0 while winning the National Junior College Athletic Association national championship his sophomore season...A native of Terry, MS...Attended Terry High School.



# MESSIAH SWINSON

6'7" // 259

ARIZONA STATE  
BAY SHORE, N.Y.

# 85

# TE

EXPERIENCE (YEARS)

NFL

PANTHERS

# R

# R

BIRTHDATE

# 4.20.00

ACQUIRED

# FA-24

## TRANSACTIONS

- Signed as an undrafted free agent by the Green Bay Packers (4/30/24)...Waived by Packers (8/27/24)...Signed to Packers practice squad (8/28/24)...Waived by Packers (9/3/24)...Signed to Panthers (9/4/24).

## COLLEGE & PERSONAL

Appeared in 47 games with 11 starts in five seasons at Missouri (2019-21) and Arizona State (2022-23), posting 28 receptions for 317 yards (11.3 avg.) and two touchdowns...Played in 12 games with three starts in 2023, recording six catches for 48 yards (8.0 avg.)...Played in all 12 games with seven starts in 2022, recording career highs with 15 catches for 185 yards (12.3 avg.) and two TDs...Led the team with 50 yards on three receptions (16.7 avg.) in the season opener vs. Northern Arizona (Sept. 1)...Registered a career-high 55 yards on three catches (18.3 avg.) with a career-long reception of 35 yards at Colorado (Oct. 29)...Played in 12 games with one start in his final season at Missouri in 2021, finishing with five catches for 46 yards (9.2 avg.)...Caught a pass for 10 yards and a first down vs. Southeast Missouri State (Sept. 18)...Played in all 10 games in 2020, finishing the season with two catches for 38 yards (19.0 avg.)...Appeared in one game as a redshirt freshman in 2019 after recovering from a season-ending injury prior to the 2018 season...A native of Bay Shore, N.Y....Attended Long Island Lutheran High School.

## MESSIAH SWINSON'S NFL REGULAR SEASON RUSHING/RECEIVING STATISTICS

DATE	TEAM	RECEIVING							RUSHING				
		GP	GS	NO.	YDS.	AVG.	LG	TD	NO.	YDS.	AVG.	LG	TD
2024	Packers	0	0	0	0	0.0	0	0	0	0	0.0	0	0
NFL TOTALS		0	0	0	0	0.0	0	0	0	0	0.0	0	0

## MESSIAH SWINSON'S NFL REGULAR SEASON RETURN STATISTICS

DATE	TEAM	KICKOFF RETURNS					PUNT RETURNS					
		RET.	YDS.	AVG.	LG	TD	NO.	FC	YDS.	AVG.	LG	TD
2024	Packers	0	0	0.0	0	0	0	0	0	0.0	0	0
NFL TOTALS		0	0	0.0	0	0	0	0	0	0.0	0	0

## 2024 GAME-BY-GAME REGULAR-SEASON STATISTICS (PACKERS)

DATE	OPPONENT	P/S	RECEIVING					RUSHING					TD	W/L	SCORE
			NO.	YDS.	AVG.	LG	TD	NO.	YDS.	AVG.	LG	TD			
09/06	at Eagles		NOT ON ROSTER											L	29-34
2024 TOTALS		0-0	0	0	0.0	0	0	0	0	0.0	0	0	0	0-1	



# JARRETT KINGSTON

6'4" // 308

SOUTHERN CALIFORNIA  
ANDERSON, CALIF.

# 61

# OL

EXPERIENCE (YEARS)

NFL

PANTHERS

# R

# R

BIRTHDATE


# 12.2.99

ACQUIRED

# WV-24 SF



## TRANSACTIONS

 Drafted by the 49ers in the sixth round (215th overall) of the 2024 NFL Draft...Waived by 49ers (8/27/24)...Claimed off waivers by Panthers (8/28/24).

## COLLEGE/PERSONAL

Appeared in 49 games (38 starts) over six seasons at Southern California (2023-24) and Washington State (2018-22). As a redshirt senior in 2023, started in 12 games on an offensive line that helped the Southern California offense average 469.7 yards per game, the 11th-most in the FBS...In 2022 at Washington State, started in nine games and earned All- Pac-12 Honorable Mention. Started in all 13 games in 2021, helping the Cougars make an appearance in the Sun Bowl...Appeared in 10 games in 2019 and one game as a true freshman in 2018.



# SEASON IN REVIEW

2023

# 2023 FINAL NFL STANDINGS

AMERICAN FOOTBALL CONFERENCE												
EAST DIVISION												
TEAM	W	L	T	PCT	PF	PA	NET PTS	HOME	AWAY	CONF	DIV	STREAK
Buffalo Bills	11	6	0	.647	451	311	140	7-2-0	4-4-0	7-5-0	4-2-0	Won 5
Miami Dolphins	11	6	0	.647	496	391	105	7-2-0	4-4-0	7-5-0	4-2-0	Lost 2
New York Jets	7	10	0	.412	268	355	-87	4-5-0	3-5-0	4-8-0	2-4-0	Won 1
New England Patriots	4	13	0	.235	236	366	-130	1-8-0	3-5-0	4-8-0	2-4-0	Lost 2

NORTH DIVISION												
TEAM	W	L	T	PCT	PF	PA	NET PTS	HOME	AWAY	CONF	DIV	STREAK
Baltimore Ravens	13	4	0	.765	483	280	203	6-3-0	7-1-0	8-4-0	3-3-0	Lost 1
Cleveland Browns	11	6	0	.647	396	362	34	8-1-0	3-5-0	8-4-0	3-3-0	Lost 1
Pittsburgh Steelers	10	7	0	.588	304	324	-20	5-4-0	5-3-0	7-5-0	5-1-0	Won 3
Cincinnati Bengals	9	8	0	.529	366	384	-18	6-3-0	3-5-0	4-8-0	1-5-0	Won 1

SOUTH DIVISION												
TEAM	W	L	T	PCT	PF	PA	NET PTS	HOME	AWAY	CONF	DIV	STREAK
Houston Texans	10	7	0	.588	377	353	24	6-3-0	4-4-0	7-5-0	4-2-0	Won 2
Jacksonville Jaguars	9	8	0	.529	377	371	6	4-5-0	5-3-0	6-6-0	4-2-0	Lost 1
Indianapolis Colts	9	8	0	.529	396	415	-19	4-5-0	5-3-0	7-5-0	3-3-0	Lost 1
Tennessee Titans	6	11	0	.353	305	367	-62	5-4-0	1-7-0	4-8-0	1-5-0	Won 1

WEST DIVISION												
TEAM	W	L	T	PCT	PF	PA	NET PTS	HOME	AWAY	CONF	DIV	STREAK
Kansas City Chiefs	11	6	0	.647	371	294	77	5-4-0	6-2-0	9-3-0	4-2-0	Won 2
Las Vegas Raiders	8	9	0	.471	332	331	1	6-3-0	2-6-0	6-6-0	4-2-0	Won 1
Denver Broncos	8	9	0	.471	357	413	-56	5-4-0	3-5-0	5-7-0	3-3-0	Lost 1
Los Angeles Chargers	5	12	0	.294	346	398	-52	2-7-0	3-5-0	3-9-0	1-5-0	Lost 5

AMERICAN FOOTBALL CONFERENCE												
EAST DIVISION												
TEAM	W	L	T	PCT	PF	PA	NET PTS	HOME	AWAY	CONF	DIV	STREAK
Dallas Cowboys	12	5	0	.706	509	315	194	8-0-0	4-5-0	9-3-0	5-1-0	Won 2
Philadelphia Eagles	11	6	0	.647	433	428	5	6-2-0	5-4-0	7-5-0	4-2-0	Lost 2
New York Giants	6	11	0	.353	266	407	-141	4-4-0	2-7-0	5-7-0	3-3-0	Won 1
Washington Commanders	4	13	0	.235	329	518	-189	1-7-0	3-6-0	2-10-0	0-6-0	Lost 8

NORTH DIVISION												
TEAM	W	L	T	PCT	PF	PA	NET PTS	HOME	AWAY	CONF	DIV	STREAK
Detroit Lions	12	5	0	.706	461	395	66	6-2-0	6-3-0	8-4-0	4-2-0	Won 1
Green Bay Packers	9	8	0	.529	383	350	33	5-3-0	4-5-0	7-5-0	4-2-0	Won 3
Minnesota Vikings	7	10	0	.412	344	362	-18	2-6-0	5-4-0	6-6-0	2-4-0	Lost 4
Chicago Bears	7	10	0	.412	360	379	-19	5-3-0	2-7-0	6-6-0	2-4-0	Lost 1

SOUTH DIVISION												
TEAM	W	L	T	PCT	PF	PA	NET PTS	HOME	AWAY	CONF	DIV	STREAK
Tampa Bay Buccaneers	9	8	0	.529	348	325	23	4-4-0	5-4-0	7-5-0	4-2-0	Won 1
New Orleans Saints	9	8	0	.529	402	327	75	5-3-0	4-5-0	6-6-0	4-2-0	Won 2
Atlanta Falcons	7	10	0	.412	321	373	-52	5-3-0	2-7-0	4-8-0	3-3-0	Lost 2
Carolina Panthers	2	15	0	.118	236	416	-180	2-6-0	0-9-0	1-11-0	1-5-0	Lost 3

WEST DIVISION												
TEAM	W	L	T	PCT	PF	PA	NET PTS	HOME	AWAY	CONF	DIV	STREAK
San Francisco 49ers	12	5	0	.706	491	298	193	5-3-0	7-2-0	10-2-0	5-1-0	Lost 1
Los Angeles Rams	10	7	0	.588	404	377	27	5-3-0	5-4-0	8-4-0	5-1-0	Won 4
Seattle Seahawks	9	8	0	.529	364	402	-38	5-3-0	4-5-0	7-5-0	2-4-0	Won 1
Arizona Cardinals	4	13	0	.235	330	455	-125	2-6-0	2-7-0	3-9-0	0-6-0	Lost 1



# 2023 DEFENSIVE INDIVIDUAL STATS

## 2023 REGULAR SEASON CAROLINA PANTHERS DEFENSIVE STATS (THROUGH WEEK 18)

POS.	PLAYER	TOTAL	TKL.	AST.	TFL	SACKS	PRES	FR	FF	INT.	PD
LB	F. Luvu	125	66	59	10	5.5	11	0	2	0	5
DE	D. Brown	103	57	46	7	2.0	15	0	0	1	6
S	V. Bell	68	42	26	0	0.0	1	0	0	1	2
S	X. Woods	61	39	22	4	0.0	0	1	0	2	7
CB	D. Jackson	59	49	10	5	0.0	0	0	1	0	5
LB	K. Grugier-Hill	51	28	23	2	1.0	1	0	0	1	2
OLB	B. Burns	50	32	18	16	8.0	18	1	1	0	2
CB	T. Hill	47	29	18	3	0.0	0	0	1	1	6
DT	S. Tuttle	43	19	24	1	0.5	1	0	0	0	5
CB	C. Henderson	39	31	8	3	1.0	1	0	0	0	2
OLB	Y. Gross-Matos	36	19	17	7	4.5	10	0	0	0	0
LB	D. Jones	35	22	13	4	1.0	1	0	0	1	6
DE	D. Williams	33	13	20	2	1.0	7	0	0	0	1
DT	N. Thurman	31	13	18	2	0.0	1	0	0	0	0
S	J. Chinn	28	16	12	2	1.0	1	0	0	0	1
CB	J. Horn	27	21	6	1	0.0	0	0	0	0	5
S	S. Franklin Jr.	23	14	9	0	0.0	0	0	0	1	3
DE	L. Ray	19	7	12	0	0.0	0	0	0	0	0
OLB	A. Barno	17	11	6	1	0.0	0	0	0	0	0
OLB	M. Haynes Sr.	16	13	3	3	1.0	2	0	0	0	0
OLB	D. Johnson	14	4	10	1	0.0	0	0	0	0	1
CB	D. Bootle	11	11	0	0	0.0	0	0	0	0	2
S	J. Robinson	11	7	4	0	0.0	0	0	0	0	0
S	A. Cook	9	5	4	1	0.0	0	0	0	0	0
OLB	J. Houston	9	5	4	2	0.5	3	0	0	0	1
LB	S. Thompson	8	6	2	0	0.0	0	0	0	0	0
CB	D. Long Jr.	7	5	2	0	0.0	0	0	0	0	0
CB	S. Griffin	6	5	1	0	0.0	0	0	0	0	1
S	M. Farley	5	4	1	0	0.0	0	0	0	0	0
CB	D. Jamison	5	3	2	0	0.0	0	0	0	0	1
LB	C. Wooten	5	0	5	0	0.0	0	0	0	0	0
CB	A. Parker	4	1	3	0	0.0	0	0	0	0	0
DE	C. Wormley	4	1	3	0	0.0	0	0	0	0	0
OLB	E. Leota	3	2	1	0	0.0	1	0	0	0	0
<b>PANTHERS TOTALS</b>		<b>1,012</b>	<b>600</b>	<b>412</b>	<b>77</b>	<b>27.0</b>	<b>74</b>	<b>2</b>	<b>5</b>	<b>8</b>	<b>64</b>
<b>OPP. TOTALS</b>		<b>1,070</b>	<b>667</b>	<b>403</b>	<b>95</b>	<b>63.0</b>	<b>128</b>	<b>9</b>	<b>17</b>	<b>10</b>	<b>59</b>

AST=Assist, TFL=Tackle for a Loss, INT=Interception, FR=Fumble Recovery, FF=Forced Fumble, PD=Pass Defense

### 2023 PANTHERS SPECIAL TEAMS

POS.	PLAYER	TKL.	AST.	COMB.
S	S. Franklin Jr.	6	1	7
S	J. Robinson	4	2	6
LB	K. Grugier-Hill	3	2	5
CB	D. Jamison	3	2	5
LB	T. Davis	2	3	5
S	M. Farley	4	0	4
OLB	A. Barno	2	2	4
CB	D. Bootle	3	0	3
TE	T. Tremble	2	1	3
LB	C. Wooten	2	1	3
S	J. Chinn	2	0	2
OLB	D. Johnson	2	0	2
TE	G. Ricci	2	0	2
S	A. Cook	1	1	2
LS	J. Jansen	1	1	2
WR	I. Smith-Marssette	1	1	2
CB	T. Hill	1	0	1
TE	S. Sullivan	1	0	1
TE	I. Thomas	1	0	1
OLB	E. Leota	0	1	1
WR	L. Shenault Jr.	0	1	1
<b>TOTALS</b>		<b>43</b>	<b>19</b>	<b>62</b>

### DEFENSIVE STATS BY RANK

SACKS		INTERCEPTIONS		TACKLES FOR LOSS		PASSES DEFENSED		PRES	
PLAYER	NO.	PLAYER	NO.	PLAYER	NO.	PLAYER	NO.	PLAYER	NO.
B. Burns	8.0	X. Woods	2	B. Burns	16	X. Woods	7	B. Burns	18
F. Luvu	5.5	V. Bell	1	F. Luvu	10	D. Brown	6	D. Brown	15
Y. Gross-Matos	4.5	D. Brown	1	D. Brown	7	T. Hill	6	F. Luvu	11
D. Brown	2.0	S. Franklin Jr.	1	Y. Gross-Matos	7	D. Jones	6	Y. Gross-Matos	10
J. Chinn	1.0	K. Grugier-Hill	1	D. Jackson	5	J. Horn	5	D. Williams	7
K. Grugier-Hill	1.0	T. Hill	1	D. Jones	4	D. Jackson	5	J. Houston	3
M. Haynes Sr.	1.0	D. Jones	1	X. Woods	4	F. Luvu	5	M. Haynes Sr.	2
D. Jones	1.0			M. Haynes Sr.	3	S. Tuttle	5	V. Bell	1
C. Henderson	1.0			C. Henderson	3	S. Franklin Jr.	3	J. Chinn	1
D. Williams	1.0			T. Hill	3	V. Bell	2	K. Grugier-Hill	1
J. Houston	0.5			J. Chinn	2	D. Bootle	2	C. Henderson	1
S. Tuttle	0.5			K. Grugier-Hill	2	B. Burns	2	D. Jones	1
				J. Houston	2	K. Grugier-Hill	2	E. Leota	1
				N. Thurman	2	C. Henderson	2	N. Thurman	1
				D. Williams	2	J. Chinn	1	S. Tuttle	1
				A. Barno	1	S. Griffin	1		
				A. Cook	1	J. Houston	1		
				J. Horn	1	D. Jamison	1		
				D. Johnson	1	D. Johnson	1		
				S. Tuttle	1	D. Williams	1		

# 2023 GXG: OFFENSE

## 2023 REGULAR SEASON PANTHERS GAME-BY-GAME OFFENSE

	09/10 @ ATL	09/18 NO	09/24 @ SEA	10/01 MIN	10/08 @ DET	10/15 @ MIA	10/29 HOU	11/05 IND	11/09 @ CHI	11/19 DAL	11/26 @ TEN	12/03 @ TB	12/10 NO	12/17 ATL	12/24 GB	12/31 @ JAX	01/07 TB	Totals
<b>FIRST DOWNS</b>																		
Total	20	14	23	20	26	21	20	17	12	13	19	15	16	17	26	7	11	297
Rushing	9	4	3	7	7	6	3	10	4	6	8	7	11	8	8	2	8	111
Passing	9	8	17	11	15	13	11	7	6	7	7	7	4	7	14	5	2	150
Penalty	2	2	3	2	4	2	6	0	2	0	4	1	1	2	4	0	1	36
<b>THIRD DOWNS</b>																		
Attempts	14	14	19	14	10	14	14	16	15	15	16	15	20	15	13	13	12	249
Converted	5	4	10	5	5	5	5	7	3	5	6	3	8	5	6	1	2	85
Percentage	35.7	28.6	52.6	35.7	50.0	35.7	35.7	43.8	20.0	33.3	37.5	20.0	40.0	33.3	46.2	7.7	16.7	34.1
<b>FOURTH DOWNS</b>																		
Attempts	2	1	1	3	1	4	2	3	3	3	3	3	7	2	2	6	2	48
Converted	0	1	0	2	1	0	1	2	3	3	2	1	1	0	1	3	2	23
Percentage	0.0	100.0	0.0	66.7	100.0	0.0	50.0	66.7	100.0	100.0	66.7	33.3	14.3	0.0	50.0	50.0	100.0	47.9
<b>TOT. OFFENSE</b>																		
Net Yards	281	239	378	232	342	296	224	275	213	187	258	282	303	283	394	124	199	4,510
Plays	72	56	75	68	65	68	61	71	57	59	67	69	79	63	63	53	50	1,096
Avg./Play	3.9	4.3	5.0	3.4	5.3	4.4	3.7	3.9	3.7	3.2	3.9	4.1	3.8	4.5	6.3	2.3	4.0	4.1
<b>RUSHING</b>																		
Net Yards	154	100	44	83	99	108	44	138	43	110	96	133	204	129	96	57	131	1,769
Rush. Att.	32	19	14	31	23	25	24	28	16	23	32	34	39	36	25	15	29	445
Avg./Att.	4.8	5.3	3.1	2.7	4.3	4.3	1.8	4.9	2.7	4.8	3.0	3.9	5.2	3.6	3.8	3.8	4.5	4.0
<b>PASSING</b>																		
Net Yards	127	139	334	149	243	188	180	137	170	77	162	149	99	154	298	67	68	2,741
Attempts	38	33	58	32	41	39	31	39	38	29	31	31	36	24	36	32	18	586
Completions	20	22	34	25	25	24	22	24	21	16	18	15	13	18	23	19	11	350
Intercepted	2	0	0	0	2	0	0	3	0	1	0	1	0	0	0	1	0	10
Gross Yards	146	153	361	204	247	224	235	173	185	123	194	178	137	167	312	112	94	3,245
Sacked	2.0	4.0	3.0	5.0	1.0	4.0	6.0	4.0	3.0	7.0	4.0	4.0	4.0	3.0	2.0	6.0	3.0	65.0
Yards Lost	19	14	27	55	4	36	55	36	15	46	32	29	38	13	14	45	26	504
<b>ADVANCES</b>																		
Rushes	32	19	14	31	23	25	24	28	16	23	32	34	39	36	25	15	29	445
Completions	20	22	34	25	25	24	22	24	21	16	18	15	13	18	23	19	11	350
Totals	52	41	48	56	48	49	46	52	37	39	50	49	52	54	48	34	40	795
Total Drives	12	11	12	9	10	11	10	12	9	10	10	13	12	10	10	10	9	180
<b>PENALTIES</b>																		
Number	9	6	13	6	7	3	3	10	5	8	4	7	4	4	8	3	3	103
Yards	66	35	82	80	45	11	20	81	45	90	35	62	27	35	87	24	20	845
<b>FUMBLES</b>																		
Number	2	1	0	2	2	1	0	1	1	2	1	2	3	2	2	0	2	24
Lost	1	1	0	1	1	0	0	0	0	1	1	0	2	0	0	0	2	10
<b>PUNTING</b>																		
Yards	266	239	246	229	114	189	203	174	272	282	282	367	86	235	151	297	246	3,838
Punts	5	5	5	5	3	4	4	4	6	5	6	8	2	5	3	6	6	82
Net Avg.	52.4	44.6	41.0	40.0	38.0	47.3	44.5	40.8	43.3	44.4	41.0	43.3	31.5	41.2	48.3	43.3	41.0	43.0
Gross Avg.	53.2	47.8	49.2	45.8	38.0	47.3	50.8	43.5	45.3	48.4	47.0	45.9	43.0	47.0	50.3	49.5	41.0	46.8
<b>SCORING</b>																		
Points	10	17	27	13	24	21	15	13	13	10	10	18	6	9	30	0	0	236
Q1	0	3	3	7	0	14	0	0	7	0	0	0	0	0	3	0	0	37
Q2	7	0	10	6	10	0	6	3	3	3	3	3	3	7	0	0	0	67
Q3	3	3	0	0	0	0	6	7	0	7	7	7	3	0	6	0	0	49
Q4	0	11	14	0	14	7	3	3	3	0	0	8	0	6	14	0	0	83
OT	0	0	0	0	0	0	0	0	0	0	0	0	0	0	0	0	0	0
TD Rushing	0	0	1	0	0	1	0	0	0	0	1	2	0	0	2	0	0	7
TD Passing	1	1	2	0	3	1	1	1	0	1	0	0	0	0	2	0	0	13
TD KO Returns	0	0	0	0	0	0	0	0	0	0	0	0	0	0	0	0	0	0
TD Punt Returns	0	0	0	0	0	0	0	0	1	0	0	0	0	0	0	0	0	1
TD Sp. Teams	0	0	0	0	0	0	0	0	0	0	0	0	0	0	0	0	0	0
TD Def. Returns	0	0	0	1	0	1	0	0	0	0	0	0	0	0	0	0	0	2
FG Attempts	1	3	3	2	1	1	3	2	3	1	1	1	3	3	1	0	1	30
FG Made	1	3	2	2	1	0	3	2	2	1	1	1	2	3	1	0	0	25
Safety	0	0	0	0	0	0	0	0	0	0	0	0	0	0	0	0	0	0
2-Pt Attempts	0	1	0	0	0	0	0	0	0	0	0	1	0	0	1	0	0	3
2-Pt Made	0	1	0	0	0	0	0	0	0	0	0	1	0	0	1	0	0	3
Time of Possession	34:41	27:11	29:32	38:29	28:45	30:44	30:29	31:09	26:29	28:39	33:49	33:42	34:50	33:56	31:21	26:31	28:36	528:53

# 2023 GXG: DEFENSE

## 2023 REGULAR SEASON PANTHERS GAME-BY-GAME DEFENSE

	09/10 @ ATL	09/18 NO	09/24 @ SEA	10/01 MIN	10/08 @ DET	10/15 @ MIA	10/29 HOU	11/05 IND	11/09 @ CHI	11/19 DAL	11/26 TEN	12/03 @ TB	12/10 NO	12/17 ATL	12/24 GB	12/31 @ JAX	01/07 TB	Totals
<b>FIRST DOWNS</b>																		
Total	13	23	27	14	23	23	16	17	21	23	15	15	14	12	25	16	14	311
Rushing	7	10	10	4	11	8	6	5	10	7	6	6	5	3	10	6	8	122
Passing	6	11	14	9	11	14	10	7	10	11	9	7	8	8	12	9	6	162
Penalty	0	2	3	1	1	1	0	5	1	5	0	2	1	1	3	1	0	27
<b>THIRD DOWNS</b>																		
Attempts	10	16	13	8	10	13	12	13	15	16	11	15	10	13	14	16	16	221
Converted	2	7	3	1	4	7	5	4	6	7	2	6	3	6	8	7	6	84
Percentage	20.0	43.8	23.1	12.5	40.0	53.8	41.7	30.8	40.0	43.8	18.2	40.0	30.0	46.2	57.1	43.8	37.5	38.0
<b>FOURTH DOWNS</b>																		
Attempts	0	0	1	2	2	0	1	0	1	0	1	0	0	1	0	1	0	10
Converted	0	0	1	1	1	0	1	0	1	0	1	0	0	0	0	1	0	7
Percentage	0	0	100.0	50.0	50.0	0	100.0	0	100.0	0	100.0	0	0	0.0	0	100.0	0	70.0
<b>TOT. OFFENSE</b>																		
Net Yards	221	341	425	265	377	424	229	198	295	311	264	322	207	204	369	317	228	4,997
Plays	48	74	71	44	60	65	56	57	70	68	53	58	52	51	63	62	64	1,016
Avg./Play	4.6	4.6	6.0	6.0	6.3	6.5	4.1	3.5	4.2	4.6	5.0	5.6	4.0	4.0	5.9	5.1	3.6	4.9
<b>RUSHING</b>																		
Net Yards	130	134	146	135	159	162	110	78	133	107	80	128	97	52	162	155	113	2,081
Rush. Att.	26	33	33	23	30	33	30	30	37	27	24	28	25	31	34	35	29	508
Avg./Att.	5.0	4.1	4.4	5.9	5.3	4.9	3.7	2.6	3.6	4.0	3.3	4.6	3.9	1.7	4.8	4.4	3.9	4.1
<b>PASSING</b>																		
Net Yards	91	207	279	130	218	262	119	120	162	204	184	194	110	152	207	162	115	2,916
Attempts	18	37	36	19	28	32	24	26	33	41	28	29	26	20	28	24	32	481
Completions	15	22	23	12	20	21	16	17	20	27	18	14	18	12	17	17	20	309
Intercepted	0	1	1	2	0	1	0	0	0	0	0	1	1	1	0	0	0	8
Gross Yards	115	236	296	139	236	262	140	127	162	204	185	202	119	152	219	178	137	3,109
Sacked	4.0	4.0	2.0	2.0	2.0	0.0	2.0	1.0	0.0	0.0	1.0	1.0	1.0	0.0	1.0	3.0	3.0	27.0
Yards Lost	24	29	17	9	18	0	21	7	0	0	1	8	9	0	12	16	22	193
<b>ADVANCES</b>																		
Rushes	26	33	33	23	30	33	30	30	37	27	24	28	25	31	34	35	29	508
Completions	15	22	23	12	20	21	16	17	20	27	18	14	18	12	17	17	20	309
Totals	41	55	56	35	50	54	46	47	57	54	42	42	43	43	51	52	49	817
Total Drives	13	11	13	9	11	12	9	9	11	9	11	13	11	10	10	11	10	183
<b>PENALTIES</b>																		
Number	6	3	8	7	5	3	10	5	7	5	8	5	3	4	6	1	3	89
Yards	43	32	82	37	35	25	70	25	44	45	53	36	30	25	67	15	15	679
<b>FUMBLES</b>																		
Number	1	0	0	1	0	1	1	1	0	0	0	0	0	3	1	0	1	10
Lost	0	0	0	0	0	0	1	1	0	0	0	0	0	1	0	0	0	3
<b>PUNTING</b>																		
Yards	337	210	93	216	88	194	287	241	280	176	376	369	200	198	142	140	330	3,877
Punts	7	5	2	4	2	4	6	5	6	3	7	8	5	5	3	3	6	81
Net Avg.	46.1	35.0	48.0	45.3	42.5	43.3	45.8	41.8	30.2	47.3	46.7	39.9	39.8	39.6	47.3	43.7	39.8	41.9
Gross Avg.	48.1	42.0	46.5	54.0	44.0	48.5	47.8	48.2	46.7	58.7	53.7	46.1	40.0	39.6	47.3	46.7	55.0	47.9
<b>SCORING</b>																		
Points	24	20	37	21	42	42	13	27	16	33	17	21	28	7	33	26	9	416
Q1	0	3	3	0	14	0	0	0	3	7	7	7	0	0	7	3	0	54
Q2	7	3	9	7	14	21	7	20	6	10	10	0	14	7	16	6	6	163
Q3	3	7	10	14	0	7	6	0	7	0	0	7	0	0	0	10	0	71
Q4	14	7	15	0	14	14	0	7	0	16	0	7	14	0	10	7	3	128
OT	0	0	0	0	0	0	0	0	0	0	0	0	0	0	0	0	0	0
TD Rushing	2	2	2	0	3	3	2	0	1	2	2	1	2	2	2	2	0	25
TD Passing	1	0	1	2	3	3	0	1	0	2	0	1	2	1	2	0	0	19
TD KO Returns	0	0	0	0	0	0	0	0	0	0	0	0	0	0	0	0	0	0
TD Punt Returns	0	0	0	0	0	0	0	0	0	0	0	0	0	0	0	0	0	0
TD Sp. Teams	0	0	0	0	0	0	0	0	0	0	0	0	1	0	0	0	0	1
TD Def. Returns	0	0	0	1	0	0	0	2	0	1	0	0	0	0	0	0	0	4
FG Attempts	1	2	5	0	0	0	0	2	3	2	1	0	1	0	2	4	3	26
FG Made	1	2	5	0	0	0	0	2	3	2	1	0	0	0	2	4	3	25
Safety	0	0	0	0	0	0	0	0	0	0	0	0	0	0	0	0	0	0
2-Pt Attempts	0	0	1	0	0	0	1	0	0	0	0	0	0	0	0	0	0	2
2-Pt Made	0	0	1	0	0	0	0	0	0	0	0	0	0	0	0	0	0	1
Time of Possession	25:19	32:49	30:28	21:31	31:15	29:16	29:31	28:51	33:31	31:21	26:11	26:18	25:10	26:04	28:39	33:29	31:24	491:07





# 2023 GXG STATS: PASSING

## 2023 REGULAR SEASON INDIVIDUAL GAME-BY-GAME STATS

PASSING:		ANDY DALTON												
DATE	OPP.	ATT	CMP	YDS	CMP%	Y/A	Y/C	TD	TD%	INT	INT%	LG	SK/YD	RATE
09/10	@ Atlanta													
09/18	vs. New Orleans	0	0	0	0.0%	0.0	0.0	0	0.0%	0	0.0%	0	0/0	0.0
09/24	@ Seattle	58	34	361	58.6%	6.2	10.6	2	3.4%	0	0.0%	47t	3/27	88.4
10/01	vs. Minnesota													
10/08	@ Detroit	0	0	0	0.0%	0.0	0.0	0	0.0%	0	0.0%	0	0/0	0.0
10/15	@ Miami													
10/29	vs. Houston													
11/05	vs. Indianapolis													
11/09	@ Chicago													
11/19	vs. Dallas													
11/26	@ Tennessee													
12/03	@ Tampa Bay													
12/10	@ New Orleans													
12/17	vs. Atlanta													
12/24	vs. Green Bay													
12/31	@ Jacksonville													
01/07	vs. Tampa Bay													
<b>TOTALS</b>		<b>58</b>	<b>34</b>	<b>361</b>	<b>58.6%</b>	<b>6.2</b>	<b>10.6</b>	<b>2</b>	<b>3.4%</b>	<b>0</b>	<b>0.0%</b>	<b>47T</b>	<b>3/27</b>	<b>88.4</b>

PASSING:		JOHNNY HEKKER												
DATE	OPP.	ATT	CMP	YDS	CMP%	Y/A	Y/C	TD	TD%	INT	INT%	LG	SK/YD	RATE
09/10	@ Atlanta	0	0	0	0.0%	0.0	0.0	0	0.0%	0	0.0%	0	0/0	0.0
09/18	vs. New Orleans	0	0	0	0.0%	0.0	0.0	0	0.0%	0	0.0%	0	0/0	0.0
09/24	@ Seattle	0	0	0	0.0%	0.0	0.0	0	0.0%	0	0.0%	0	0/0	0.0
10/01	vs. Minnesota	0	0	0	0.0%	0.0	0.0	0	0.0%	0	0.0%	0	0/0	0.0
10/08	@ Detroit	0	0	0	0.0%	0.0	0.0	0	0.0%	0	0.0%	0	0/0	0.0
10/15	@ Miami	1	1	7	100.0%	7.0	7.0	0	0.0%	0	0.0%	7	0/0	95.8
10/29	vs. Houston	0	0	0	0.0%	0.0	0.0	0	0.0%	0	0.0%	0	0/0	0.0
11/05	vs. Indianapolis	0	0	0	0.0%	0.0	0.0	0	0.0%	0	0.0%	0	0/0	0.0
11/09	@ Chicago	0	0	0	0.0%	0.0	0.0	0	0.0%	0	0.0%	0	0/0	0.0
11/19	vs. Dallas	0	0	0	0.0%	0.0	0.0	0	0.0%	0	0.0%	0	0/0	0.0
11/26	@ Tennessee	0	0	0	0.0%	0.0	0.0	0	0.0%	0	0.0%	0	0/0	0.0
12/03	@ Tampa Bay	0	0	0	0.0%	0.0	0.0	0	0.0%	0	0.0%	0	0/0	0.0
12/10	@ New Orleans	0	0	0	0.0%	0.0	0.0	0	0.0%	0	0.0%	0	0/0	0.0
12/17	vs. Atlanta	0	0	0	0.0%	0.0	0.0	0	0.0%	0	0.0%	0	0/0	0.0
12/24	vs. Green Bay	0	0	0	0.0%	0.0	0.0	0	0.0%	0	0.0%	0	0/0	0.0
12/31	@ Jacksonville	0	0	0	0.0%	0.0	0.0	0	0.0%	0	0.0%	0	0/0	0.0
01/07	vs. Tampa Bay	0	0	0	0.0%	0.0	0.0	0	0.0%	0	0.0%	0	0/0	0.0
<b>TOTALS</b>		<b>1</b>	<b>1</b>	<b>7</b>	<b>100.0%</b>	<b>7.0</b>	<b>7.0</b>	<b>0</b>	<b>0.0%</b>	<b>0</b>	<b>0.0%</b>	<b>7</b>	<b>0/0</b>	<b>95.8</b>

PASSING:		JAKE LUTON												
DATE	OPP.	ATT	CMP	YDS	CMP%	Y/A	Y/C	TD	TD%	INT	INT%	LG	SK/YD	RATE
09/10	@ Atlanta													
09/18	vs. New Orleans													
09/24	@ Seattle													
10/01	vs. Minnesota													
10/08	@ Detroit													
10/15	@ Miami													
10/29	vs. Houston													
11/05	vs. Indianapolis													
11/09	@ Chicago													
11/19	vs. Dallas													
11/26	@ Tennessee													
12/03	@ Tampa Bay													
12/10	@ New Orleans													
12/17	vs. Atlanta													
12/24	vs. Green Bay													
12/31	@ Jacksonville													
01/07	vs. Tampa Bay													
<b>TOTALS</b>		<b>0</b>	<b>0</b>	<b>0</b>	<b>0.0%</b>	<b>0.0</b>	<b>0.0</b>	<b>0</b>	<b>0.0%</b>	<b>0</b>	<b>0.0%</b>	<b>--</b>	<b>0/0</b>	<b>0.0</b>

# 2023 GXG STATS: PASSING

PASSING:		BRYCE YOUNG												
DATE	OPP.	ATT	CMP	YDS	CMP%	Y/A	Y/C	TD	TD%	INT	INT%	LG	SK/YD	RATE
09/10	@ Atlanta	38	20	146	52.6%	3.8	7.3	1	2.6%	2	5.3%	14	2/19	48.8
09/18	vs. New Orleans	33	22	153	66.7%	4.6	7.0	1	3.0%	0	0.0%	22	4/14	87.1
09/24	@ Seattle	<i>ON INACTIVE LIST</i>												
10/01	vs. Minnesota	32	25	204	78.1%	6.4	8.2	0	0.0%	0	0.0%	22	5/55	93.2
10/08	@ Detroit	41	25	247	61.0%	6.0	9.9	3	7.3%	2	4.9%	30	1/4	82.1
10/15	@ Miami	38	23	217	60.5%	5.7	9.4	1	2.6%	0	0.0%	27	4/36	85.1
10/29	vs. Houston	31	22	235	71.0%	7.6	10.7	1	3.2%	0	0.0%	40	6/55	103.6
11/05	vs. Indianapolis	39	24	173	61.5%	4.4	7.2	1	2.6%	3	7.7%	48	4/36	48.3
11/09	@ Chicago	38	21	185	55.3%	4.9	8.8	0	0.0%	0	0.0%	45	3/15	68.4
11/19	vs. Dallas	29	16	123	55.2%	4.2	7.7	1	3.4%	1	3.4%	20	7/46	62.9
11/26	@ Tennessee	31	18	194	58.1%	6.3	10.8	0	0.0%	0	0.0%	25	4/32	76.5
12/03	@ Tampa Bay	31	15	178	48.4%	5.7	11.9	0	0.0%	1	3.2%	31	4/29	52.9
12/10	@ New Orleans	36	13	137	36.1%	3.8	10.5	0	0.0%	0	0.0%	32	4/38	48.0
12/17	vs. Atlanta	24	18	167	75.0%	7.0	9.3	0	0.0%	0	0.0%	20	3/13	93.6
12/24	vs. Green Bay	36	23	312	63.9%	8.7	13.6	2	5.6%	0	0.0%	30	2/14	110.0
12/31	@ Jacksonville	32	19	112	59.4%	3.5	5.9	0	0.0%	1	3.1%	18	6/45	53.1
01/07	vs. Tampa Bay	18	11	94	61.1%	5.2	8.5	0	0.0%	0	0.0%	42	3/26	74.8
<b>TOTALS</b>		<b>527</b>	<b>315</b>	<b>2,877</b>	<b>59.8%</b>	<b>5.5</b>	<b>9.1</b>	<b>11</b>	<b>2.1%</b>	<b>10</b>	<b>1.9%</b>	<b>48</b>	<b>62/477</b>	<b>73.7</b>

# 2023 GXG STATS: RUSHING

## 2023 REGULAR SEASON INDIVIDUAL GAME-BY-GAME STATS

RUSHING:		RAHEEM BLACKSHEAR					ANDY DALTON					JOHNNY HEKKER					CHUBA HUBBARD				
DATE	OPP.	NO.	YDS	AVG	LG	TD	NO.	YDS	AVG	LG	TD	NO.	YDS	AVG	LG	TD	NO.	YDS	AVG	LG	TD
09/10	@ Atlanta	0	0	0.0	--	0	<i>DID NOT PLAY (NON-INJURY)</i>					0	0	0.0	--	0	9	60	6.7	21	0
09/18	vs. New Orleans	<i>ON INACTIVE LIST</i>					0	0	0.0	--	0	0	0	0.0	--	0	2	16	8.0	14	0
09/24	@ Seattle	<i>ON INACTIVE LIST</i>					2	11	5.5	10	0	0	0	0.0	--	0	1	2	2.0	2	0
10/01	vs. Minnesota	<i>ON INACTIVE LIST</i>					<i>DID NOT PLAY (NON-INJURY)</i>					0	0	0.0	--	0	14	41	2.9	7	0
10/08	@ Detroit	<i>ON INACTIVE LIST</i>					1	1	1.0	1	0	0	0	0.0	--	0	9	35	3.9	6	0
10/15	@ Miami	5	18	3.6	9	0	<i>DID NOT PLAY (NON-INJURY)</i>					0	0	0.0	--	0	19	88	4.6	19	1
10/29	vs. Houston	3	5	1.7	6	0	<i>DID NOT PLAY (NON-INJURY)</i>					0	0	0.0	--	0	15	28	1.9	8	0
11/05	vs. Indianapolis	1	0	0.0	--	0	<i>DID NOT PLAY (NON-INJURY)</i>					0	0	0.0	--	0	16	58	3.6	20	0
11/09	@ Chicago	2	7	3.5	4	0	<i>DID NOT PLAY (NON-INJURY)</i>					0	0	0.0	--	0	9	23	2.6	9	0
11/19	vs. Dallas	0	0	0.0	--	0	<i>DID NOT PLAY (NON-INJURY)</i>					0	0	0.0	--	0	10	57	5.7	14	0
11/26	@ Tennessee	<i>ON INACTIVE LIST</i>					<i>DID NOT PLAY (NON-INJURY)</i>					0	0	0.0	--	0	14	45	3.2	15	1
12/03	@ Tampa Bay	1	6	6.0	6	0	<i>DID NOT PLAY (NON-INJURY)</i>					0	0	0.0	--	0	25	104	4.2	17	2
12/10	@ New Orleans	1	4	4.0	4	0	<i>DID NOT PLAY (NON-INJURY)</i>					1	-11	-11.0	-11	0	23	87	3.8	13	0
12/17	vs. Atlanta	0	0	0.0	--	0	<i>DID NOT PLAY (NON-INJURY)</i>					0	0	0.0	--	0	22	87	4.0	22	0
12/24	vs. Green Bay	0	0	0.0	--	0	<i>DID NOT PLAY (NON-INJURY)</i>					0	0	0.0	--	0	16	43	2.7	13	1
12/31	@ Jacksonville	0	0	0.0	--	0	<i>DID NOT PLAY (NON-INJURY)</i>					0	0	0.0	--	0	11	45	4.1	7	0
01/07	vs. Tampa Bay	1	6	6.0	6	0	<i>DID NOT PLAY (NON-INJURY)</i>					0	0	0.0	--	0	23	83	3.6	17	0
<b>TOTALS</b>		<b>14</b>	<b>46</b>	<b>3.3</b>	<b>9</b>	<b>0</b>	<b>3</b>	<b>12</b>	<b>4.0</b>	<b>10</b>	<b>0</b>	<b>1</b>	<b>-11</b>	<b>-11.0</b>	<b>-11</b>	<b>0</b>	<b>238</b>	<b>902</b>	<b>3.8</b>	<b>22</b>	<b>5</b>

RUSHING:		MILES SANDERS					LAVISKA SHENAULT JR.					IHMIR SMITH-MARSETTE					ADAM THIELEN				
DATE	OPP.	NO.	YDS	AVG	LG	TD	NO.	YDS	AVG	LG	TD	NO.	YDS	AVG	LG	TD	NO.	YDS	AVG	LG	TD
09/10	@ Atlanta	18	72	4.0	10	0	2	5	2.5	5	0	0	0	0.0	--	0	0	0	0.0	--	0
09/18	vs. New Orleans	14	43	3.1	13	0	1	7	7.0	7	0	0	0	0.0	--	0	0	0	0.0	--	0
09/24	@ Seattle	9	24	2.7	15	1	2	7	3.5	5	0	0	0	0.0	--	0	0	0	0.0	--	0
10/01	vs. Minnesota	13	19	1.5	6	0	1	7	7.0	7	0	0	0	0.0	--	0	1	6	6.0	6	0
10/08	@ Detroit	7	32	4.6	9	0	5	27	5.4	11	0	0	0	0.0	--	0	0	0	0.0	--	0
10/15	@ Miami	<i>ON INACTIVE LIST</i>					1	2	2.0	2	0	0	0	0.0	--	0	0	0	0.0	--	0
10/29	vs. Houston	2	0	0.0	4	0	<i>ON INACTIVE LIST</i>					0	0	0.0	--	0	0	0	0.0	--	0
11/05	vs. Indianapolis	6	39	6.5	11	0	<i>ON INACTIVE LIST</i>					0	0	0.0	--	0	0	0	0.0	--	0
11/09	@ Chicago	2	-5	-2.5	1	0	<i>INACTIVE</i>					0	0	0.0	--	0	0	0	0.0	--	0
11/19	vs. Dallas	11	50	4.5	15	0	0	0	0.0	--	0	0	0	0.0	--	0	0	0	0.0	--	0
11/26	@ Tennessee	15	28	1.9	15	0	0	0	0.0	--	0	0	0	0.0	--	0	0	0	0.0	--	0
12/03	@ Tampa Bay	8	23	2.9	8	0	<i>INJURED RESERVE</i>					0	0	0.0	--	0	0	0	0.0	--	0
12/10	@ New Orleans	10	74	7.4	48	0	<i>INJURED RESERVE</i>					1	10	10.0	10	0	0	0	0.0	--	0
12/17	vs. Atlanta	6	2	0.3	3	0	<i>INJURED RESERVE</i>					4	31	7.8	15	0	0	0	0.0	--	0
12/24	vs. Green Bay	3	3	1.0	3	0	<i>INJURED RESERVE</i>					2	33	16.5	20t	1	0	0	0.0	--	0
12/31	@ Jacksonville	2	10	5.0	7	0	<i>INJURED RESERVE</i>					1	0	0.0	--	0	0	0	0.0	--	0
01/07	vs. Tampa Bay	3	18	6.0	13	0	<i>INJURED RESERVE</i>					0	0	0.0	--	0	0	0	0.0	--	0
<b>TOTALS</b>		<b>129</b>	<b>432</b>	<b>3.3</b>	<b>48</b>	<b>1</b>	<b>12</b>	<b>55</b>	<b>4.6</b>	<b>11</b>	<b>0</b>	<b>8</b>	<b>74</b>	<b>9.3</b>	<b>20T</b>	<b>1</b>	<b>1</b>	<b>6</b>	<b>6.0</b>	<b>6</b>	<b>0</b>

RUSHING:		BRYCE YOUNG				
DATE	OPP.	NO.	YDS	AVG	LG	TD
09/10	@ Atlanta	3	17	5.7	16	0
09/18	vs. New Orleans	2	34	17.0	26	0
09/24	@ Seattle	<i>ON INACTIVE LIST</i>				
10/01	vs. Minnesota	2	10	5.0	6	0
10/08	@ Detroit	1	4	4.0	4	0
10/15	@ Miami	0	0	0.0	--	0
10/29	vs. Houston	4	11	2.8	7	0
11/05	vs. Indianapolis	5	41	8.2	13	0
11/09	@ Chicago	3	18	6.0	8	0
11/19	vs. Dallas	2	3	1.5	4	0
11/26	@ Tennessee	3	23	7.7	11	0
12/03	@ Tampa Bay	0	0	0.0	--	0
12/10	@ New Orleans	3	40	13.3	21	0
12/17	vs. Atlanta	4	9	2.3	12	0
12/24	vs. Green Bay	4	17	4.3	9	0
12/31	@ Jacksonville	1	2	2.0	2	0
01/07	vs. Tampa Bay	2	24	12.0	20	0
<b>TOTALS</b>		<b>39</b>	<b>253</b>	<b>6.5</b>	<b>26</b>	<b>0</b>

# 2023 GXG STATS: RECEIVING

## 2023 REGULAR SEASON INDIVIDUAL GAME-BY-GAME STATS

RECEIVING:		RAHEEM BLACKSHEAR					DJ CHARK JR.					CHUBA HUBBARD				
DATE	OPP.	NO.	YDS	AVG	LG	TD	NO.	YDS	AVG	LG	TD	NO.	YDS	AVG	LG	TD
09/10	@ Atlanta	0	0	0.0	--	0	<i>ON INACTIVE LIST</i>					2	9	4.5	7	0
09/18	vs. New Orleans	<i>ON INACTIVE LIST</i>					1	15	15.0	15	0	5	34	6.8	11	0
09/24	@ Seattle	<i>ON INACTIVE LIST</i>					4	86	21.5	47t	1	2	2	1.0	1	0
10/01	vs. Minnesota	<i>ON INACTIVE LIST</i>					2	28	14.0	18	0	2	12	6.0	12	0
10/08	@ Detroit	<i>ON INACTIVE LIST</i>					3	42	14.0	18t	1	1	0	0.0	--	0
10/15	@ Miami	1	4	4.0	4	0	3	26	8.7	24	0	1	2	2.0	2	0
10/29	vs. Houston	2	26	13.0	19	0	2	23	11.5	20	0	2	26	13.0	14	0
11/05	vs. Indianapolis	1	5	5.0	5	0	2	9	4.5	5t	1	4	9	2.3	4	0
11/09	@ Chicago	1	6	6.0	6	0	<i>INACTIVE</i>					2	16	8.0	10	0
11/19	vs. Dallas	0	0	0.0	--	0	0	0	0.0	--	0	2	8	4.0	6	0
11/26	@ Tennessee	<i>ON INACTIVE LIST</i>					3	34	11.3	19	0	5	47	9.4	25	0
12/03	@ Tampa Bay	0	0	0.0	--	0	3	56	18.7	30	0	0	0	0.0	--	0
12/10	@ New Orleans	1	4	4.0	4	0	2	26	13.0	18	0	2	9	4.5	6	0
12/17	vs. Atlanta	0	0	0.0	--	0	1	18	18.0	18	0	2	16	8.0	10	0
12/24	vs. Green Bay	0	0	0.0	--	0	6	98	16.3	22	2	1	8	8.0	8	0
12/31	@ Jacksonville	0	0	0.0	--	0	1	18	18.0	18	0	4	26	6.5	8	0
01/07	vs. Tampa Bay	0	0	0.0	--	0	2	46	23.0	42	0	2	9	4.5	8	0
<b>TOTALS</b>		<b>6</b>	<b>45</b>	<b>7.5</b>	<b>19</b>	<b>0</b>	<b>35</b>	<b>525</b>	<b>15.0</b>	<b>47T</b>	<b>5</b>	<b>39</b>	<b>233</b>	<b>6.0</b>	<b>25</b>	<b>0</b>

RECEIVING:		HAYDEN HURST					TERRACE MARSHALL JR.					JONATHAN MINGO				
DATE	OPP.	NO.	YDS	AVG	LG	TD	NO.	YDS	AVG	LG	TD	NO.	YDS	AVG	LG	TD
09/10	@ Atlanta	5	41	8.2	14	1	2	23	11.5	12	0	2	17	8.5	9	0
09/18	vs. New Orleans	3	20	6.7	9	0	0	0	0.0	--	0	3	26	8.7	22	0
09/24	@ Seattle	1	11	11.0	11	0	5	35	7.0	10	0	3	21	7.0	9	0
10/01	vs. Minnesota	1	7	7.0	7	0	9	56	6.2	14	0	<i>ON INACTIVE LIST</i>				
10/08	@ Detroit	3	21	7.0	9	0	<i>DID NOT PLAY (NON-INJURY)</i>					5	48	9.6	13	0
10/15	@ Miami	1	16	16.0	16	0	0	0	0.0	--	0	2	21	10.5	11	0
10/29	vs. Houston	0	0	0.0	--	0	1	9	9.0	9	0	4	62	15.5	40	0
11/05	vs. Indianapolis	2	54	27.0	48	0	0	0	0.0	--	0	1	5	5.0	5	0
11/09	@ Chicago	2	14	7.0	7	0	1	11	11.0	11	0	3	20	6.7	10	0
11/19	vs. Dallas	<i>ON INACTIVE LIST</i>					<i>ON INACTIVE LIST</i>					1	6	6.0	6	0
11/26	@ Tennessee	<i>ON INACTIVE LIST</i>					<i>ON INACTIVE LIST</i>					4	60	15.0	24	0
12/03	@ Tampa Bay	<i>ON INACTIVE LIST</i>					<i>ON INACTIVE LIST</i>					6	69	11.5	31	0
12/10	@ New Orleans	<i>ON INACTIVE LIST</i>					<i>ON INACTIVE LIST</i>					2	22	11.0	13	0
12/17	vs. Atlanta	<i>INJURED RESERVE</i>					<i>ON INACTIVE LIST</i>					4	32	8.0	20	0
12/24	vs. Green Bay	<i>INJURED RESERVE</i>					<i>ON INACTIVE LIST</i>					1	9	9.0	9	0
12/31	@ Jacksonville	<i>INJURED RESERVE</i>					<i>ON INACTIVE LIST</i>					2	0	0.0	4	0
01/07	vs. Tampa Bay	<i>INJURED RESERVE</i>					1	5	5.0	5	0	<i>INJURED RESERVE</i>				
<b>TOTALS</b>		<b>18</b>	<b>184</b>	<b>10.2</b>	<b>48</b>	<b>1</b>	<b>19</b>	<b>139</b>	<b>7.3</b>	<b>14</b>	<b>0</b>	<b>43</b>	<b>418</b>	<b>9.7</b>	<b>40</b>	<b>0</b>

RECEIVING:		GIOVANNI RICCI					MILES SANDERS					LAVISKA SHENAU JR.				
DATE	OPP.	NO.	YDS	AVG	LG	TD	NO.	YDS	AVG	LG	TD	NO.	YDS	AVG	LG	TD
09/10	@ Atlanta	1	2	2.0	2	0	4	26	6.5	11	0	2	16	8.0	14	0
09/18	vs. New Orleans	0	0	0.0	--	0	3	4	1.3	7	0	0	0	0.0	--	0
09/24	@ Seattle	0	0	0.0	--	0	5	38	7.6	14	0	1	0	0.0	--	0
10/01	vs. Minnesota	0	0	0.0	--	0	3	13	4.3	8	0	1	12	12.0	12	0
10/08	@ Detroit	0	0	0.0	--	0	0	0	0.0	--	0	0	0	0.0	--	0
10/15	@ Miami	<i>ON INACTIVE LIST</i>					<i>ON INACTIVE LIST</i>					3	15	5.0	8	0
10/29	vs. Houston	<i>INJURED RESERVE</i>					0	0	0.0	--	0	<i>ON INACTIVE LIST</i>				
11/05	vs. Indianapolis	<i>INJURED RESERVE</i>					3	22	7.3	11	0	<i>ON INACTIVE LIST</i>				
11/09	@ Chicago	<i>INJURED RESERVE</i>					2	15	7.5	13	0	<i>INACTIVE</i>				
11/19	vs. Dallas	<i>INJURED RESERVE</i>					1	2	2.0	2	0	2	9	4.5	5	0
11/26	@ Tennessee	<i>INJURED RESERVE</i>					0	0	0.0	--	0	1	8	8.0	8	0
12/03	@ Tampa Bay	<i>INJURED RESERVE</i>					1	6	6.0	6	0	<i>INJURED RESERVE</i>				
12/10	@ New Orleans	<i>INJURED RESERVE</i>					0	0	0.0	--	0	<i>INJURED RESERVE</i>				
12/17	vs. Atlanta	<i>INJURED RESERVE</i>					2	11	5.5	7	0	<i>INJURED RESERVE</i>				
12/24	vs. Green Bay	<i>INJURED RESERVE</i>					1	5	5.0	5	0	<i>INJURED RESERVE</i>				
12/31	@ Jacksonville	<i>INJURED RESERVE</i>					2	12	6.0	7	0	<i>INJURED RESERVE</i>				
01/07	vs. Tampa Bay	<i>INJURED RESERVE</i>					0	0	0.0	--	0	<i>INJURED RESERVE</i>				
<b>TOTALS</b>		<b>1</b>	<b>2</b>	<b>2.0</b>	<b>2</b>	<b>0</b>	<b>27</b>	<b>154</b>	<b>5.7</b>	<b>14</b>	<b>0</b>	<b>10</b>	<b>60</b>	<b>6.0</b>	<b>14</b>	<b>0</b>

# 2023 GXG STATS: RECEIVING

RECEIVING:		IHMIR SMITH-MARSETTE					MIKE STRACHAN					STEPHEN SULLIVAN				
DATE	OPP.	NO.	YDS	AVG	LG	TD	NO.	YDS	AVG	LG	TD	NO.	YDS	AVG	LG	TD
09/10	@ Atlanta	0	0	0.0	--	0										
09/18	vs. New Orleans	0	0	0.0	--	0										
09/24	@ Seattle	0	0	0.0	--	0										
10/01	vs. Minnesota	0	0	0.0	--	0										
10/08	@ Detroit	0	0	0.0	--	0										
10/15	@ Miami	0	0	0.0	--	0						0	0	0.0	--	0
10/29	vs. Houston	0	0	0.0	--	0						1	13	13.0	13	0
11/05	vs. Indianapolis	0	0	0.0	--	0						4	28	7.0	9	0
11/09	@ Chicago	0	0	0.0	--	0	1	45	45.0	45	0					
11/19	vs. Dallas	0	0	0.0	--	0						1	20	20.0	20	0
11/26	@ Tennessee	1	14	14.0	14	0						1	13	13.0	13	0
12/03	@ Tampa Bay	0	0	0.0	--	0	0	0	0.0	--	0	1	16	16.0	16	0
12/10	@ New Orleans	0	0	0.0	--	0	0	0	0.0	--	0	0	0	0.0	--	0
12/17	vs. Atlanta	2	1	0.5	8	0						1	14	14.0	14	0
12/24	vs. Green Bay	1	18	18.0	18	0						3	21	7.0	9	0
12/31	@ Jacksonville	3	12	4.0	9	0						0	0	0.0	--	0
01/07	vs. Tampa Bay	1	6	6.0	6	0						0	0	0.0	--	0
<b>TOTALS</b>		<b>8</b>	<b>51</b>	<b>6.4</b>	<b>18</b>	<b>0</b>	<b>1</b>	<b>45</b>	<b>45.0</b>	<b>45</b>	<b>0</b>	<b>12</b>	<b>125</b>	<b>10.4</b>	<b>20</b>	<b>0</b>

RECEIVING:		ADAM THIELEN					IAN THOMAS					TOMMY TREMBLE				
DATE	OPP.	NO.	YDS	AVG	LG	TD	NO.	YDS	AVG	LG	TD	NO.	YDS	AVG	LG	TD
09/10	@ Atlanta	2	12	6.0	9	0	0	0	0.0	--	0	0	0	0.0	--	0
09/18	vs. New Orleans	7	54	7.7	15	1	0	0	0.0	--	0	0	0	0.0	--	0
09/24	@ Seattle	11	145	13.2	25	1	1	8	8.0	8	0	1	15	15.0	15	0
10/01	vs. Minnesota	7	76	10.9	22	0	0	0	0.0	--	0	0	0	0.0	--	0
10/08	@ Detroit	11	107	9.7	30	1	1	28	28.0	28	0	1	1	1.0	1t	1
10/15	@ Miami	11	115	10.5	27	1						2	25	12.5	21	0
10/29	vs. Houston	8	72	9.0	31	0						2	4	2.0	3	1
11/05	vs. Indianapolis	5	29	5.8	7	0						2	12	6.0	11	0
11/09	@ Chicago	6	42	7.0	14	0						3	16	5.3	11	0
11/19	vs. Dallas	8	74	9.3	16	0	0	0	0.0	--	0	1	4	4.0	4t	1
11/26	@ Tennessee	1	2	2.0	2	0	1	9	9.0	9	0	1	7	7.0	7	0
12/03	@ Tampa Bay	3	25	8.3	12	0	1	6	6.0	6	0					
12/10	@ New Orleans	5	74	14.8	32	0	0	0	0.0	--	0	1	2	2.0	2	0
12/17	vs. Atlanta	4	43	10.8	16	0						2	32	16.0	19	0
12/24	vs. Green Bay	6	94	15.7	22	0	0	0	0.0	--	0	4	59	14.8	30	0
12/31	@ Jacksonville	6	38	6.3	14	0	0	0	0.0	--	0	1	6	6.0	6	0
01/07	vs. Tampa Bay	2	12	6.0	8	0	1	5	5.0	5	0	2	11	5.5	7	0
<b>TOTALS</b>		<b>103</b>	<b>1,014</b>	<b>9.8</b>	<b>32</b>	<b>4</b>	<b>5</b>	<b>56</b>	<b>11.2</b>	<b>28</b>	<b>0</b>	<b>23</b>	<b>194</b>	<b>8.4</b>	<b>30</b>	<b>3</b>

# 2023 GXG STATS: PUNT RETURNS

2023 REGULAR SEASON INDIVIDUAL GAME-BY-GAME STATS							
PUNT RETURNS:		IHMIR SMITH-MARSETTE					
DATE	OPP.	NO.	YDS	AVG	LG	FG	TD
09/10	@ Atlanta	3	14	4.7	13	1	0
09/18	vs. New Orleans	2	15	7.5	12	1	0
09/24	@ Seattle	2	-3	-1.5	0	0	0
10/01	vs. Minnesota	3	35	11.7	15	0	0
10/08	@ Detroit	1	3	3.0	3	1	0
10/15	@ Miami	2	21	10.5	11	1	0
10/29	vs. Houston	3	12	4.0	5	3	0
11/05	vs. Indianapolis	3	32	10.7	24	2	0
11/09	@ Chicago	3	79	26.3	79t	1	1
11/19	vs. Dallas	1	14	14.0	14	1	0
11/26	@ Tennessee	2	9	4.5	6	2	0
12/03	@ Tampa Bay	4	30	7.5	23	2	0
12/10	@ New Orleans	2	1	0.5	1	2	0
12/17	vs. Atlanta	1	0	0.0	0	2	0
12/24	vs. Green Bay	0	0	0.0	0	1	0
12/31	@ Jacksonville	2	9	4.5	8	0	0
01/07	vs. Tampa Bay	3	51	17.0	29	0	0
<b>TOTALS</b>		<b>37</b>	<b>322</b>	<b>8.7</b>	<b>79T</b>	<b>20</b>	<b>1</b>

# 2023 GXG STATS: KICKOFF RETURNS

2023 REGULAR SEASON INDIVIDUAL GAME-BY-GAME STATS																				
KICKOFF RETURNS:		RAHEEM BLACKSHEAR					D'SHAWN JAMISON					LAVISKA SHENAULT JR.								
DATE	OPP.	NO.	YDS	AVG	LG	FC	TD	NO.	YDS	AVG	LG	FC	TD	NO.	YDS	AVG	LG	FC	TD	
09/10	@ Atlanta	0	0	0.0	0	0	0	ON INACTIVE LIST					0	0	0.0	0	0	0	0	
09/18	vs. New Orleans	ON INACTIVE LIST					0	0	0.0	0	0	0	0	0	0	0.0	0	0	0	0
09/24	@ Seattle	ON INACTIVE LIST					0	0	0.0	0	0	0	0	1	37	37.0	37	0	0	
10/01	vs. Minnesota	ON INACTIVE LIST					0	0	0.0	0	0	0	0	1	24	24.0	24	0	0	
10/08	@ Detroit	ON INACTIVE LIST					0	0	0.0	0	0	0	0	3	75	25.0	30	0	0	
10/15	@ Miami	1	31	31.0	31	0	0	0	0	0.0	0	0	0	0	0	0.0	0	0	0	
10/29	vs. Houston	3	107	35.7	52	0	0	0	0	0.0	0	0	0	ON INACTIVE LIST						
11/05	vs. Indianapolis	1	46	46.0	46	0	0	0	0	0.0	0	0	0	ON INACTIVE LIST						
11/09	@ Chicago	1	27	27.0	27	0	0	0	0	0.0	0	0	0	INACTIVE						
11/19	vs. Dallas	1	29	29.0	29	0	0	0	0	0.0	0	0	0	0	0	0.0	0	0	0	
11/26	@ Tennessee	ON INACTIVE LIST					2	40	20.0	22	0	0	0	1	31	31.0	31	0	0	
12/03	@ Tampa Bay	0	0	0.0	0	0	0	0	0	0.0	0	0	0	INJURED RESERVE						
12/10	@ New Orleans	2	37	18.5	24	0	0	0	0	0.0	0	0	0	INJURED RESERVE						
12/17	vs. Atlanta	0	0	0.0	0	0	0	ON INACTIVE LIST					INJURED RESERVE							
12/24	vs. Green Bay	5	114	22.8	30	0	0	0	0	0.0	0	0	0	INJURED RESERVE						
12/31	@ Jacksonville	0	0	0.0	0	0	0	0	0	0.0	0	0	0	INJURED RESERVE						
01/07	vs. Tampa Bay	2	39	19.5	21	0	0	0	0	0.0	0	0	0	INJURED RESERVE						
<b>TOTALS</b>		<b>16</b>	<b>430</b>	<b>26.9</b>	<b>52</b>	<b>0</b>	<b>0</b>	<b>2</b>	<b>40</b>	<b>20.0</b>	<b>22</b>	<b>0</b>	<b>0</b>	<b>6</b>	<b>167</b>	<b>27.8</b>	<b>37</b>	<b>0</b>	<b>0</b>	

# 2023 GXG STATS: PUNTING

2023 REGULAR SEASON INDIVIDUAL GAME-BY-GAME STATS									
PUNTING:		JOHNNY HEKKER							
DATE	OPP.	NO.	YDS	AVG	TB	IN 20	LG	NET	BLK
09/10	@ Atlanta	5	266	53.2	0	1	69	52.4	0
09/18	vs. New Orleans	5	239	47.8	0	2	54	44.6	0
09/24	@ Seattle	5	246	49.2	0	3	58	41.0	0
10/01	vs. Minnesota	5	229	45.8	1	2	59	40.0	0
10/08	@ Detroit	3	114	38.0	0	1	45	38.0	0
10/15	@ Miami	4	189	47.3	0	1	55	47.3	0
10/29	vs. Houston	4	203	50.8	0	1	63	44.5	0
11/05	vs. Indianapolis	4	174	43.5	0	2	50	40.8	0
11/09	@ Chicago	6	272	45.3	0	3	55	43.3	0
11/19	vs. Dallas	5	242	48.4	1	1	61	44.4	0
11/26	@ Tennessee	6	282	47.0	1	2	58	41.0	0
12/03	@ Tampa Bay	8	367	45.9	0	1	57	43.3	0
12/10	@ New Orleans	2	86	43.0	0	0	49	31.5	0
12/17	vs. Atlanta	5	235	47.0	1	2	53	41.2	0
12/24	vs. Green Bay	3	151	50.3	0	1	56	48.3	0
12/31	@ Jacksonville	6	297	49.5	1	1	52	43.3	0
01/07	vs. Tampa Bay	6	246	41.0	0	1	44	41.0	0
<b>TOTALS</b>		<b>82</b>	<b>3,838</b>	<b>46.8</b>	<b>5</b>	<b>25</b>	<b>69</b>	<b>43.0</b>	<b>0</b>



# 2023 GXG STATS: FIELD GOALS

2023 REGULAR SEASON INDIVIDUAL GAME-BY-GAME STATS											
FIELD GOALS:		EDDY PIÑEIRO									
DATE	OPP.	0-19	20-29	30-39	40-49	50+	TOTAL	FGM	FGA	PCT	LG
09/10	@ Atlanta	0/0	0/0	0/0	1/1	0/0	1/1	1	1	100.0%	43
09/18	vs. New Orleans	0/0	0/0	1/1	0/0	2/2	3/3	3	3	100.0%	54
09/24	@ Seattle	0/0	0/0	0/0	2/2	0/1	2/3	2	3	66.7%	47
10/01	vs. Minnesota	0/0	1/1	0/0	0/0	1/1	2/2	2	2	100.0%	56
10/08	@ Detroit	0/0	0/0	1/1	0/0	0/0	1/1	1	1	100.0%	33
10/15	@ Miami	0/0	0/0	0/0	0/1	0/0	0/1	0	1	0.0%	0
10/29	vs. Houston	0/0	1/1	1/1	1/1	0/0	3/3	3	3	100.0%	46
11/05	vs. Indianapolis	0/0	0/0	1/1	1/1	0/0	2/2	2	2	100.0%	49
11/09	@ Chicago	0/0	0/0	2/2	0/0	0/1	2/3	2	3	66.7%	39
11/19	vs. Dallas	0/0	0/0	0/0	1/1	0/0	1/1	1	1	100.0%	42
11/26	@ Tennessee	0/0	0/0	0/0	0/0	1/1	1/1	1	1	100.0%	50
12/03	@ Tampa Bay	0/0	1/1	0/0	0/0	0/0	1/1	1	1	100.0%	23
12/10	@ New Orleans	0/0	1/1	0/0	1/2	0/0	2/3	2	3	66.7%	47
12/17	vs. Atlanta	0/0	2/2	1/1	0/0	0/0	3/3	3	3	100.0%	34
12/24	vs. Green Bay	0/0	0/0	0/0	0/0	1/1	1/1	1	1	100.0%	52
12/31	@ Jacksonville	<i>DID NOT PLAY (NON-INJURY)</i>									
01/07	vs. Tampa Bay	<i>ON INACTIVE LIST</i>									
<b>TOTALS</b>		<b>0/0</b>	<b>6/6</b>	<b>7/7</b>	<b>7/9</b>	<b>5/7</b>	<b>25/29</b>	<b>25</b>	<b>29</b>	<b>86.2%</b>	<b>56</b>

# 2023 GAME SUMMARIES



## WEEK 1

Carolina Panthers 10, Atlanta Falcons 24  
69,597 Mercedes-Benz Stadium Sep 10, 2023



Carolina Panthers .....	0	7	3	0	—	10
Atlanta Falcons .....	0	7	3	14	—	24

### SCORING DRIVES

TEAM	QTR	TIME	SCORING PLAY	CAR	ATL
Falcons	2	14:54	B.Robinson 11 yd. pass from D.Ridder (Y.Koo kick) (3-17, 1:07)	0	7
Panthers	2	05:09	H.Hurst 4 yd. pass from B.Young (E.Pineiro kick) (12-75, 7:18)	7	7
Panthers	3	10:46	E.Pineiro 43 yd. Field Goal (9-50, 4:14)	10	7
Falcons	3	04:52	Y.Koo 49 yd. Field Goal (4-5, 1:46)	10	10
Falcons	4	14:12	T.Allgeier 3 yd. run (Y.Koo kick) (7-61, 3:12)	10	17
Falcons	4	04:48	T.Allgeier 3 yd. run (Y.Koo kick) (6-56, 2:21)	10	24

ATLANTA FALCONS	
OFFENSE	DEFENSE
WR 5 D. London	OLB 48 B. Dupree
TE 85 M. Pruitt	DL 93 C. Campbell
TE 8 K. Pitts	DL 97 G. Jarrett
LT 70 J. Matthews	DL 90 D. Onyemata
LG 65 M. Bergeron	ILB 55 K. Ellis
C 67 D. Dalman	ILB 44 T. Andersen
RG 63 C. Lindstrom	CB 24 A. Terrell Jr.
RT 76 K. McGary	CB 20 D. Alford
QB 9 D. Ridder	S 3 J. Bates III
RB 7 B. Robinson	S 27 R. Grant
	CB 33 T. Flowers

CAROLINA PANTHERS	
OFFENSE	DEFENSE
LT 79 I. Ekwonu	DT 99 S. Tuttle
LG 70 B. Christensen	DE 95 D. Brown
C 56 B. Bozeman	OLB 0 B. Burns
RG 62 C. Zavala	OLB 50 J. Houston
RT 72 T. Moton	LB 49 F. Luvu
TE 81 H. Hurst	LB 54 S. Thompson
WR 19 A. Thielen	CB 26 D. Jackson
WR 88 T. Marshall Jr.	CB 8 J. Horn
WR 15 J. Mingo	S 25 X. Woods
QB 9 B. Young	S 24 V. Bell
RB 6 M. Sanders	NCB 21 J. Chinn

### CAROLINA PANTHERS

PASSING	ATT	CP	YDS	SK/YD	TD	LG	INT	RTG
Bryce Young	38	20	146	2/19	1	14	2	48.8
TOTAL	38	20	146	2/19	1	14	2	48.8

RUSHING	ATT	YDS	AVG	LG	TD
Miles Sanders	18	72	4.0	10	0
Chuba Hubbard	9	60	6.7	21	0
Bryce Young	3	17	5.7	16	0
Laviska Shenault Jr.	2	5	2.5	5	0
TOTAL	32	154	4.8	21	0

RECEIVING	NO	YDS	AVG	LG	TD
Hayden Hurst	5	41	8.2	14	1
Miles Sanders	4	26	6.5	11	0
Terrace Marshall Jr.	2	23	11.5	12	0
Jonathan Mingo	2	17	8.5	9	0
Laviska Shenault Jr.	2	16	8.0	14	0
Adam Thielen	2	12	6.0	9	0
Chuba Hubbard	2	9	4.5	7	0
Giovanni Ricci	1	2	2.0	2	0
TOTAL	20	146	7.3	14	1

TOP DEFENSE	TOT	SOLO	AST	SCK	YDS	INT
Derrick Brown	8	8	0	1.0	13.0	0
Brian Burns	7	5	2	2.0	11.0	0
Jeremy Chinn	7	3	4	0.0	0.0	0

FIELD GOALS	FGM/FGA	PERCENT	RESULTS
Eddy Piñeiro	1-1	100.0	43G
TOTAL	1-1	100.0	

### ATLANTA FALCONS

PASSING	ATT	CP	YDS	SK/YD	TD	LG	INT	RTG
Desmond Ridder	18	15	115	4/24	1	34	0	111.8
TOTAL	18	15	115	4/24	1	34	0	111.8

RUSHING	ATT	YDS	AVG	LG	TD
Tyler Allgeier	15	75	5.0	22	2
Bijan Robinson	10	56	5.6	21	0
Desmond Ridder	1	-1	-1.0	-1	0
TOTAL	26	130	5.0	22	2

RECEIVING	NO	YDS	AVG	LG	TD
Bijan Robinson	6	27	4.5	17	1
Mack Hollins	3	31	10.3	11	0
Tyler Allgeier	3	19	6.3	12	0
Kyle Pitts	2	44	22.0	34	0
Desmond Ridder	1	-6	-6.0	-6	0
TOTAL	15	115	7.7	34	1

TOP DEFENSE	TOT	SOLO	AST	SCK	YDS	INT
Jessie Bates III	10	5	5	0.0	0.0	2
Troy Andersen	10	3	7	0.5	3.5	0
Kaden Ellis	9	6	3	0.0	0.0	0

FIELD GOALS	FGM/FGA	PERCENT	RESULTS
Younghoe Koo	1-1	100.0	49G
TOTAL	1-1	100.0	

### Team Statistics

	Panthers	Falcons
First Downs	20	13
3rd-Down Eff. (Made/Att/Pct)	5/14/36%	2/10/20%
4th-Down Eff. (Made/Att/Pct)	0/2/0%	0/0/0%
Total Net Yards	281	221
Total Plays	72	48
Yards Per Play	3.9	4.6
Rushes/Net Yards	32/154	26/130
Net Passing	127	91
Pass Attempts/Completions	38/20	18/15
Had Intercepted	2	0
Sacked/Yards Lost	2/19	4/24
Punts/Average	5/53.2	7/48.1
Penalties/Yards	9/66	6/43
Fumbles/Lost	2/1	1/0
Possession Time	34:41	25:19

# 2023 GAME SUMMARIES



## WEEK 2

New Orleans Saints 20, Carolina Panthers 17  
 72,709 Bank of America Stadium Sep 18, 2023



New Orleans Saints	3	3	7	7	—	20
Carolina Panthers	3	0	3	11	—	17

### SCORING DRIVES

TEAM	QTR	TIME	SCORING PLAY	NO	CAR
Panthers	1	07:04	E.Pineiro 52 yd. Field Goal (9-31, 4:53)	0	3
Saints	1	00:36	B.Grupe 28 yd. Field Goal (15-65, 6:28)	3	3
Saints	2	09:52	B.Grupe 23 yd. Field Goal (12-51, 4:23)	6	3
Panthers	3	09:10	E.Pineiro 54 yd. Field Goal (4-5, 1:15)	6	6
Saints	3	02:56	T.Jones 2 yd. run (B.Grupe kick) (10-75, 6:14)	13	6
Panthers	4	05:30	E.Pineiro 36 yd. Field Goal (11-62, 7:17)	13	9
Saints	4	03:14	T.Jones 2 yd. run (B.Grupe kick) (6-79, 2:16)	20	9
Panthers	4	01:16	A.Thielen 3 yd. pass from B.Young (B.Young-A.Thielen pass) (11-75, 1:58)	20	17

### NEW ORLEANS SAINTS

OFFENSE		DEFENSE	
WR	13 M. Thomas	DT	99 K. Saunders
TE	83 J. Johnson	DT	93 N. Shepherd
TE	87 F. Moreau	SS	32 T. Mathieu
C	78 E. McCoy	SS	6 M. Maye
C	51 C. Ruiz		
QB	4 D. Carr		
QB	7 T. Hill		
RB	21 J. Williams		

### CAROLINA PANTHERS

OFFENSE		DEFENSE	
LT	79 I. Ekwonu	DT	99 S. Tuttle
LG	62 C. Zavala	DE	95 D. Brown
C	56 B. Bozeman	OLB	50 J. Houston
RG	64 C. Mays	OLB	0 B. Burns
RT	72 T. Moton	LB	49 F. Luvu
TE	81 H. Hurst	LB	54 S. Thompson
TE	80 I. Thomas	CB	26 D. Jackson
WR	19 A. Thielen	CB	23 C. Henderson
WR	15 J. Mingo	S	25 X. Woods
OB	9 B. Young	S	24 V. Bell
RB	6 M. Sanders	NCB	21 J. Chinn

### NEW ORLEANS SAINTS

PASSING	ATT	CP	YDS	SK/YD	TD	LG	INT	RTG
Derek Carr	36	21	228	4/29	0	45	1	65.5
Taysom Hill	1	1	8	0/0	0	8	0	100.0
TOTAL	37	22	236	4/29	0	45	1	66.9

RUSHING	ATT	YDS	AVG	LG	TD
Taysom Hill	9	75	8.3	19	0
Tony Jones Jr.	12	34	2.8	6	2
Jamaal Williams	9	29	3.2	7	0
Derek Carr	3	-4	-1.3	-1	0
TOTAL	33	134	4.1	19	2

RECEIVING	NO	YDS	AVG	LG	TD
Michael Thomas	7	55	7.9	19	0
Chris Olave	6	86	14.3	42	0
Rashid Shaheed	4	63	15.8	45	0
Foster Moreau	2	20	10.0	14	0
Juwon Johnson	2	13	6.5	8	0
Taysom Hill	1	-1	-1.0	-1	0
TOTAL	22	236	10.7	45	0

TOP DEFENSE	TOT	SOLO	AST	SCK	YDS	INT
Marcus Maye	7	6	1	1.0	0.0	0
Demario Davis	7	4	3	1.0	5.0	0
Pete Werner	7	3	4	0.0	0.0	0

FIELD GOALS	FGM/FGA	PERCENT	RESULTS
Blake Grupe	2-2	100.0	28G, 23G
TOTAL	2-2	100.0	

### CAROLINA PANTHERS

PASSING	ATT	CP	YDS	SK/YD	TD	LG	INT	RTG
Bryce Young	33	22	153	4/14	1	22	0	87.1
TOTAL	33	22	153	4/14	1	22	0	87.1

RUSHING	ATT	YDS	AVG	LG	TD
Miles Sanders	14	43	3.1	13	0
Bryce Young	2	34	17.0	26	0
Chuba Hubbard	2	16	8.0	14	0
Laviska Shenault Jr.	1	7	7.0	7	0
TOTAL	19	100	5.3	26	0

RECEIVING	NO	YDS	AVG	LG	TD
Adam Thielen	7	54	7.7	15	1
Chuba Hubbard	5	34	6.8	11	0
Jonathan Mingo	3	26	8.7	22	0
Hayden Hurst	3	20	6.7	9	0
Miles Sanders	3	4	1.3	7	0
DJ Chark Jr.	1	15	15.0	15	0
TOTAL	22	153	7.0	22	1

TOP DEFENSE	TOT	SOLO	AST	SCK	YDS	INT
Frankie Luvu	9	4	5	2.0	15.0	0
Xavier Woods	8	4	4	0.0	0.0	0
CJ Henderson	7	6	1	0.0	0.0	0

FIELD GOALS	FGM/FGA	PERCENT	RESULTS
Eddy Piñeiro	3-3	100.0	52G, 54G, 36G
TOTAL	3-3	100.0	

### Team Statistics

	Saints	Panthers
First Downs	23	14
3rd-Down Eff. (Made/Att/Pct)	7/16/44%	4/14/29%
4th-Down Eff. (Made/Att/Pct)	0/0/0%	1/1/100%
Total Net Yards	341	239
Total Plays	74	56
Yards Per Play	4.6	4.3
Rushes/Net Yards	33/134	19/100
Net Passing	207	139
Pass Attempts/Completions	37/22	33/22
Had Intercepted	1	0
Sacked/Yards Lost	4/29	4/14
Punts/Average	5/42.0	5/47.8
Penalties/Yards	3/32	6/35
Fumbles/Lost	0/0	1/1
Possession Time	32:49	27:11

# 2023 GAME SUMMARIES



## WEEK 3

Carolina Panthers 27, Seattle Seahawks 37  
68,699 Lumen Field Sep 24, 2023



Carolina Panthers .....	3	10	0	14	—	27
Seattle Seahawks .....	3	9	10	15	—	37

### SCORING DRIVES

TEAM	QTR	TIME	SCORING PLAY	CAR	SEA
Panthers	1	07:47	E.Pineiro 47 yd. Field Goal (11-50, 5:38)	3	0
Seahawks	1	03:33	J.Myers 43 yd. Field Goal (10-50, 4:14)	3	3
Seahawks	2	12:07	J.Myers 35 yd. Field Goal (8-64, 4:03)	3	6
Seahawks	2	08:45	J.Myers 33 yd. Field Goal (6-46, 2:00)	3	9
Panthers	2	04:54	D.Chark 47 yd. pass from A.Dalton (E.Pineiro kick) (8-75, 3:51)	10	9
Panthers	2	02:39	E.Pineiro 44 yd. Field Goal (4-2, 1:37)	13	9
Seahawks	2	00:44	J.Myers 37 yd. Field Goal (11-54, 1:55)	13	12
Seahawks	3	09:45	J.Myers 39 yd. Field Goal (9-55, 4:08)	13	15
Seahawks	3	03:52	K.Walker 1 yd. run (J.Myers kick) (8-55, 4:17)	13	22
Panthers	4	14:55	M.Sanders 1 yd. run (E.Pineiro kick) (9-75, 3:57)	20	22
Seahawks	4	11:40	K.Walker 7 yd. run (J.Myers kick) (6-69, 3:15)	20	29
Seahawks	4	04:17	J.Bobo 5 yd. pass from G.Smith (G.Smith-T.Lockett pass) (5-27, 0:30)	20	37
Panthers	4	01:40	A.Thielen 15 yd. pass from A.Dalton (E.Pineiro kick) (11-75, 2:37)	27	37

### SEATTLE SEAHAWKS

OFFENSE		DEFENSE	
WR 14	D. Metcalf	OLB 10	U. Nwosu
LT 78	S. Forsythe	NT 90	J. Reed
LG 68	D. Lewis	DE 55	D. Jones
C 63	E. Brown	OLB 53	B. Mafe
RG 75	A. Bradford	ILB 54	B. Wagner
RT 74	J. Curhan	ILB 56	J. Brooks
TE 84	C. Parkinson	ILB 0	D. Bush
TE 87	N. Fant	LCB 21	D. Witherspoon
WR 16	T. Lockett	RCB 22	T. Brown
QB 7	G. Smith	S 20	J. Love
RB 9	K. Walker III	S 6	Q. Diggs

CAROLINA PANTHERS		DEFENSE	
LT 79	I. Ekwonu	DT 99	S. Tuttle
LG 62	C. Zavaala	DE 95	D. Brown
C 56	B. Bozeman	DE 50	J. Houston
RG 76	C. Throckmorton	OLB 50	B. Burns
RT 72	T. Moton	LB 49	F. Luvu
TE 80	I. Thomas	LB 40	D. Jones
TE 82	T. Tremble	CB 26	D. Jackson
WR 19	A. Thielen	CB 23	C. Henderson
WR 15	J. Mingo	S 25	X. Woods
QB 14	A. Dalton	S 24	V. Bell
RB 6	M. Sanders	NCB 21	J. Chimm

### CAROLINA PANTHERS

PASSING	ATT	CP	YDS	SK/YD	TD	LG	INT	RTG
Andy Dalton	58	34	361	3/27	2	47t	0	88.4
<b>TOTAL</b>	<b>58</b>	<b>34</b>	<b>361</b>	<b>3/27</b>	<b>2</b>	<b>47t</b>	<b>0</b>	<b>88.4</b>

RUSHING	ATT	YDS	AVG	LG	TD
Miles Sanders	9	24	2.7	15	1
Andy Dalton	2	11	5.5	10	0
Laviska Shenault Jr.	2	7	3.5	5	0
Chuba Hubbard	1	2	2.0	2	0
<b>TOTAL</b>	<b>14</b>	<b>44</b>	<b>3.1</b>	<b>15</b>	<b>1</b>

RECEIVING	NO	YDS	AVG	LG	TD
Adam Thielen	11	145	13.2	25	1
Miles Sanders	5	38	7.6	14	0
Terrace Marshall Jr.	5	35	7.0	10	0
DJ Chark Jr.	4	86	21.5	47t	1
Jonathan Mingo	3	21	7.0	9	0
Chuba Hubbard	2	2	1.0	1	0
Tommy Tremble	1	15	15.0	15	0
Hayden Hurst	1	11	11.0	11	0
Ian Thomas	1	8	8.0	8	0
Laviska Shenault Jr.	1	0	0.0	0	0
<b>TOTAL</b>	<b>34</b>	<b>361</b>	<b>10.6</b>	<b>47T</b>	<b>2</b>

TOP DEFENSE	TOT	SOLO	AST	SCK	YDS	INT
Kamu Grugier-Hill	10	7	3	0.0	0.0	0
Vonn Bell	8	8	0	0.0	0.0	0
Derrick Brown	5	3	2	0.0	0.0	0

FIELD GOALS	FGM/FGA	PERCENT	RESULTS
Eddy Piñeiro	2-3	66.7	47G, 44G, 55WR
<b>TOTAL</b>	<b>2-3</b>	<b>66.0</b>	

### SEATTLE SEAHAWKS

PASSING	ATT	CP	YDS	SK/YD	TD	LG	INT	RTG
Geno Smith	36	23	296	2/17	1	36	1	87.3
<b>TOTAL</b>	<b>36</b>	<b>23</b>	<b>296</b>	<b>2/17</b>	<b>1</b>	<b>36</b>	<b>1</b>	<b>87.3</b>

RUSHING	ATT	YDS	AVG	LG	TD
Kenneth Walker III	18	97	5.4	36	2
Zach Charbonnet	9	46	5.1	12	0
DeeJay Dallas	2	7	3.5	8	0
Geno Smith	4	-4	-1.0	-1	0
<b>TOTAL</b>	<b>33</b>	<b>146</b>	<b>4.4</b>	<b>36</b>	<b>2</b>

RECEIVING	NO	YDS	AVG	LG	TD
DK Metcalf	6	112	18.7	34	0
Noah Fant	4	41	10.3	13	0
Kenneth Walker III	3	59	19.7	36	0
Colby Parkinson	3	38	12.7	17	0
Tyler Lockett	3	34	11.3	16	0
Jaxon Smith-Njigba	1	10	10.0	10	0
Jake Bobo	1	5	5.0	5t	1
Zach Charbonnet	1	-1	-1.0	-1	0
DeeJay Dallas	1	-2	-2.0	-2	0
<b>TOTAL</b>	<b>23</b>	<b>296</b>	<b>12.9</b>	<b>36</b>	<b>1</b>

TOP DEFENSE	TOT	SOLO	AST	SCK	YDS	INT
Devon Witherspoon	11	8	3	0.0	0.0	0
Jordyn Brooks	8	5	3	0.0	0.0	0
Jarran Reed	8	5	3	2.0	16.0	0

FIELD GOALS	FGM/FGA	PERCENT	RESULTS
Jason Myers	5-5	100.0	43G, 35G, 33G, 37G, 39G
<b>TOTAL</b>	<b>5-5</b>	<b>100.0</b>	

### Team Statistics

	Panthers	Seahawks
First Downs	23	27
3rd-Down Eff. (Made/Att/Pct)	10/19/53%	3/13/23%
4th-Down Eff. (Made/Att/Pct)	0/1/0%	1/1/100%
Total Net Yards	378	425
Total Plays	75	71
Yards Per Play	5.0	6.0
Rushes/Net Yards	14/44	33/146
Net Passing	334	279
Pass Attempts/Completions	58/34	36/23
Had Intercepted	0	1
Sacked/Yards Lost	3/27	2/17
Punts/Average	5/49.2	2/46.5
Penalties/Yards	13/82	8/82
Fumbles/Lost	0/0	0/0
Possession Time	29:32	30:28

# 2023 GAME SUMMARIES



## WEEK 4

Minnesota Vikings 21, Carolina Panthers 13  
72,842 Bank of America Stadium Oct 1, 2023



Minnesota Vikings	0	7	14	0	—	21
Carolina Panthers	7	6	0	0	—	13

### SCORING DRIVES

TEAM	QTR	TIME	SCORING PLAY	MIN	CAR
Panthers	1	10:27	S.Franklin 99 yd. interception return (E.Pineiro kick)	0	7
Panthers	2	14:56	E.Pineiro 26 yd. Field Goal (15-61, 8:26)	0	10
Vikings	2	09:43	J.Jefferson 4 yd. pass from K.Cousins (G.Joseph kick) (10-64, 5:13)	7	10
Panthers	2	00:00	E.Pineiro 56 yd. Field Goal (4-18, 0:34)	7	13
Vikings	3	03:58	D.Wonnum 51 yd. fumble return (G.Joseph kick)	14	13
Vikings	3	00:00	J.Jefferson 30 yd. pass from K.Cousins (G.Joseph kick) (4-56, 1:44)	21	13

#### MINNESOTA VIKINGS

OFFENSE		DEFENSE	
WR 18	J. Jefferson	OLB 99	D. Hunter
LT 71	C. Darrisaw	OLB 98	D. Wonnum
LG 72	E. Cleveland	OLB 91	P. Jones II
C 65	A. Schlottmann	DL 97	H. Phillips
RG 67	E. Ingram	DL 93	J. Roy
RT 75	B. O'Neill	LB 58	J. Hicks
TE 87	T. Hockenson	CB 7	B. Murphy Jr.
WR 3	J. Addison	CB 21	A. Evans
WR 17	K. Osborn	S 24	C. Bynum
QB 8	K. Cousins	S 44	J. Metellus
RB 2	A. Mattison	S 22	H. Smith

#### CAROLINA PANTHERS

OFFENSE		DEFENSE	
LT 79	I. Ekwonu	DT 99	S. Tuttle
LG 62	C. Zavala	DE 95	D. Brown
C 56	B. Bozeman	OLB 50	J. Houston
RG 76	C. Throckmorton	OLB 0	B. Burns
RT 72	T. Moton	LB 49	F. Luvu
TE 81	H. Hurst	CB 26	D. Jackson
WR 17	D. Chark Jr.	CB 23	C. Henderson
WR 19	A. Thielen	S 42	S. Franklin Jr.
WR 88	T. Marshall Jr.	S 24	V. Bell
QB 9	B. Young	NCB 21	J. Chinn
RB 6	M. Sanders	DE 96	D. Williams

### MINNESOTA VIKINGS

PASSING	ATT	CP	YDS	SK/YD	TD	LG	INT	RTG
Kirk Cousins	19	12	139	2/9	2	30t	2	80.7
TOTAL	19	12	139	2/9	2	30T	2	80.7

RUSHING	ATT	YDS	AVG	LG	TD
Alexander Mattison	17	95	5.6	17	0
Cam Akers	5	40	8.0	10	0
Kirk Cousins	1	0	0.0	0	0
TOTAL	23	135	5.9	17	0

RECEIVING	NO	YDS	AVG	LG	TD
Justin Jefferson	6	85	14.2	30t	2
T.J. Hockenson	2	24	12.0	16	0
Cam Akers	2	11	5.5	9	0
K.J. Osborn	1	16	16.0	16	0
Alexander Mattison	1	3	3.0	3	0
TOTAL	12	139	11.6	30T	2

TOP DEFENSE	TOT	SOLO	AST	SCK	YDS	INT
Harrison Smith	14	8	6	3.0	35.0	0
Jordan Hicks	13	5	8	0.0	0.0	0
Camryn Bynum	12	9	3	0.0	0.0	0

FIELD GOALS	FGM/FGA	PERCENT	RESULTS
No Field Goals			

### CAROLINA PANTHERS

PASSING	ATT	CP	YDS	SK/YD	TD	LG	INT	RTG
Bryce Young	32	25	204	5/55	0	22	0	93.2
TOTAL	32	25	204	5/55	0	22	0	93.2

RUSHING	ATT	YDS	AVG	LG	TD
Chuba Hubbard	14	41	2.9	7	0
Miles Sanders	13	19	1.5	6	0
Bryce Young	2	10	5.0	6	0
Laviska Shenault Jr.	1	7	7.0	7	0
Adam Thielen	1	6	6.0	6	0
TOTAL	31	83	2.7	7	0

RECEIVING	NO	YDS	AVG	LG	TD
Terrace Marshall Jr.	9	56	6.2	14	0
Adam Thielen	7	76	10.9	22	0
Miles Sanders	3	13	4.3	8	0
DJ Chark Jr.	2	28	14.0	18	0
Chuba Hubbard	2	12	6.0	12	0
Laviska Shenault Jr.	1	12	12.0	12	0
Hayden Hurst	1	7	7.0	7	0
TOTAL	25	204	8.2	22	0

TOP DEFENSE	TOT	SOLO	AST	SCK	YDS	INT
Vonn Bell	7	4	3	0.0	0.0	0
Jeremy Chinn	6	6	0	1.0	8.0	0
CJ Henderson	5	5	0	0.0	0.0	0

FIELD GOALS	FGM/FGA	PERCENT	RESULTS
Eddy Piñeiro	2-2	100.0	26G, 56G
TOTAL	2-2	100.0	

### Team Statistics

	Vikings	Panthers
First Downs	14	20
3rd-Down Eff. (Made/Att/Pct)	1/8/13%	5/14/36%
4th-Down Eff. (Made/Att/Pct)	1/2/50%	2/3/67%
Total Net Yards	265	232
Total Plays	44	68
Yards Per Play	6.0	3.4
Rushes/Net Yards	23/135	31/83
Net Passing	130	149
Pass Attempts/Completions	19/12	32/25
Had Intercepted	2	0
Sacked/Yards Lost	2/9	5/55
Punts/Average	4/54.0	5/45.8
Penalties/Yards	7/37	6/80
Fumbles/Lost	1/0	2/1
Possession Time	21:31	38:29

# 2023 GAME SUMMARIES



## WEEK 5

Carolina Panthers 24, Detroit Lions 42  
63,648 Ford Field Oct 8, 2023



Carolina Panthers .....	0	10	0	14	—	24
Detroit Lions .....	14	14	0	14	—	42

### SCORING DRIVES

TEAM	QTR	TIME	SCORING PLAY	CAR	DET
Lions	1	09:41	D.Montgomery 42 yd. run (R.Patterson kick) (3-81, 1:17)	0	7
Lions	1	04:53	S.LaPorta 4 yd. pass from J.Goff (R.Patterson kick) (5-20, 2:35)	0	14
Panthers	2	12:48	T.Tremble 1 yd. pass from B.Young (E.Pineiro kick) (14-75, 7:05)	7	14
Lions	2	03:50	J.Reynolds 1 yd. pass from J.Goff (R.Patterson kick) (10-38, 6:08)	7	21
Lions	2	03:21	S.LaPorta 31 yd. pass from J.Goff (R.Patterson kick) (1-31, 0:08)	7	28
Panthers	2	00:06	E.Pineiro 33 yd. Field Goal (9-53, 3:15)	10	28
Lions	4	14:58	J.Goff 1 yd. run (R.Patterson kick) (8-51, 4:33)	10	35
Panthers	4	11:52	D.Chark 18 yd. pass from B.Young (E.Pineiro kick) (7-75, 3:06)	17	35
Lions	4	07:27	C.Reynolds 5 yd. run (R.Patterson kick) (7-75, 4:25)	17	42
Panthers	4	01:55	A.Thielen 1 yd. pass from B.Young (E.Pineiro kick) (13-75, 5:32)	24	42

### DETROIT LIONS

OFFENSE		DEFENSE	
WR	0 M. Jones Jr.	DL	53 C. Harris
WR	11 K. Raymond	DL	54 A. McNeill
WR	8 J. Reynolds	DL	94 B. Jones
LT	68 T. Decker	DL	97 A. Hutchinson
LG	73 J. Jackson	LB	55 D. Barnes
C	77 F. Ragnow	LB	34 A. Anzalone
RG	80 G. Glasgow	CB	1 C. Sutton
RT	58 P. Sewell	CB	23 J. Jacobs
TE	87 S. LaPorta	CB	25 W. Harris
QB	16 J. Goff	S	21 T. Walker
RB	5 D. Montgomery	S	31 K. Joseph

### CAROLINA PANTHERS

OFFENSE		DEFENSE	
LT	79 I. Ekwonu	DT	99 S. Tuttle
LG	62 C. Zavala	DE	95 D. Brown
C	56 B. Bozeman	OLB	50 J. Houston
RG	76 C. Throckmorton	OLB	0 B. Burns
RT	72 T. Moton	LB	49 F. Luvu
TE	81 H. Hurst	LB	54 K. Grugier-Hill
WR	17 D. Chark Jr.	CB	23 C. Henderson
WR	19 A. Thielen	CB	29 D. Jamison
WR	15 J. Mingo	S	42 S. Franklin Jr.
QB	9 B. Young	S	24 V. Bell
RB	6 M. Sanders	NCB	21 J. Chinn

### CAROLINA PANTHERS

PASSING	ATT	CP	YDS	SK/YD	TD	LG	INT	RTG
Bryce Young	41	25	247	1/4	3	30	2	82.1
TOTAL	41	25	247	1/4	3	30	2	82.1

RUSHING	ATT	YDS	AVG	LG	TD
Chuba Hubbard	9	35	3.9	6	0
Miles Sanders	7	32	4.6	9	0
Laviska Shenault Jr.	5	27	5.4	11	0
Bryce Young	1	4	4.0	4	0
Andy Dalton	1	1	1.0	1	0
TOTAL	23	99	4.3	11	0

RECEIVING	NO	YDS	AVG	LG	TD
Adam Thielen	11	107	9.7	30	1
Jonathan Mingo	5	48	9.6	13	0
DJ Chark Jr.	3	42	14.0	18	1
Hayden Hurst	3	21	7.0	9	0
Ian Thomas	1	28	28.0	28	0
Tommy Tremble	1	1	1.0	1	1
Chuba Hubbard	1	0	0.0	0	0
TOTAL	25	247	9.9	30	3

TOP DEFENSE	TOT	SOLO	AST	SCK	YDS	INT
Vonn Bell	9	4	5	0.0	0.0	0
Sam Franklin Jr.	8	7	1	0.0	0.0	0
Frankie Luvu	7	3	4	0.0	0.0	0

FIELD GOALS	FGM/FGA	PERCENT	RESULTS
Eddy Piñeiro	1-1	100.0	33G
TOTAL	1-1	100.0	

### DETROIT LIONS

PASSING	ATT	CP	YDS	SK/YD	TD	LG	INT	RTG
Jared Goff	28	20	236	2/18	3	31T	0	132.4
TOTAL	28	20	236	2/18	3	31T	0	132.4

RUSHING	ATT	YDS	AVG	LG	TD
David Montgomery	19	109	5.7	42T	1
Craig Reynolds	7	52	7.4	19	1
Jared Goff	2	0	0.0	1	1
Teddy Bridgewater	2	-2	-1.0	-1	0
TOTAL	30	159	5.3	42T	3

RECEIVING	NO	YDS	AVG	LG	TD
Josh Reynolds	4	76	19.0	27	1
Sam LaPorta	3	47	15.7	31T	2
Kalif Raymond	3	45	15.0	23	0
Brock Wright	3	16	5.3	9	0
Marvin Jones Jr.	2	22	11.0	16	0
David Montgomery	2	20	10.0	11	0
Jameson Williams	2	2	1.0	4	0
Zonovan Knight	1	8	8.0	8	0
TOTAL	20	236	11.8	31T	3

TOP DEFENSE	TOT	SOLO	AST	SCK	YDS	INT
Alex Anzalone	11	8	3	0.0	0.0	0
Will Harris	9	7	2	0.0	0.0	0
Derrick Barnes	6	2	4	0.0	0.0	0

FIELD GOALS	FGM/FGA	PERCENT	RESULTS
			No Field Goals

### Team Statistics

	Panthers	Lions
First Downs	26	23
3rd-Down Eff. (Made/Att/Pct)	5/10/50%	4/10/40%
4th-Down Eff. (Made/Att/Pct)	1/1/100%	1/2/50%
Total Net Yards	342	377
Total Plays	65	60
Yards Per Play	5.3	6.3
Rushes/Net Yards	23/99	30/159
Net Passing	243	218
Pass Attempts/Completions	41/25	28/20
Had Intercepted	2	0
Sacked/Yards Lost	1/4	2/18
Punts/Average	3/38.0	2/44.0
Penalties/Yards	7/45	5/35
Fumbles/Lost	2/1	0/0
Possession Time	28:45	31:15

# 2023 GAME SUMMARIES



## WEEK 6

Carolina Panthers 21, Miami Dolphins 42  
65,529 🦁 Hard Rock Stadium 🦈 Oct 15, 2023



Carolina Panthers .....	14	0	0	7	—	21
Miami Dolphins .....	0	21	7	14	—	42

### SCORING DRIVES

TEAM	QTR	TIME	SCORING PLAY	CAR	MIA
Panthers	1	07:13	C.Hubbard 6 yd. run (E.Pineiro kick) (7-64, 3:47)	7	0
Panthers	1	00:06	A.Thielen 8 yd. pass from B.Young (E.Pineiro kick) (10-74, 5:21)	14	0
Dolphins	2	11:13	R.Mostert 3 yd. pass from T.Tagovailoa (J.Sanders kick) (9-75, 3:53)	14	7
Dolphins	2	07:00	J.Waddle 4 yd. pass from T.Tagovailoa (J.Sanders kick) (3-57, 1:20)	14	14
Dolphins	2	01:54	T.Hill 41 yd. pass from T.Tagovailoa (J.Sanders kick) (9-72, 3:07)	14	21
Dolphins	3	06:21	R.Mostert 4 yd. run (J.Sanders kick) (8-91, 5:11)	14	28
Dolphins	4	12:23	R.Mostert 1 yd. run (J.Sanders kick) (12-76, 5:05)	14	35
Panthers	4	04:26	T.Hill 61 yd. interception return (E.Pineiro kick)	21	35
Dolphins	4	02:31	S.Ahmed 9 yd. run (J.Sanders kick) (5-37, 1:55)	21	42

MIAMI DOLPHINS	
OFFENSE	DEFENSE
FB 30 A. Ingold	DT 92 Z. Sieler
WR 10 T. Hill	DT 94 C. Wilkins
WR 17 J. Waddle	LB 2 B. Chubb
TE 81 D. Smythe	LB 43 A. Van Ginkel
QB 1 T. Tagovailoa	LB 51 D. Long Jr.
RB 31 R. Mostert	LB 55 J. Baker
	CB 4 K. Kishou
	CB 25 X. Howard
	CB 33 E. Apple
	S 8 J. Holland

CAROLINA PANTHERS	
OFFENSE	DEFENSE
LT 79 I. Ekwonu	DT 99 S. Tuttle
LG 64 C. Mays	DE 95 D. Brown
C 56 B. Bozeman	OLB 50 J. Houston
RG 76 C. Throckmorton	OLB 0 B. Burns
RT 72 T. Moton	LB 49 F. Luvu
TE 81 H. Hurst	CB 23 C. Henderson
WR 17 D. Chark Jr.	CB 26 D. Jackson
WR 19 A. Thielen	S 42 S. Franklin Jr.
WR 15 J. Mingo	S 41 M. Farley
QB 9 B. Young	NCB 21 J. Chinn
RB 30 C. Hubbard	DE 96 D. Williams

### CAROLINA PANTHERS

PASSING	ATT	CP	YDS	SK/YD	TD	LG	INT	RTG
Bryce Young	38	23	217	4/36	1	27	0	85.1
Johnny Hekker	1	1	7	0/0	0	7	0	95.8
<b>TOTAL</b>	<b>39</b>	<b>24</b>	<b>224</b>	<b>4/36</b>	<b>1</b>	<b>27</b>	<b>0</b>	<b>85.8</b>

RUSHING	ATT	YDS	AVG	LG	TD
Chuba Hubbard	19	88	4.6	19	1
Raheem Blackshear	5	18	3.6	9	0
Laviska Shenault Jr.	1	2	2.0	2	0
<b>TOTAL</b>	<b>25</b>	<b>108</b>	<b>4.3</b>	<b>19</b>	<b>1</b>

RECEIVING	NO	YDS	AVG	LG	TD
Adam Thielen	11	115	10.5	27	1
DJ Chark Jr.	3	26	8.7	24	0
Laviska Shenault Jr.	3	15	5.0	8	0
Tommy Tremble	2	25	12.5	21	0
Jonathan Mingo	2	21	10.5	11	0
Hayden Hurst	1	16	16.0	16	0
Raheem Blackshear	1	4	4.0	4	0
Chuba Hubbard	1	2	2.0	2	0
<b>TOTAL</b>	<b>24</b>	<b>224</b>	<b>9.3</b>	<b>27</b>	<b>1</b>

TOP DEFENSE	TOT	SOLO	AST	SCK	YDS	INT
CJ Henderson	9	8	1	0.0	0.0	0
Frankie Luvu	9	5	4	0.0	0.0	0
Matthias Farley	5	4	1	0.0	0.0	0

FIELD GOALS	FGM/FGA	PERCENT	RESULTS
Eddy Piñeiro	0-1	0.0	43WR
<b>TOTAL</b>	<b>0-1</b>	<b>0.0</b>	

### MIAMI DOLPHINS

PASSING	ATT	CP	YDS	SK/YD	TD	LG	INT	RTG
Tua Tagovailoa	31	21	262	0/0	3	47	0	126.0
Mike White	1	0	0	0/0	0	0	1	0.0
<b>TOTAL</b>	<b>32</b>	<b>21</b>	<b>262</b>	<b>0/0</b>	<b>3</b>	<b>47</b>	<b>1</b>	<b>109.1</b>

RUSHING	ATT	YDS	AVG	LG	TD
Raheem Mostert	17	115	6.8	49	2
Chris Brooks	6	28	4.7	28	0
Salvon Ahmed	6	23	3.8	9t	1
Tua Tagovailoa	1	0	0.0	0	0
Mike White	3	-4	-1.3	-1	0
<b>TOTAL</b>	<b>33</b>	<b>162</b>	<b>4.9</b>	<b>49</b>	<b>3</b>

RECEIVING	NO	YDS	AVG	LG	TD
Jaylen Waddle	7	51	7.3	17	1
Tyreek Hill	6	163	27.2	47	1
Raheem Mostert	3	17	5.7	8	1
Salvon Ahmed	3	11	3.7	9	0
Braxton Berrios	2	20	10.0	10	0
<b>TOTAL</b>	<b>21</b>	<b>262</b>	<b>12.5</b>	<b>47</b>	<b>3</b>

TOP DEFENSE	TOT	SOLO	AST	SCK	YDS	INT
David Long Jr.	11	4	7	0.0	0.0	0
Eli Apple	6	4	2	0.0	0.0	0
Bradley Chubb	6	4	2	1.0	6.0	0

FIELD GOALS	FGM/FGA	PERCENT	RESULTS
	No Field Goals		

### Team Statistics

	Panthers	Dolphins
First Downs	21	23
3rd-Down Eff. (Made/Att/Pct)	5/14/36%	7/13/54%
4th-Down Eff. (Made/Att/Pct)	0/4/0%	0/0/0%
Total Net Yards	296	424
Total Plays	68	65
Yards Per Play	4.4	6.5
Rushes/Net Yards	25/108	33/162
Net Passing	188	262
Pass Attempts/Completions	39/24	32/21
Had Intercepted	0	1
Sacked/Yards Lost	4/36	0/0
Punts/Average	4/47.3	4/48.5
Penalties/Yards	3/11	3/25
Fumbles/Lost	1/0	1/0
Possession Time	30:44	29:16

# 2023 GAME SUMMARIES



13

## WEEK 8

Houston Texans 13, Carolina Panthers 15

7/1,505 Bank of America Stadium Oct 29, 2023



15

Houston Texans .....	0	7	6	0	—	13
Carolina Panthers .....	0	6	6	3	—	15

### SCORING DRIVES

TEAM	QTR	TIME	SCORING PLAY	HOU	CAR
Texans	2	13:13	A.Beck 1 yd. run (K.Fairbairn kick) (17-92, 9:20)	7	0
Panthers	2	01:35	T.Tremble 1 yd. pass from B.Young (kick failed, wr) (9-60, 3:18)	7	6
Panthers	3	10:46	E.Pineiro 46 yd. Field Goal (9-49, 4:14)	7	9
Panthers	3	07:58	E.Pineiro 37 yd. Field Goal (4-8, 1:57)	7	12
Texans	3	00:35	C.Stroud 1 yd. run (pass failed) (12-75, 7:23)	13	12
Panthers	4	00:00	E.Pineiro 23 yd. Field Goal (15-86, 6:17)	13	15

HOUSTON TEXANS		CAROLINA PANTHERS	
OFFENSE	DEFENSE	OFFENSE	DEFENSE
QB 7 C. Stroud	DE 51 W. Anderson Jr.	LT 79 I. Ekwonu	DT 99 S. Tuttle
RB 31 D. Pierce	DE 52 J. Greenard	LG 76 C. Throckmorton	DE 95 D. Brown
WR 12 N. Collins	DT 96 M. Collins	C 56 B. Bozeman	OLB 50 J. Houston
WR 85 N. Brown	DT 93 K. Hinsh	RG 63 A. Corbett	OLB 0 B. Burns
WR 3 T. Dell	LB 39 H. To'oTo'o	RT 72 T. Moton	LB 49 F. Luvu
TE 86 D. Schultz	LB 48 C. Harris	TE 81 H. Hurst	LB 40 D. Jones
LT 78 L. Tunstall	LB 53 B. Cashman	WR 17 D. Chark Jr.	CB 23 C. Henderson
LG 71 T. Howard	CB 0 S. Griffin	WR 19 A. Thielen	CB 26 D. Jackson
C 54 J. Patterson	CB 21 S. Nelson	WR 15 J. Mingo	S 25 X. Woods
RG 69 S. Mason	S 5 J. Pitre	QB 9 B. Young	S 42 S. Franklin Jr.
RT 77 G. Fant	S 20 J. Ward	RB 30 C. Hubbard	NCB 13 T. Hill

### HOUSTON TEXANS

PASSING	ATT	CP	YDS	SK/YD	TD	LG	INT	RTG
C.J. Stroud	24	16	140	2/21	0	31	0	81.9
<b>TOTAL</b>	<b>24</b>	<b>16</b>	<b>140</b>	<b>2/21</b>	<b>0</b>	<b>31</b>	<b>0</b>	<b>81.9</b>

RUSHING	ATT	YDS	AVG	LG	TD
Dameon Pierce	12	46	3.8	16	0
Devin Singletary	10	30	3.0	9	0
Tank Dell	3	15	5.0	11	0
C.J. Stroud	2	13	6.5	12	1
Mike Boone	1	5	5.0	5	0
Andrew Beck	2	1	0.5	1t	1
<b>TOTAL</b>	<b>30</b>	<b>110</b>	<b>3.7</b>	<b>16</b>	<b>2</b>

RECEIVING	NO	YDS	AVG	LG	TD
Nico Collins	4	30	7.5	15	0
Noah Brown	3	57	19.0	31	0
Tank Dell	3	16	5.3	9	0
Devin Singletary	2	13	6.5	10	0
Dalton Schultz	2	5	2.5	9	0
Mike Boone	1	11	11.0	11	0
Andrew Beck	1	8	8.0	8	0
<b>TOTAL</b>	<b>16</b>	<b>140</b>	<b>8.8</b>	<b>31</b>	<b>0</b>

TOP DEFENSE	TOT	SOLO	AST	SCK	YDS	INT
Denzel Perryman	9	6	3	0.5	4.5	0
Jimmie Ward	8	3	5	0.0	0.0	0
Shaquill Griffin	7	7	0	0.0	0.0	0

FIELD GOALS	FGM/FGA	PERCENT	RESULTS
No Field Goals			

### CAROLINA PANTHERS

PASSING	ATT	CP	YDS	SK/YD	TD	LG	INT	RTG
Bryce Young	31	22	235	6/55	1	40	0	103.6
<b>TOTAL</b>	<b>31</b>	<b>22</b>	<b>235</b>	<b>6/55</b>	<b>1</b>	<b>40</b>	<b>0</b>	<b>103.6</b>

RUSHING	ATT	YDS	AVG	LG	TD
Chuba Hubbard	15	28	1.9	8	0
Bryce Young	4	11	2.8	7	0
Raheem Blackshear	3	5	1.7	6	0
Miles Sanders	2	0	0.0	4	0
<b>TOTAL</b>	<b>24</b>	<b>44</b>	<b>1.8</b>	<b>8</b>	<b>0</b>

RECEIVING	NO	YDS	AVG	LG	TD
Adam Thielen	8	72	9.0	31	0
Jonathan Mingo	4	62	15.5	40	0
Raheem Blackshear	2	26	13.0	19	0
Chuba Hubbard	2	26	13.0	14	0
DJ Chark Jr.	2	23	11.5	20	0
Tommy Tremble	2	4	2.0	3	1
Stephen Sullivan	1	13	13.0	13	0
Terrace Marshall Jr.	1	9	9.0	9	0
<b>TOTAL</b>	<b>22</b>	<b>235</b>	<b>10.7</b>	<b>40</b>	<b>1</b>

TOP DEFENSE	TOT	SOLO	AST	SCK	YDS	INT
Frankie Luvu	12	7	5	1.0	11.0	0
Xavier Woods	8	6	2	0.0	0.0	0
Donte Jackson	5	5	0	0.0	0.0	0

FIELD GOALS	FGM/FGA	PERCENT	RESULTS
Eddy Pineiro	3-3	100.0	46G, 37G, 23G
<b>TOTAL</b>	<b>3-3</b>	<b>100.0</b>	

### Team Statistics

	Texans	Panthers
First Downs	16	20
3rd-Down Eff. (Made/Att/Pct)	5/12/42%	5/14/36%
4th-Down Eff. (Made/Att/Pct)	1/1/100%	1/2/50%
Total Net Yards	229	224
Total Plays	56	61
Yards Per Play	4.1	3.7
Rushes/Net Yards	30/110	24/44
Net Passing	119	180
Pass Attempts/Completions	24/16	31/22
Had Intercepted	0	0
Sacked/Yards Lost	2/21	6/55
Punts/Average	6/47.8	4/50.8
Penalties/Yards	10/70	3/20
Fumbles/Lost	1/1	0/0
Possession Time	29:31	30:29





# 2023 GAME SUMMARIES



## WEEK 9

Indianapolis Colts 27, Carolina Panthers 13  
72,301 Bank of America Stadium Nov 5, 2023



Indianapolis Colts .....	0	20	0	7	—	27
Carolina Panthers .....	0	3	7	3	—	13

### SCORING DRIVES

TEAM	QTR	TIME	SCORING PLAY	IND	CAR
Colts	2	13:52	M.Gay 26 yd. Field Goal (15-75, 7:19)	3	0
Colts	2	07:43	J.Taylor 10 yd. pass from G.Minshew (M.Gay kick) (9-64, 4:29)	10	0
Panthers	2	03:34	E.Pineiro 35 yd. Field Goal (9-39, 4:09)	10	3
Colts	2	00:53	M.Gay 57 yd. Field Goal (11-36, 2:41)	13	3
Colts	2	00:20	K.Moore 49 yd. interception return (M.Gay kick)	20	3
Panthers	3	04:34	D.Chark 5 yd. pass from B.Young (E.Pineiro kick) (15-77, 7:55)	20	10
Colts	4	13:40	K.Moore 66 yd. interception return (M.Gay kick)	27	10
Panthers	4	08:09	E.Pineiro 49 yd. Field Goal (14-44, 5:31)	27	13

### INDIANAPOLIS COLTS

OFFENSE	DEFENSE
LT 79 B. Raimann	DE 51 K. Paye
LG 56 Q. Nelson	DT 99 D. Buckner
C 78 R. Kelly	NT 96 T. Bryan
RG 75 W. Fries	DE 52 S. Ebukam
RT 73 B. Freeland	WLB 53 S. Leonard
TE 85 D. Ogletree	MLB 50 S. Olibu
WR 9 J. Winfree	CB 40 J. Jones
WR 14 A. Pierce	CB 23 K. Moore II
WR 11 M. Pittman Jr.	CB 39 D. Baker Jr.
QB 10 G. Minshew II	FS 25 R. Thomas II
RB 28 J. Taylor	SS 32 L. Blackmon

### CAROLINA PANTHERS

OFFENSE	DEFENSE
LT 79 I. Ekwonu	DT 99 S. Tuttle
LG 76 C. Throckmorton	DE 95 D. Brown
C 56 B. Bozeman	OLB 52 D. Johnson
RG 63 A. Corbett	OLB 0 B. Burns
RT 72 T. Moton	LB 49 F. Luvu
TE 81 H. Hurst	CB 23 C. Henderson
WR 17 D. Chark Jr.	CB 26 D. Jackson
WR 19 A. Thielen	S 25 X. Woods
WR 15 J. Mingo	S 27 A. Cook
QB 9 B. Young	NCB 22 J. Robinson
RB 30 C. Hubbard	DE 96 D. Williams

### INDIANAPOLIS COLTS

PASSING	ATT	CP	YDS	SK/YD	TD	LG	INT	RTG
Gardner Minshew II	26	17	127	1/7	1	19	0	89.7
TOTAL	26	17	127	1/7	1	19	0	89.7

RUSHING	ATT	YDS	AVG	LG	TD
Jonathan Taylor	18	47	2.6	13	0
Zack Moss	7	26	3.7	8	0
Gardner Minshew II	5	5	1.0	7	0
TOTAL	30	78	2.6	13	0

RECEIVING	NO	YDS	AVG	LG	TD
Michael Pittman Jr.	8	64	8.0	16	0
Jonathan Taylor	5	22	4.4	10t	1
Isaiah McKenzie	2	12	6.0	11	0
Drew Ogletree	1	19	19.0	19	0
Josh Downs	1	10	10.0	10	0
TOTAL	17	127	7.5	19	1

TOP DEFENSE	TOT	SOLO	AST	SCK	YDS	INT
Shaquille Leonard	10	7	3	0.0	0.0	0
Kenny Moore II	8	7	1	0.0	0.0	2
Julian Blackmon	6	5	1	0.0	0.0	0

FIELD GOALS	FGM/FGA	PERCENT	RESULTS
Matt Gay	2-2	100.0	26G, 57G
TOTAL	2-2	100.0	

### CAROLINA PANTHERS

PASSING	ATT	CP	YDS	SK/YD	TD	LG	INT	RTG
Bryce Young	39	24	173	4/36	1	48	3	48.3
TOTAL	39	24	173	4/36	1	48	3	48.3

RUSHING	ATT	YDS	AVG	LG	TD
Chuba Hubbard	16	58	3.6	20	0
Bryce Young	5	41	8.2	13	0
Miles Sanders	6	39	6.5	11	0
Raheem Blackshear	1	0	0.0	0	0
TOTAL	28	138	4.9	20	0

RECEIVING	NO	YDS	AVG	LG	TD
Adam Thielen	5	29	5.8	7	0
Stephen Sullivan	4	28	7.0	9	0
Chuba Hubbard	4	9	2.3	4	0
Miles Sanders	3	22	7.3	11	0
Hayden Hurst	2	54	27.0	48	0
Tommy Tremble	2	12	6.0	11	0
DJ Chark Jr.	2	9	4.5	5t	1
Raheem Blackshear	1	5	5.0	5	0
Jonathan Mingo	1	5	5.0	5	0
TOTAL	24	173	7.2	48	1

TOP DEFENSE	TOT	SOLO	AST	SCK	YDS	INT
Frankie Luvu	11	8	3	0.0	0.0	0
Alex Cook	7	3	4	0.0	0.0	0
Donte Jackson	5	4	1	0.0	0.0	0

FIELD GOALS	FGM/FGA	PERCENT	RESULTS
Eddy Pineiro	2-2	100.0	35G, 49G
TOTAL	2-2	100.0	

### Team Statistics

	Colts	Panthers
First Downs	17	17
3rd-Down Eff. (Made/Att/Pct)	4/13/31%	7/16/44%
4th-Down Eff. (Made/Att/Pct)	0/0/0%	2/3/67%
Total Net Yards	198	275
Total Plays	57	71
Yards Per Play	3.5	3.9
Rushes/Net Yards	30/78	28/138
Net Passing	120	137
Pass Attempts/Completions	26/17	39/24
Had Intercepted	0	3
Sacked/Yards Lost	1/7	4/36
Punts/Average	5/48.2	4/43.5
Penalties/Yards	5/25	10/81
Fumbles/Lost	1/1	1/0
Possession Time	28:51	31:09

# 2023 GAME SUMMARIES



13

## WEEK 10

Carolina Panthers 13, Chicago Bears 16  
61,200 Soldier Field Nov 9, 2023



16

Carolina Panthers .....	7	3	0	3	—	13
Chicago Bears .....	3	6	7	0	—	16

### SCORING DRIVES

TEAM	QTR	TIME	SCORING PLAY	CAR	CHI
Panthers	1	05:46	I.Smith-Marsette 79 yd. punt return (E.Pineiro kick)	7	0
Bears	1	02:29	C.Santos 54 yd. Field Goal (8-39, 3:17)	7	3
Panthers	2	13:33	E.Pineiro 33 yd. Field Goal (8-60, 3:56)	10	3
Bears	2	03:06	C.Santos 36 yd. Field Goal (11-35, 5:13)	10	6
Bears	2	00:00	C.Santos 39 yd. Field Goal (9-70, 1:12)	10	9
Bears	3	06:33	D.Foreman 4 yd. run (C.Santos kick) (9-38, 3:56)	10	16
Panthers	4	11:06	E.Pineiro 39 yd. Field Goal (8-20, 4:42)	13	16

### CHICAGO BEARS

OFFENSE		DEFENSE	
WR 11	D. Mooney	DE 98	M. Sweat
WR 2	D. Moore	DL 91	Y. Ngakoue
LT 70	B. Jones	DL 97	A. Billings
LG 65	C. Whitehair	DL 93	J. Jones
C 62	L. Patrick	LB 53	T. Edwards
RG 76	T. Jenkins	LB 57	J. Sanborn
RT 58	D. Wright	CB 1	J. Johnson
TE 89	C. Kmet	CB 6	K. Gordon
WR 10	T. Scott	CB 29	T. Stevenson
QB 17	T. Bagent	S 4	E. Jackson
RB 21	D. Foreman	S 9	J. Brisker

### CAROLINA PANTHERS

OFFENSE		DEFENSE	
LT 79	I. Ekwonu	DT 99	S. Tuttle
LG 76	C. Throckmorton	DE 95	D. Brown
C 56	B. Bozeman	OLB 52	D. Johnson
RG 63	A. Corbett	OLB 38	A. Barno
RT 72	T. Moton	LB 49	F. Luvu
TE 81	H. Hurst	CB 32	D. Boatle
WR 88	T. Marshall Jr.	CB 26	D. Jackson
WR 19	A. Thielen	S 25	X. Woods
WR 15	J. Mingo	S 27	A. Cook
QB 9	B. Young	S 24	V. Bell
RB 30	C. Hubbard	NCB 22	J. Robinson
		DE 96	D. Williams

### CAROLINA PANTHERS

PASSING	ATT	CP	YDS	SK/YD	TD	LG	INT	RTG
Bryce Young	38	21	185	3/15	0	45	0	68.4
TOTAL	38	21	185	3/15	0	45	0	68.4

RUSHING	ATT	YDS	AVG	LG	TD
Chuba Hubbard	9	23	2.6	9	0
Bryce Young	3	18	6.0	8	0
Raheem Blackshear	2	7	3.5	4	0
Miles Sanders	2	-5	-2.5	1	0
TOTAL	16	43	2.7	9	0

RECEIVING	NO	YDS	AVG	LG	TD
Adam Thielen	6	42	7.0	14	0
Jonathan Mingo	3	20	6.7	10	0
Tommy Tremble	3	16	5.3	11	0
Chuba Hubbard	2	16	8.0	10	0
Miles Sanders	2	15	7.5	13	0
Hayden Hurst	2	14	7.0	7	0
Mike Strachan	1	45	45.0	45	0
Terrace Marshall Jr.	1	11	11.0	11	0
Raheem Blackshear	1	6	6.0	6	0
TOTAL	21	185	8.8	45	0

TOP DEFENSE	TOT	SOLO	AST	SCK	YDS	INT
Frankie Luvu	11	6	5	0.0	0.0	0
Derrick Brown	10	9	1	0.0	0.0	0
Donte Jackson	7	5	2	0.0	0.0	0

FIELD GOALS	FGM/FGA	PERCENT	RESULTS
Eddy Piñeiro	2-3	66.7	33G, 39G, 59SH
TOTAL	2-3	66.0	

### CHICAGO BEARS

PASSING	ATT	CP	YDS	SK/YD	TD	LG	INT	RTG
Tyson Bagent	33	20	162	0/0	0	16	0	73.0
TOTAL	33	20	162	0/0	0	16	0	73.0

RUSHING	ATT	YDS	AVG	LG	TD
D'Onta Foreman	21	80	3.8	11	1
Roschon Johnson	5	18	3.6	6	0
Tyler Scott	1	16	16.0	16	0
Tyson Bagent	6	12	2.0	7	0
Darrynton Evans	2	5	2.5	3	0
Cole Kmet	1	1	1.0	1	0
DJ Moore	1	1	1.0	1	0
TOTAL	37	133	3.6	16	1

RECEIVING	NO	YDS	AVG	LG	TD
DJ Moore	5	58	11.6	16	0
Cole Kmet	5	45	9.0	14	0
Roschon Johnson	4	14	3.5	6	0
Darnell Mooney	2	14	7.0	8	0
D'Onta Foreman	2	12	6.0	12	0
Tyler Scott	1	15	15.0	15	0
Equanimeous St. Brown	1	4	4.0	4	0
TOTAL	20	162	8.1	16	0

TOP DEFENSE	TOT	SOLO	AST	SCK	YDS	INT
T.J. Edwards	12	5	7	0.0	0.0	0
Jaquan Brisker	9	5	4	0.0	0.0	0
Kyler Gordon	8	7	1	0.0	0.0	0

FIELD GOALS	FGM/FGA	PERCENT	RESULTS
Cairo Santos	3-3	100.0	54G, 36G, 39G
TOTAL	3-3	100.0	

# 2023 GAME SUMMARIES

Team Statistics	Panthers	Bears
First Downs	12	21
3rd-Down Eff. (Made/Att/Pct)	3/15/20%	6/15/40%
4th-Down Eff. (Made/Att/Pct)	3/3/100%	1/1/100%
Total Net Yards	213	295
Total Plays	57	70
Yards Per Play	3.7	4.2
Rushes/Net Yards	16/43	37/133
Net Passing	170	162
Pass Attempts/Completions	38/21	33/20
Had Intercepted	0	0
Sacked/Yards Lost	3/15	0/0
Punts/Average	6/45.3	6/46.7
Penalties/Yards	5/45	7/44
Fumbles/Lost	1/0	0/0
Possession Time	26:29	33:31

# 2023 GAME SUMMARIES



## WEEK 11

Dallas Cowboys 33, Carolina Panthers 10

73,543 Bank of America Stadium Nov 19, 2023



Dallas Cowboys	7	10	0	16	—	33
Carolina Panthers	0	3	7	0	—	10

### SCORING DRIVES

TEAM	QTR	TIME	SCORING PLAY	DAL	CAR
Cowboys	1	03:20	L.Schoonmaker 18 yd. pass from D.Prescott (B.Aubrey kick) (10-83, 4:59)	7	0
Cowboys	2	11:01	B.Aubrey 30 yd. Field Goal (12-69, 5:09)	10	0
Panthers	2	01:56	E.Pineiro 42 yd. Field Goal (10-50, 4:54)	10	3
Cowboys	2	00:24	C.Lamb 5 yd. pass from D.Prescott (B.Aubrey kick) (11-60, 1:32)	17	3
Panthers	3	01:59	T.Tremble 4 yd. pass from B.Young (E.Pineiro kick) (17-70, 8:58)	17	10
Cowboys	4	13:58	T.Pollard 21 yd. run (B.Aubrey kick) (8-75, 3:01)	24	10
Cowboys	4	13:48	D.Bland 30 yd. interception return (kick failed, wl)	30	10
Cowboys	4	07:18	B.Aubrey 27 yd. Field Goal (7-18, 4:00)	33	10

### DALLAS COWBOYS

OFFENSE		DEFENSE	
WR	3 B. Cooks	DE	90 D. Lawrence
LT	77 T. Smith	DT	95 J. Hankins
LG	73 T. Smith	DT	97 O. Odighizuwa
C	63 T. Biadasz	DE	11 M. Parsons
RG	70 Z. Martin	LB	14 M. Bell
RT	78 T. Steele	LB	18 D. Clark
TE	87 J. Ferguson	CB	21 S. Gilmore
WR	13 M. Gallup	CB	26 D. Bland
WR	88 C. Lamb	S	6 D. Wilson
QB	4 D. Prescott	S	28 M. Hooker
RB	20 T. Pollard	S	1 J. Kearse

### CAROLINA PANTHERS

OFFENSE		DEFENSE	
LT	79 I. Ekwonu	DT	99 S. Tuttle
LG	62 C. Zavala	DE	95 D. Brown
C	56 B. Bozeman	OLB	52 D. Johnson
RG	63 A. Corbett	OLB	0 B. Burns
RT	72 T. Moton	LB	49 F. Luvu
TE	82 T. Tremble	CB	32 D. Boatle
TE	80 I. Thomas	CB	26 D. Jackson
WR	86 M. Strachan	S	25 X. Woods
WR	19 A. Thielen	S	24 V. Bell
QB	9 B. Young	NCB	13 T. Hill
RB	30 C. Hubbard	DE	96 D. Williams

### DALLAS COWBOYS

PASSING	ATT	CP	YDS	SK/YD	TD	LG	INT	RTG
Dak Prescott	38	25	189	0/0	2	24	0	95.2
Cooper Rush	3	2	15	0/0	0	10	0	78.5
<b>TOTAL</b>	<b>41</b>	<b>27</b>	<b>204</b>	<b>0/0</b>	<b>2</b>	<b>24</b>	<b>0</b>	<b>94.0</b>

RUSHING	ATT	YDS	AVG	LG	TD
Tony Pollard	12	61	5.1	22	1
Rico Dowdle	8	23	2.9	11	0
KaVontae Turpin	1	13	13.0	13	0
CeeDee Lamb	1	7	7.0	7	0
Dak Prescott	2	6	3.0	3	0
Cooper Rush	3	-3	-1.0	-1	0
<b>TOTAL</b>	<b>27</b>	<b>107</b>	<b>4.0</b>	<b>22</b>	<b>1</b>

RECEIVING	NO	YDS	AVG	LG	TD
CeeDee Lamb	6	38	6.3	10	1
Tony Pollard	4	19	4.8	12	0
Brandin Cooks	3	42	14.0	22	0
Jake Ferguson	3	32	10.7	24	0
Michael Gallup	3	31	10.3	19	0
Luke Schoonmaker	2	23	11.5	18t	1
Jalen Tolbert	2	12	6.0	7	0
KaVontae Turpin	2	10	5.0	10	0
Rico Dowdle	2	-3	-1.5	-1	0
<b>TOTAL</b>	<b>27</b>	<b>204</b>	<b>7.6</b>	<b>24</b>	<b>2</b>

TOP DEFENSE	TOT	SOLO	AST	SCK	YDS	INT
Markquese Bell	10	6	4	0.0	0.0	0
Damone Clark	7	2	5	0.0	0.0	0
Jayron Kearse	6	3	3	0.5	4.0	0

FIELD GOALS	FGM/FGA	PERCENT	RESULTS
Brandon Aubrey	2-2	100.0	30G, 27G
<b>TOTAL</b>	<b>2-2</b>	<b>100.0</b>	

### CAROLINA PANTHERS

PASSING	ATT	CP	YDS	SK/YD	TD	LG	INT	RTG
Bryce Young	29	16	123	7/46	1	20	1	62.9
<b>TOTAL</b>	<b>29</b>	<b>16</b>	<b>123</b>	<b>7/46</b>	<b>1</b>	<b>20</b>	<b>1</b>	<b>62.9</b>

RUSHING	ATT	YDS	AVG	LG	TD
Chuba Hubbard	10	57	5.7	14	0
Miles Sanders	11	50	4.5	15	0
Bryce Young	2	3	1.5	4	0
<b>TOTAL</b>	<b>23</b>	<b>110</b>	<b>4.8</b>	<b>15</b>	<b>0</b>

RECEIVING	NO	YDS	AVG	LG	TD
Adam Thielen	8	74	9.3	16	0
Laviska Shenault Jr.	2	9	4.5	5	0
Chuba Hubbard	2	8	4.0	6	0
Stephen Sullivan	1	20	20.0	20	0
Jonathan Mingo	1	6	6.0	6	0
Tommy Tremble	1	4	4.0	4t	1
Miles Sanders	1	2	2.0	2	0
<b>TOTAL</b>	<b>16</b>	<b>123</b>	<b>7.7</b>	<b>20</b>	<b>1</b>

TOP DEFENSE	TOT	SOLO	AST	SCK	YDS	INT
Frankie Luvu	8	6	2	0.0	0.0	0
Troy Hill	8	3	5	0.0	0.0	0
Vonn Bell	7	6	1	0.0	0.0	0

FIELD GOALS	FGM/FGA	PERCENT	RESULTS
Eddy Pineiro	1-1	100.0	42G
<b>TOTAL</b>	<b>1-1</b>	<b>100.0</b>	

### Team Statistics

	Cowboys	Panthers
First Downs	23	13
3rd-Down Eff. (Made/Att/Pct)	7/16/44%	5/15/33%
4th-Down Eff. (Made/Att/Pct)	0/0/0%	3/3/100%
Total Net Yards	311	187
Total Plays	68	59
Yards Per Play	4.6	3.2
Rushes/Net Yards	27/107	23/110
Net Passing	204	77
Pass Attempts/Completions	41/27	29/16
Had Intercepted	0	1
Sacked/Yards Lost	0/0	7/46
Punts/Average	3/57.8	5/48.4
Penalties/Yards	5/45	8/90
Fumbles/Lost	0/0	2/1
Possession Time	31:21	28:39

# 2023 GAME SUMMARIES



WEEK 12

Carolina Panthers 10, Tennessee Titans 17  
62,493 🏆 Nissan Stadium 🏆 Nov 26, 2023



Carolina Panthers .....	0	3	7	0	—	10
Tennessee Titans .....	7	10	0	0	—	17

## SCORING DRIVES

TEAM	QTR	TIME	SCORING PLAY	CAR	TEN
Titans	1	00:34	D.Henry 1 yd. run (N.Folk kick) (15-91, 9:36)	0	7
Panthers	2	08:51	E.Pineiro 50 yd. Field Goal (14-47, 6:43)	3	7
Titans	2	02:27	D.Henry 10 yd. run (N.Folk kick) (2-15, 0:39)	3	14
Titans	2	00:00	N.Folk 53 yd. Field Goal (5-27, 0:28)	3	17
Panthers	3	08:06	C.Hubbard 5 yd. run (E.Pineiro kick) (11-67, 6:54)	10	17

TENNESSEE TITANS	
OFFENSE	DEFENSE
WR 11 C. Moore	DE 69 T. McLendon Jr.
WR 15 N. Westbrook-Ikhine	DT 93 T. Tart
TE 88 T. Wesco	DT 98 J. Simmons
QB 8 W. Lewis	OLB 58 H. Landry III
RB 22 D. Henry	CB 26 K. Fulton
	CB 0 S. Murphy-Bunting
	S 37 A. Hooker

CAROLINA PANTHERS	
OFFENSE	DEFENSE
LT 79 I. Ekwonu	DT 99 S. Tuttle
LG 62 C. Zavala	DE 95 D. Brown
C 56 B. Bozeman	OLB 98 M. Hayes Sr.
RG 64 B. Toth	OLB 0 B. Burns
RT 72 T. Moton	LB 49 F. Luvu
TE 82 T. Tremble	LB 54 K. Grugier-Hill
TE 80 I. Thomas	CB 20 D. Long Jr.
WR 19 A. Thielen	CB 26 D. Jackson
WR 15 J. Mingo	S 25 X. Woods
QB 9 B. Young	S 24 V. Bell
RB 30 C. Hubbard	DE 96 D. Williams

## CAROLINA PANTHERS

PASSING	ATT	CP	YDS	SK/YD	TD	LG	INT	RTG
Bryce Young	31	18	194	4/32	0	25	0	76.5
TOTAL	31	18	194	4/32	0	25	0	76.5

RUSHING	ATT	YDS	AVG	LG	TD
Chuba Hubbard	14	45	3.2	15	1
Miles Sanders	15	28	1.9	15	0
Bryce Young	3	23	7.7	11	0
TOTAL	32	96	3.0	15	1

RECEIVING	NO	YDS	AVG	LG	TD
Chuba Hubbard	5	47	9.4	25	0
Jonathan Mingo	4	60	15.0	24	0
DJ Chark Jr.	3	34	11.3	19	0
Ihmir Smith-Marsette	1	14	14.0	14	0
Stephen Sullivan	1	13	13.0	13	0
Ian Thomas	1	9	9.0	9	0
Laviska Shenault Jr.	1	8	8.0	8	0
Tommy Tremble	1	7	7.0	7	0
Adam Thielen	1	2	2.0	2	0
TOTAL	18	194	10.8	25	0

TOP DEFENSE	TOT	SOLO	AST	SCK	YDS	INT
David Long Jr.	7	5	2	0.0	0.0	0
Kamu Grugier-Hill	5	3	2	0.0	0.0	0
Derrick Brown	5	2	3	0.0	0.0	0

FIELD GOALS	FGM/FGA	PERCENT	RESULTS
Eddy Piñeiro	1-1	100.0	50G
TOTAL	1-1	100.0	

## TENNESSEE TITANS

PASSING	ATT	CP	YDS	SK/YD	TD	LG	INT	RTG
Will Levis	28	18	185	1/1	0	25	0	83.2
TOTAL	28	18	185	1/1	0	25	0	83.2

RUSHING	ATT	YDS	AVG	LG	TD
Derrick Henry	18	76	4.2	18	2
Tyjae Spears	2	6	3.0	8	0
Chris Moore	1	1	1.0	1	0
Will Levis	3	-3	-1.0	-1	0
TOTAL	24	80	3.3	18	2

RECEIVING	NO	YDS	AVG	LG	TD
Chig Okonkwo	4	45	11.3	25	0
Nick Westbrook-Ikhine	4	41	10.3	18	0
DeAndre Hopkins	3	49	16.3	19	0
Chris Moore	3	41	13.7	22	0
Josh Whyte	1	11	11.0	11	0
Tyjae Spears	1	1	1.0	1	0
Derrick Henry	1	0	0.0	0	0
Kyle Philips	1	-3	-3.0	-3	0
TOTAL	18	185	10.3	25	0

TOP DEFENSE	TOT	SOLO	AST	SCK	YDS	INT
Amani Hooker	10	8	2	0.0	0.0	0
K'Von Wallace	8	7	1	0.0	0.0	0
Azeez Al-Shaair	8	6	2	0.0	0.0	0

FIELD GOALS	FGM/FGA	PERCENT	RESULTS
Nick Folk	1-1	100.0	53G
TOTAL	1-1	100.0	

## Team Statistics

	Panthers	Titans
First Downs	19	15
3rd-Down Eff. (Made/Att/Pct)	6/16/38%	2/11/18%
4th-Down Eff. (Made/Att/Pct)	2/3/67%	1/1/100%
Total Net Yards	258	264
Total Plays	67	53
Yards Per Play	3.9	5.0
Rushes/Net Yards	32/96	24/80
Net Passing	162	184
Pass Attempts/Completions	31/18	28/18
Had Intercepted	0	0
Sacked/Yards Lost	4/32	1/1
Punts/Average	6/47.0	7/53.7
Penalties/Yards	4/35	8/53
Fumbles/Lost	1/1	0/0
Possession Time	33:49	26:11

# 2023 GAME SUMMARIES



18

WEEK 13

Carolina Panthers 18, Tampa Bay Buccaneers 21  
62,432 Raymond James Stadium Dec 3, 2023



21

Carolina Panthers .....	0	3	7	8	—	18
Tampa Bay Buccaneers .....	7	0	7	7	—	21

## SCORING DRIVES

TEAM	QTR	TIME	SCORING PLAY	CAR	TB
Buccaneers	1	06:08	R.White 1 yd. run (C.McLaughlin kick) (8-57, 3:26)	0	7
Panthers	2	13:30	E.Pineiro 23 yd. Field Goal (14-70, 7:38)	3	7
Panthers	3	05:04	C.Hubbard 1 yd. run (E.Pineiro kick) (7-65, 3:36)	10	7
Buccaneers	3	04:54	M.Evans 75 yd. pass from B.Mayfield (C.McLaughlin kick) (1-75, 0:10)	10	14
Buccaneers	4	11:36	C.Godwin 19 yd. run (C.McLaughlin kick) (7-67, 4:05)	10	21
Panthers	4	05:02	C.Hubbard 1 yd. run (B.Young run) (11-75, 6:34)	16	21

## TAMPA BAY BUCCANEERS

OFFENSE		DEFENSE	
WR	13 M. Evans	DL	94 C. Kancey
WR	14 C. Godwin	NT	50 V. Vea
C	70 R. Hainsey	OLB	0 Y. Diaby
TE	87 P. Durham	OLB	7 S. Barrett
TE	88 C. Otton	CB	24 C. Davis III
QB	6 B. Mayfield	CB	27 Z. McCollum
RB	1 R. White	S	29 C. Tien
		S	31 A. Winfield Jr.

## CAROLINA PANTHERS

OFFENSE		DEFENSE	
LT	79 I. Ekwonu	DT	99 S. Tuttle
LG	67 J. McCray	DE	95 D. Brown
C	56 B. Bozeman	OLB	97 Y. Cross-Matos
RG	66 N. Jensen	OLB	0 B. Burns
RT	72 T. Moton	LB	49 F. Luvu
TE	80 L. Thomas	LB	40 D. Jones
WR	17 D. Chark Jr.	CB	26 D. Jackson
WR	19 A. Thielen	CB	8 J. Horn
WR	15 J. Mingo	S	25 X. Woods
QB	9 B. Young	S	27 A. Cook
RB	30 C. Hubbard	NCB	13 T. Hill

## CAROLINA PANTHERS

PASSING	ATT	CP	YDS	SK/YD	TD	LG	INT	RTG
Bryce Young	31	15	178	4/29	0	31	1	52.9
<b>TOTAL</b>	<b>31</b>	<b>15</b>	<b>178</b>	<b>4/29</b>	<b>0</b>	<b>31</b>	<b>1</b>	<b>52.9</b>

RUSHING	ATT	YDS	AVG	LG	TD
Chuba Hubbard	25	104	4.2	17	2
Miles Sanders	8	23	2.9	8	0
Raheem Blackshear	1	6	6.0	6	0
<b>TOTAL</b>	<b>34</b>	<b>133</b>	<b>3.9</b>	<b>17</b>	<b>2</b>

RECEIVING	NO	YDS	AVG	LG	TD
Jonathan Mingo	6	69	11.5	31	0
DJ Chark Jr.	3	56	18.7	30	0
Adam Thielen	3	25	8.3	12	0
Stephen Sullivan	1	16	16.0	16	0
Miles Sanders	1	6	6.0	6	0
Ian Thomas	1	6	6.0	6	0
<b>TOTAL</b>	<b>15</b>	<b>178</b>	<b>11.9</b>	<b>31</b>	<b>0</b>

TOP DEFENSE	TOT	SOLO	AST	SCK	YDS	INT
Marquis Haynes Sr.	7	5	2	1.0	8.0	0
Frankie Luvu	7	3	4	0.0	0.0	0
Jaycee Horn	5	4	1	0.0	0.0	0

FIELD GOALS	FGM/FGA	PERCENT	RESULTS
Eddy Pineiro	1-1	100.0	2/3G
<b>TOTAL</b>	<b>1-1</b>	<b>100.0</b>	

## TAMPA BAY BUCCANEERS

PASSING	ATT	CP	YDS	SK/YD	TD	LG	INT	RTG
Baker Mayfield	29	14	202	1/8	1	75t	1	68.5
<b>TOTAL</b>	<b>29</b>	<b>14</b>	<b>202</b>	<b>1/8</b>	<b>1</b>	<b>75t</b>	<b>1</b>	<b>68.5</b>

RUSHING	ATT	YDS	AVG	LG	TD
Rachaad White	20	84	4.2	30	1
Chris Godwin	1	19	19.0	19t	1
Trey Palmer	1	13	13.0	13	0
Chase Edmonds	2	7	3.5	4	0
Deven Thompkins	2	7	3.5	5	0
Baker Mayfield	2	-2	-1.0	-1	0
<b>TOTAL</b>	<b>28</b>	<b>128</b>	<b>4.6</b>	<b>30</b>	<b>2</b>

RECEIVING	NO	YDS	AVG	LG	TD
Mike Evans	7	162	23.1	75t	1
Rachaad White	3	22	7.3	20	0
Trey Palmer	2	12	6.0	6	0
Deven Thompkins	1	4	4.0	4	0
Chase Edmonds	1	2	2.0	2	0
<b>TOTAL</b>	<b>14</b>	<b>202</b>	<b>14.4</b>	<b>75t</b>	<b>1</b>

TOP DEFENSE	TOT	SOLO	AST	SCK	YDS	INT
Antoine Winfield Jr.	8	6	2	1.0	9.0	1
J.J. Russell	7	6	1	1.0	9.0	0
Yaya Diaby	6	3	3	1.0	0.0	0

FIELD GOALS	FGM/FGA	PERCENT	RESULTS
	No Field Goals		

## Team Statistics

	Panthers	Buccaneers
First Downs	15	15
3rd-Down Eff. (Made/Att/Pct)	3/15/20%	6/15/40%
4th-Down Eff. (Made/Att/Pct)	1/3/33%	0/0/0%
Total Net Yards	282	322
Total Plays	69	58
Yards Per Play	4.1	5.6
Rushes/Net Yards	34/133	28/128
Net Passing	149	194
Pass Attempts/Completions	31/15	29/14
Had Intercepted	1	1
Sacked/Yards Lost	4/29	1/8
Punts/Average	8/45.9	8/46.1
Penalties/Yards	7/62	5/36
Fumbles/Lost	2/0	0/0
Possession Time	33:42	26:18

# 2023 GAME SUMMARIES



6

## WEEK 14

Carolina Panthers 6, New Orleans Saints 28  
70,009 🏹 Caesars Superdome 🏹 Dec 10, 2023



28

Carolina Panthers .....	0	3	3	0	—	6
New Orleans Saints .....	0	14	0	14	—	28

### SCORING DRIVES

TEAM	QTR	TIME	SCORING PLAY	CAR	NO
Saints	2	14:55	A.Kamara 9 yd. run (B.Grupe kick) (6-44, 3:12)	0	7
Panthers	2	09:16	E.Pineiro 47 yd. Field Goal (12-46, 5:39)	3	7
Saints	2	04:37	D.Jackson 8 yd. fumble return (B.Grupe kick)	3	14
Panthers	3	04:57	E.Pineiro 29 yd. Field Goal (12-75, 6:16)	6	14
Saints	4	05:59	C.Olave 7 yd. pass from D.Carr (B.Grupe kick) (5-64, 2:13)	6	21
Saints	4	04:29	J.Graham 4 yd. pass from D.Carr (B.Grupe kick) (4-24, 0:58)	6	28

### NEW ORLEANS SAINTS

OFFENSE		DEFENSE	
WR	5 L. Bowden Jr.	DT	99 K. Saunders
WR	18 K. Kirkwood	DT	93 N. Shepherd
WR	17 A. Perry	CB	1 A. Taylor
TE	87 F. Moreau	CB	27 I. Viadom
C	51 C. Ruiz	CB	29 P. Adebbo
C	78 E. McCoy		
QB	4 D. Carr		
RB	41 A. Kamara		

### CAROLINA PANTHERS

OFFENSE		DEFENSE	
LT	79 I. Ekwonu	DT	99 S. Tuttle
LG	67 J. McCray	DE	95 D. Brown
C	56 B. Bozeman	OLB	97 Y. Gross-Matos
RG	66 N. Jensen	OLB	0 B. Burns
RT	72 T. Moton	LB	49 F. Luvu
TE	82 T. Tremble	CB	26 D. Jackson
WR	17 D. Chark Jr.	CB	8 J. Horn
WR	19 A. Thielen	S	25 K. Woods
WR	15 J. Mingo	S	24 V. Bell
QB	9 B. Young	NCB	21 J. Chinn
RB	30 C. Hubbard	DE	93 L. Ray

### CAROLINA PANTHERS

PASSING	ATT	CP	YDS	SK/YD	TD	LG	INT	RTG
Bryce Young	36	13	137	4/38	0	32	0	48.0
<b>TOTAL</b>	<b>36</b>	<b>13</b>	<b>137</b>	<b>4/38</b>	<b>0</b>	<b>32</b>	<b>0</b>	<b>48.0</b>

RUSHING	ATT	YDS	AVG	LG	TD
Chuba Hubbard	23	87	3.8	13	0
Miles Sanders	10	74	7.4	48	0
Bryce Young	3	40	13.3	21	0
Ihmir Smith-Marsette	1	10	10.0	10	0
Raheem Blackshear	1	4	4.0	4	0
Johnny Hekker	1	-11	-11.0	-11	0
<b>TOTAL</b>	<b>39</b>	<b>204</b>	<b>5.2</b>	<b>48</b>	<b>0</b>

RECEIVING	NO	YDS	AVG	LG	TD
Adam Thielen	5	74	14.8	32	0
DJ Chark Jr.	2	26	13.0	18	0
Jonathan Mingo	2	22	11.0	13	0
Chuba Hubbard	2	9	4.5	6	0
Raheem Blackshear	1	4	4.0	4	0
Tommy Tremble	1	2	2.0	2	0
<b>TOTAL</b>	<b>13</b>	<b>137</b>	<b>10.5</b>	<b>32</b>	<b>0</b>

TOP DEFENSE	TOT	SOLO	AST	SCK	YDS	INT
Derrick Brown	10	5	5	0.0	0.0	1
Jaycee Horn	7	7	0	0.0	0.0	0
Xavier Woods	6	5	1	0.0	0.0	0

FIELD GOALS	FGM/FGA	PERCENT	RESULTS
Eddy Pineiro	2-3	66.7	47G, 29G, 41LU
<b>TOTAL</b>	<b>2-3</b>	<b>66.0</b>	

### NEW ORLEANS SAINTS

PASSING	ATT	CP	YDS	SK/YD	TD	LG	INT	RTG
Derek Carr	26	18	119	1/9	2	44	1	88.5
<b>TOTAL</b>	<b>26</b>	<b>18</b>	<b>119</b>	<b>1/9</b>	<b>2</b>	<b>44</b>	<b>1</b>	<b>88.5</b>

RUSHING	ATT	YDS	AVG	LG	TD
Alvin Kamara	12	56	4.7	9t	1
Jamaal Williams	11	43	3.9	12	0
Jameis Winston	2	-2	-1.0	-1	0
<b>TOTAL</b>	<b>25</b>	<b>97</b>	<b>3.9</b>	<b>12</b>	<b>1</b>

RECEIVING	NO	YDS	AVG	LG	TD
Chris Olave	4	28	7.0	8	1
Lynn Bowden Jr.	4	24	6.0	15	0
Alvin Kamara	3	-11	-3.7	5	0
Jimmy Graham	2	16	8.0	12	1
Juwan Johnson	2	10	5.0	7	0
Foster Moreau	2	8	4.0	7	0
A.T. Perry	1	44	44.0	44	0
<b>TOTAL</b>	<b>18</b>	<b>119</b>	<b>6.6</b>	<b>44</b>	<b>2</b>

TOP DEFENSE	TOT	SOLO	AST	SCK	YDS	INT
Jordan Howden	10	8	2	1.0	12.0	0
Demario Davis	8	5	3	1.5	14.5	0
Tyrann Mathieu	6	5	1	0.0	0.0	0

FIELD GOALS	FGM/FGA	PERCENT	RESULTS
Blake Grupe	0-1	0.0	29WL
<b>TOTAL</b>	<b>0-1</b>	<b>0.0</b>	

### Team Statistics

	Panthers	Saints
First Downs	16	14
3rd-Down Eff. (Made/Att/Pct)	8/20/40%	3/10/30%
4th-Down Eff. (Made/Att/Pct)	1/7/14%	0/0/0%
Total Net Yards	303	207
Total Plays	79	52
Yards Per Play	3.8	4.0
Rushes/Net Yards	39/204	25/97
Net Passing	99	110
Pass Attempts/Completions	36/13	26/18
Had Intercepted	0	1
Sacked/Yards Lost	4/38	1/9
Punts/Average	2/43.0	5/40.0
Penalties/Yards	4/27	3/30
Fumbles/Lost	3/2	0/0
Possession Time	34:50	25:10

# 2023 GAME SUMMARIES



**WEEK 15**  
**Atlanta Falcons 7, Carolina Panthers 9**  
 70,301 Bank of America Stadium Dec 17, 2023

Atlanta Falcons .....	0	7	0	0	—	7
Carolina Panthers .....	0	3	0	6	—	9

## SCORING DRIVES

TEAM	QTR	TIME	SCORING PLAY	ATL	CAR
Falcons	2	04:49	C.Patterson 2 yd. pass from D.Ridder (Y.Koo kick) (3-63, 1:17)	7	0
Panthers	2	00:22	E.Pineiro 34 yd. Field Goal (12-60, 4:27)	7	3
Panthers	4	13:32	E.Pineiro 25 yd. Field Goal (6-17, 2:54)	7	6
Panthers	4	00:00	E.Pineiro 23 yd. Field Goal (17-90, 7:35)	7	9

ATLANTA FALCONS	
OFFENSE	DEFENSE
WR 5 D. London	OLB 0 L. Carter
TE 43 T. Fisk	DL 95 T. Graham
TE 8 K. Pitts	DL 93 C. Campbell
QB 9 D. Ridder	DL 94 A. Huggins
RB 7 B. Robinson	ILB 55 K. Ellis
RB 25 T. Allgeier	ILB 53 N. Landman
	CB 21 M. Hughes
	CB 24 A. Terrell Jr.
	CB 22 C. Phillips III
	S 23 D. Hellams
	S 3 J. Bates III

CAROLINA PANTHERS	
OFFENSE	DEFENSE
LT 79 I. Ekwonu	DT 99 S. Tuttle
LG 64 C. Mays	DE 95 D. Brown
C 56 B. Bozeman	OLB 97 Y. Gross-Matos
RG 66 N. Jensen	OLB 0 B. Burns
RT 72 T. Moton	LB 49 F. Luvu
TE 82 T. Tremble	LB 54 K. Grugier-Hill
WR 17 D. Chark Jr.	CB 26 D. Jackson
WR 19 A. Thielen	CB 8 J. Horn
WR 15 J. Mingo	S 25 X. Woods
QB 9 B. Young	S 24 V. Bell
RB 30 C. Hubbard	DE 96 D. Williams

## ATLANTA FALCONS

PASSING	ATT	CP	YDS	SK/YD	TD	LG	INT	RTG
Desmond Ridder	20	12	152	0/0	1	56	1	79.6
<b>TOTAL</b>	<b>20</b>	<b>12</b>	<b>152</b>	<b>0/0</b>	<b>1</b>	<b>56</b>	<b>1</b>	<b>79.6</b>

RUSHING	ATT	YDS	AVG	LG	TD
Tyler Allgeier	14	45	3.2	8	0
Bijan Robinson	7	11	1.6	9	0
Cordarrelle Patterson	5	-2	-0.4	3	0
Desmond Ridder	5	-2	-0.4	1	0
<b>TOTAL</b>	<b>31</b>	<b>52</b>	<b>1.7</b>	<b>9</b>	<b>0</b>

RECEIVING	NO	YDS	AVG	LG	TD
Kyle Pitts	3	37	12.3	24	0
Jonnu Smith	2	61	30.5	56	0
Drake London	2	24	12.0	13	0
KhaDarel Hodge	1	10	10.0	10	0
Tucker Fisk	1	9	9.0	9	0
Tyler Allgeier	1	6	6.0	6	0
Bijan Robinson	1	3	3.0	3	0
Cordarrelle Patterson	1	2	2.0	2	1
<b>TOTAL</b>	<b>12</b>	<b>152</b>	<b>12.7</b>	<b>56</b>	<b>1</b>

TOP DEFENSE	TOT	SOLO	AST	SCK	YDS	INT
Jessie Bates III	10	5	5	0.0	0.0	0
DeMarcco Hellams	8	3	5	0.0	0.0	0
Nate Landman	7	4	3	0.0	0.0	0

FIELD GOALS	FGM/FGA	PERCENT	RESULTS
No Field Goals			

## CAROLINA PANTHERS

PASSING	ATT	CP	YDS	SK/YD	TD	LG	INT	RTG
Bryce Young	24	18	167	3/13	0	20	0	93.6
<b>TOTAL</b>	<b>24</b>	<b>18</b>	<b>167</b>	<b>3/13</b>	<b>0</b>	<b>20</b>	<b>0</b>	<b>93.6</b>

RUSHING	ATT	YDS	AVG	LG	TD
Chuba Hubbard	22	87	4.0	22	0
Ihmir Smith-Marsette	4	31	7.8	15	0
Bryce Young	4	9	2.3	12	0
Miles Sanders	6	2	0.3	3	0
<b>TOTAL</b>	<b>36</b>	<b>129</b>	<b>3.6</b>	<b>22</b>	<b>0</b>

RECEIVING	NO	YDS	AVG	LG	TD
Adam Thielen	4	43	10.8	16	0
Jonathan Mingo	4	32	8.0	20	0
Tommy Tremble	2	32	16.0	19	0
Chuba Hubbard	2	16	8.0	10	0
Miles Sanders	2	11	5.5	7	0
Ihmir Smith-Marsette	2	1	0.5	8	0
DJ Chark Jr.	1	18	18.0	18	0
Stephen Sullivan	1	14	14.0	14	0
<b>TOTAL</b>	<b>18</b>	<b>167</b>	<b>9.3</b>	<b>20</b>	<b>0</b>

TOP DEFENSE	TOT	SOLO	AST	SCK	YDS	INT
Frankie Luvu	10	3	7	0.0	0.0	0
Jaycee Horn	6	5	1	0.0	0.0	0
Yetur Gross-Matos	6	3	3	0.0	0.0	0

FIELD GOALS	FGM/FGA	PERCENT	RESULTS
Eddy Piñeiro	3-3	100.0	34G, 25G, 23G
<b>TOTAL</b>	<b>3-3</b>	<b>100.0</b>	

## Team Statistics

	Falcons	Panthers
First Downs	12	17
3rd-Down Eff. (Made/Att/Pct)	6/13/46%	5/15/33%
4th-Down Eff. (Made/Att/Pct)	0/1/0%	0/2/0%
Total Net Yards	204	283
Total Plays	51	63
Yards Per Play	4.0	4.5
Rushes/Net Yards	31/52	36/129
Net Passing	152	154
Pass Attempts/Completions	20/12	24/18
Had Intercepted	1	0
Sacked/Yards Lost	0/0	3/13
Punts/Average	5/39.6	5/47.0
Penalties/Yards	4/25	4/35
Fumbles/Lost	3/1	2/0
Possession Time	26:04	33:56



# 2023 GAME SUMMARIES



**WEEK 16**  
**Green Bay Packers 33, Carolina Panthers 30**  
 70,875 Bank of America Stadium Dec 24, 2023

**Green Bay Packers** ..... 7 16 0 10 — 33  
**Carolina Panthers** ..... 3 7 6 14 — 30

## SCORING DRIVES

TEAM	QTR	TIME	SCORING PLAY	GB	CAR
Packers	1	07:30	A.Dillon 1 yd. run (A.Carlson kick) (7-80, 3:58)	7	0
Panthers	1	05:24	E.Pineiro 52 yd. Field Goal (6-35, 2:06)	7	3
Packers	2	14:57	J.Love 1 yd. run (kick failed, wl) (10-79, 5:27)	13	3
Panthers	2	10:29	I.Smith-Marsette 20 yd. run (E.Pineiro kick) (8-77, 4:28)	13	10
Packers	2	07:51	A.Carlson 53 yd. Field Goal (7-40, 2:38)	16	10
Packers	2	00:49	D.Wicks 21 yd. pass from J.Love (A.Carlson kick) (11-60, 3:23)	23	10
Panthers	3	05:11	C.Hubbard 4 yd. run (kick failed, wl) (14-72, 8:20)	23	16
Packers	4	14:57	R.Doubs 5 yd. pass from J.Love (A.Carlson kick) (9-66, 5:14)	30	16
Panthers	4	07:14	D.Chark 11 yd. pass from B.Young (kick failed, wl) (9-60, 4:24)	30	22
Panthers	4	04:05	D.Chark 10 yd. pass from B.Young (R.Blackshear run) (5-70, 1:42)	30	30
Packers	4	00:19	A.Carlson 32 yd. Field Goal (9-61, 3:46)	33	30

## GREEN BAY PACKERS

OFFENSE		DEFENSE	
WR 87	R.Doubs	DE 97	K.Clark
LT 63	R.Walker	NT 93	T.Slaton
LG 74	E.Jenkins	DE 95	D.Wyatt
C 71	J.Myers	OLB 91	P.Smith
RG 76	J.Runyan	ILB 7	Q.Walker
RT 50	Z.Tom	OLB 52	R.Gary
TE 85	T.Kraft	CB 23	J.Alexander
TE 89	B.Sims	CB 21	E.Stokes
WR 13	D.Wicks	CB 25	K.Nixon
QB 10	J.Love	S 36	A.Johnson Jr.
RB 33	A.Jones	S 34	J.Owens

## CAROLINA PANTHERS

OFFENSE		DEFENSE	
LT 79	I.Ekwonu	DT 99	S.Tuttle
LG 64	C.Mays	DE 95	D.Brown
C 56	B.Bozeman	OLB 97	Y.Brown-Matos
RG 66	N.Jensen	OLB 0	B.Burns
RT 72	T.Moton	LB 49	F.Luvu
TE 82	T.Tremble	LB 54	K.Groeger-Hill
WR 17	D.Chark Jr.	CB 26	D.Jackson
WR 19	A.Thielen	CB 8	J.Horn
WR 15	J.Mingo	S 25	X.Woods
QB 9	B.Young	S 24	V.Bell
RB 30	C.Hubbard	DE 96	D.Williams

## GREEN BAY PACKERS

PASSING	ATT	CP	YDS	SK/YD	TD	LG	INT	RTG
Jordan Love	28	17	219	1/12	2	36	0	109.1
<b>TOTAL</b>	<b>28</b>	<b>17</b>	<b>219</b>	<b>1/12</b>	<b>2</b>	<b>36</b>	<b>0</b>	<b>109.1</b>

RUSHING	ATT	YDS	AVG	LG	TD
Aaron Jones	21	127	6.0	39	0
AJ Dillon	7	12	1.7	3	1
Jordan Love	2	12	6.0	11	1
Bo Melton	1	7	7.0	7	0
Patrick Taylor	3	4	1.3	2	0
<b>TOTAL</b>	<b>34</b>	<b>162</b>	<b>4.8</b>	<b>39</b>	<b>2</b>

RECEIVING	NO	YDS	AVG	LG	TD
Romeo Doubs	4	79	19.8	36	1
Tucker Kraft	4	60	15.0	27	0
Bo Melton	4	44	11.0	17	0
Dontayvion Wicks	2	29	14.5	21t	1
Aaron Jones	1	8	8.0	8	0
Malik Heath	1	0	0.0	0	0
Patrick Taylor	1	-1	-1.0	-1	0
<b>TOTAL</b>	<b>17</b>	<b>219</b>	<b>12.9</b>	<b>36</b>	<b>2</b>

TOP DEFENSE	TOT	SOLO	AST	SCK	YDS	INT
Anthony Johnson Jr.	8	6	2	0.0	0.0	0
Isaiah McDuffie	8	5	3	0.0	0.0	0
Keisean Nixon	7	6	1	0.0	0.0	0

FIELD GOALS	FGM/FGA	PERCENT	RESULTS
Anders Carlson	2-2	100.0	53G, 32G
<b>TOTAL</b>	<b>2-2</b>	<b>100.0</b>	

## CAROLINA PANTHERS

PASSING	ATT	CP	YDS	SK/YD	TD	LG	INT	RTG
Bryce Young	36	23	312	2/14	2	30	0	110.0
<b>TOTAL</b>	<b>36</b>	<b>23</b>	<b>312</b>	<b>2/14</b>	<b>2</b>	<b>30</b>	<b>0</b>	<b>110.0</b>

RUSHING	ATT	YDS	AVG	LG	TD
Chuba Hubbard	16	43	2.7	13	1
Ihmir Smith-Marsette	2	33	16.5	20t	1
Bryce Young	4	17	4.3	9	0
Miles Sanders	3	3	1.0	3	0
<b>TOTAL</b>	<b>25</b>	<b>96</b>	<b>3.8</b>	<b>20T</b>	<b>2</b>

RECEIVING	NO	YDS	AVG	LG	TD
DJ Chark Jr.	6	98	16.3	22	2
Adam Thielen	6	94	15.7	22	0
Tommy Tremble	4	59	14.8	30	0
Stephen Sullivan	3	21	7.0	9	0
Ihmir Smith-Marsette	1	18	18.0	18	0
Jonathan Mingo	1	9	9.0	9	0
Chuba Hubbard	1	8	8.0	8	0
Miles Sanders	1	5	5.0	5	0
<b>TOTAL</b>	<b>23</b>	<b>312</b>	<b>13.6</b>	<b>30</b>	<b>2</b>

TOP DEFENSE	TOT	SOLO	AST	SCK	YDS	INT
Frankie Luvu	10	6	4	1.0	12.0	0
Derrick Brown	9	4	5	0.0	0.0	0
Vonn Bell	7	4	3	0.0	0.0	0

FIELD GOALS	FGM/FGA	PERCENT	RESULTS
Eddy Pineiro	1-1	100.0	52G
<b>TOTAL</b>	<b>1-1</b>	<b>100.0</b>	

## Team Statistics

	Packers	Panthers
First Downs	25	26
3rd-Down Eff. (Made/Att/Pct)	8/14/57%	6/13/46%
4th-Down Eff. (Made/Att/Pct)	0/0/0%	1/2/50%
Total Net Yards	369	394
Total Plays	63	63
Yards Per Play	5.9	6.3
Rushes/Net Yards	34/162	25/96
Net Passing	207	298
Pass Attempts/Completions	28/17	36/23
Had Intercepted	0	0
Sacked/Yards Lost	1/12	2/14
Punts/Average	3/47.3	3/50.3
Penalties/Yards	6/67	8/87
Fumbles/Lost	1/0	2/0
Possession Time	28:39	31:21

# 2023 GAME SUMMARIES



0

## WEEK 17

Carolina Panthers 0, Jacksonville Jaguars 26  
67,215 🏹 EverBank Stadium 🏹 Dec 31, 2023



26

Carolina Panthers .....	0	0	0	0	—	0
Jacksonville Jaguars .....	3	6	10	7	—	26

### SCORING DRIVES

TEAM	QTR	TIME	SCORING PLAY	CAR	JAX
Jaguars	1	08:36	B.McManus 35 yd. Field Goal (13-43, 6:24)	0	3
Jaguars	2	07:18	B.McManus 26 yd. Field Goal (12-54, 5:47)	0	6
Jaguars	2	02:45	B.McManus 24 yd. Field Goal (6-54, 1:50)	0	9
Jaguars	3	11:56	T.Etienne 62 yd. run (B.McManus kick) (2-66, 0:51)	0	16
Jaguars	3	03:00	B.McManus 34 yd. Field Goal (12-67, 7:24)	0	19
Jaguars	4	03:26	T.Etienne 1 yd. run (B.McManus kick) (4-15, 2:08)	0	26

### JACKSONVILLE JAGUARS

OFFENSE			DEFENSE		
WR	0	C. Ridley	DL	34	F. Fatukasi
LT	74	C. Robinson	DL	95	R. Robertson-Harris
LG	69	T. Shatley	OLB	41	J. Hines-Allen
C	79	L. Fortner	LB	23	F. Oluokun
RG	68	B. Scherrff	LB	33	D. Lloyd
RT	77	A. Harrison	OLB	44	T. Walker
OL	76	E. Cleveland	CB	3	T. Campbell
TE	17	E. Engram	CB	31	D. Williams
QB	3	C. Beathard	FS	5	A. Cisco
RB	1	T. Etienne Jr.	SS	2	R. Jenkins
TE	89	L. Farrell	NCB	26	A. Johnson

### CAROLINA PANTHERS

OFFENSE			DEFENSE		
LT	79	I. Ekwonu	DT	99	S. Tuttle
LG	64	C. Mays	DE	95	D. Brown
C	56	B. Bozeman	OLB	97	Y. Gross-Matos
RG	69	G. Jackson	OLB	0	B. Burns
RT	72	T. Maton	LB	49	F. Luvu
TE	82	T. Tremble	LB	54	K. Crugier-Hill
WR	17	D. Chark Jr.	CB	26	D. Jackson
WR	19	A. Thielen	CB	20	S. Griffin
WR	15	J. Mingo	S	25	X. Woods
QB	9	B. Young	SS	24	V. Bell
RB	30	C. Hubbard	DE	96	D. Williams

## CAROLINA PANTHERS

PASSING	ATT	CP	YDS	SK/YD	TD	LG	INT	RTG
Bryce Young	32	19	112	6/45	0	18	1	53.1
TOTAL	32	19	112	6/45	0	18	1	53.1

RUSHING	ATT	YDS	AVG	LG	TD
Chuba Hubbard	11	45	4.1	7	0
Miles Sanders	2	10	5.0	7	0
Bryce Young	1	2	2.0	2	0
Ihmir Smith-Marsette	1	0	0.0	0	0
TOTAL	15	57	3.8	7	0

RECEIVING	NO	YDS	AVG	LG	TD
Adam Thielen	6	38	6.3	14	0
Chuba Hubbard	4	26	6.5	8	0
Ihmir Smith-Marsette	3	12	4.0	9	0
Miles Sanders	2	12	6.0	7	0
Jonathan Mingo	2	0	0.0	4	0
DJ Chark Jr.	1	18	18.0	18	0
Tommy Tremble	1	6	6.0	6	0
TOTAL	19	112	5.9	18	0

TOP DEFENSE	TOT	SOLO	AST	SCK	YDS	INT
Brian Burns	8	5	3	1.0	7.0	0
Derrick Brown	8	3	5	0.0	0.0	0
Deion Jones	7	4	3	1.0	8.0	0

FIELD GOALS	FGM/FGA	PERCENT	RESULTS
No Field Goals			

## JACKSONVILLE JAGUARS

PASSING	ATT	CP	YDS	SK/YD	TD	LG	INT	RTG
C.J. Beathard	24	17	178	3/16	0	48	0	92.0
TOTAL	24	17	178	3/16	0	48	0	92.0

RUSHING	ATT	YDS	AVG	LG	TD
Travis Etienne Jr.	16	102	6.4	62t	2
Tank Bigsby	10	32	3.2	12	0
C.J. Beathard	3	24	8.0	19	0
D'Ernest Johnson	3	0	0.0	1	0
Matt Barkley	3	-3	-1.0	-1	0
TOTAL	35	155	4.4	62T	2

RECEIVING	NO	YDS	AVG	LG	TD
Evan Engram	6	60	10.0	22	0
Calvin Ridley	4	39	9.8	14	0
Jamal Agnew	2	53	26.5	48	0
Travis Etienne Jr.	2	16	8.0	8	0
Luke Farrell	1	7	7.0	7	0
Parker Washington	1	2	2.0	2	0
Brenton Strange	1	1	1.0	1	0
TOTAL	17	178	10.5	48	0

TOP DEFENSE	TOT	SOLO	AST	SCK	YDS	INT
Tyson Campbell	8	7	1	0.0	0.0	0
Travon Walker	6	6	0	2.0	14.0	0
Josh Hines-Allen	6	5	1	3.0	21.0	0

FIELD GOALS	FGM/FGA	PERCENT	RESULTS
Brandon McManus	4-4	100.0	35G, 26G, 24G, 34G
TOTAL	4-4	100.0	

### Team Statistics

	Panthers	Jaguars
First Downs	7	16
3rd-Down Eff. (Made/Att/Pct)	1/13/8%	7/16/44%
4th-Down Eff. (Made/Att/Pct)	3/6/50%	1/1/100%
Total Net Yards	124	317
Total Plays	53	62
Yards Per Play	2.3	5.1
Rushes/Net Yards	15/57	35/155
Net Passing	67	162
Pass Attempts/Completions	32/19	24/17
Had Intercepted	1	0
Sacked/Yards Lost	6/45	3/16
Punts/Average	6/49.5	3/46.7
Penalties/Yards	3/24	1/15
Fumbles/Lost	0/0	0/0
Possession Time	26:31	33:29

# 2023 GAME SUMMARIES



9

## WEEK 18

Tampa Bay Buccaneers 9, Carolina Panthers 0  
69,010 Bank of America Stadium Jan 7, 2024



0

Tampa Bay Buccaneers .....	0	6	0	3	—	9
Carolina Panthers .....	0	0	0	0	—	0

### SCORING DRIVES

TEAM	QTR	TIME	SCORING PLAY	TB	CAR
Buccaneers	2	04:13	C.McLaughlin 36 yd. Field Goal (8-53, 5:00)	3	0
Buccaneers	2	00:00	C.McLaughlin 57 yd. Field Goal (9-17, 1:11)	6	0
Buccaneers	4	10:18	C.McLaughlin 39 yd. Field Goal (9-37, 4:42)	9	0

### TAMPA BAY BUCCANEERS

OFFENSE		DEFENSE	
WR 13	M. Evans	DL 94	C. Kancey
WR 14	C. Godwin	DL 90	L. Hall
WR 10	T. Palmer	NT 50	V. Vea
C 70	R. Hainsey	OLB 0	Y. Diaby
TE 88	C. Otton	OLB 7	S. Barrett
QB 6	B. Mayfield	CB 24	C. Davis III
RB 1	R. White	CB 35	J. Bean
		S 23	R. Neal
		S 31	A. Winfield Jr.

### CAROLINA PANTHERS

OFFENSE		DEFENSE	
LT 79	I. Ekwonu	DT 99	S. Tuttle
LG 69	G. Jackson	DE 95	D. Brown
C 56	B. Bozeman	OLB 97	Y. Cross-Matos
RG 66	N. Jensen	OLB 0	B. Burns
RT 72	T. Moton	LB 49	F. Luvu
TE 82	T. Tremble	CB 26	D. Jackson
WR 17	D. Chark Jr.	CB 20	S. Griffin
WR 19	A. Thielen	CB 8	J. Horn
WR 88	T. Marshall Jr.	S 25	X. Woods
QB 9	B. Young	S 24	V. Bell
RB 30	C. Hubbard	NCB 21	J. Chinn
		DE 96	D. Williams

### TAMPA BAY BUCCANEERS

PASSING	ATT	CP	YDS	SK/YD	TD	LG	INT	RTG
Baker Mayfield	32	20	137	3/22	0	20	0	72.0
<b>TOTAL</b>	<b>32</b>	<b>20</b>	<b>137</b>	<b>3/22</b>	<b>0</b>	<b>20</b>	<b>0</b>	<b>72.0</b>

RUSHING	ATT	YDS	AVG	LG	TD
Rachaad White	19	75	3.9	13	0
Chase Edmonds	4	27	6.8	21	0
Baker Mayfield	5	7	1.4	7	0
Chris Godwin	1	4	4.0	4	0
<b>TOTAL</b>	<b>29</b>	<b>113</b>	<b>3.9</b>	<b>21</b>	<b>0</b>

RECEIVING	NO	YDS	AVG	LG	TD
Chris Godwin	6	51	8.5	14	0
Rachaad White	4	18	4.5	7	0
Mike Evans	3	22	7.3	9	0
Cade Otton	2	30	15.0	20	0
Trey Palmer	2	10	5.0	6	0
David Moore	1	8	8.0	8	0
Deven Thompkins	1	1	1.0	1	0
Chase Edmonds	1	-3	-3.0	-3	0
<b>TOTAL</b>	<b>20</b>	<b>137</b>	<b>6.9</b>	<b>20</b>	<b>0</b>

TOP DEFENSE	TOT	SOLO	AST	SCK	YDS	INT
Lavonte David	10	4	6	0.0	0.0	0
Antoine Winfield Jr.	5	4	1	1.0	9.0	0
Yaya Diaby	5	3	2	1.0	8.0	0

FIELD GOALS	FGM/FGA	PERCENT	RESULTS
Chase McLaughlin	3-3	100.0	36G, 57G, 39G
<b>TOTAL</b>	<b>3-3</b>	<b>100.0</b>	

### CAROLINA PANTHERS

PASSING	ATT	CP	YDS	SK/YD	TD	LG	INT	RTG
Bryce Young	18	11	94	3/26	0	42	0	74.8
<b>TOTAL</b>	<b>18</b>	<b>11</b>	<b>94</b>	<b>3/26</b>	<b>0</b>	<b>42</b>	<b>0</b>	<b>74.8</b>

RUSHING	ATT	YDS	AVG	LG	TD
Chuba Hubbard	23	83	3.6	17	0
Bryce Young	2	24	12.0	20	0
Miles Sanders	3	18	6.0	13	0
Raheem Blackshear	1	6	6.0	6	0
<b>TOTAL</b>	<b>29</b>	<b>131</b>	<b>4.5</b>	<b>20</b>	<b>0</b>

RECEIVING	NO	YDS	AVG	LG	TD
DJ Chark Jr.	2	46	23.0	42	0
Adam Thielen	2	12	6.0	8	0
Tommy Tremble	2	11	5.5	7	0
Chuba Hubbard	2	9	4.5	8	0
Ihmir Smith-Marsette	1	6	6.0	6	0
Terrace Marshall Jr.	1	5	5.0	5	0
Ian Thomas	1	5	5.0	5	0
<b>TOTAL</b>	<b>11</b>	<b>94</b>	<b>8.5</b>	<b>42</b>	<b>0</b>

TOP DEFENSE	TOT	SOLO	AST	SCK	YDS	INT
Derrick Brown	7	6	1	1.0	9.0	0
Donte Jackson	7	6	1	0.0	0.0	0
Frankie Luvu	6	3	3	0.0	0.0	0

FIELD GOALS	FGM/FGA	PERCENT	RESULTS
Matthew Wright	0-1	0.0	52WL
<b>TOTAL</b>	<b>0-1</b>	<b>0.0</b>	

### Team Statistics

	Buccaneers	Panthers
First Downs	14	11
3rd-Down Eff. (Made/Att/Pct)	6/16/38%	2/12/17%
4th-Down Eff. (Made/Att/Pct)	0/0/0%	2/2/100%
Total Net Yards	228	199
Total Plays	64	50
Yards Per Play	3.6	4.0
Rushes/Net Yards	29/113	29/131
Net Passing	115	68
Pass Attempts/Completions	32/20	18/11
Had Intercepted	0	0
Sacked/Yards Lost	3/22	3/26
Punts/Average	6/55.0	6/41.0
Penalties/Yards	3/15	3/20
Fumbles/Lost	1/0	2/2
Possession Time	31:24	28:36

# 2023 ROSTER TRANSACTIONS

DATE	POS.	NAME	TRANSACTION	DATE	POS.	NAME	TRANSACTION
8-Jan	CB	Lamar Jackson	Signed to future deal	4-Nov	S	Mathias Farley	Signed to active roster from practice squad
8-Jan	CB	AJ Parker	Signed to future deal	4-Nov	OLB	Justin Houston	Placed on injured reserve
8-Jan	DE	Raequan Williams	Signed to future deal	3-Nov	CB	David Long Jr.	Claimed off waivers
8-Jan	OT	Badara Traore	Signed to future deal	3-Nov	LB	Claudin Cheruslus	Placed on injured reserve
8-Jan	TE	Chris Pierce	Signed to future deal	2-Nov	CB	Mark Milton	Signed to practice squad
8-Jan	TE	Jordan Matthews	Signed to future deal	25-Oct	TE	Jordan Matthews	Signed to practice squad
8-Jan	WR	Cam Sims	Signed to future deal	25-Oct	QB	Jake Luton	Signed to practice squad
8-Jan	WR	Jalen Camp	Signed to future deal	24-Oct	G	Austin Corbett	Activated from PUP
8-Jan	RB	Spencer Brown	Signed to future deal	24-Oct	OL	Justin McCray	Released from practice squad
8-Jan	RB	Mike Boone	Signed to future deal	24-Oct	OL	Brett Toth	Signed
8-Jan	RB	Tarik Cohen	Signed to future deal	24-Oct	OLB	Luiji Vilain	Signed
8-Jan	DT	Nick Thurman	Signed free agent	24-Oct	TE	Giovanni Ricci	Placed on injured reserve
8-Jan	DE	LaBryan Ray	Signed free agent	24-Oct	OLB	Yetur Gross-Matos	Placed on injured reserve
8-Jan	TE	Stephen Sullivan	Signed free agent	24-Oct	DB	Jeremy Chinn	Placed on injured reserve
2-Jan	K	Matthew Wright	Signed to practice squad	17-Oct	S	Alex Cook	Signed
1-Jan	RB	Mike Boone	Signed to practice squad	14-Oct	TE	Ian Thomas	Placed on injured reserve
1-Jan	G	JD DiRenzo	Signed to active roster from practice squad	14-Oct	TE	Stephen Sullivan	Activated from injured reserve
1-Jan	WR	Jonathan Mingo	Placed on injured reserve	10-Oct	DT	Jayden Peevy	Signed to practice squad
29-Dec	G	Gabe Jackson	Signed to active roster from practice squad	10-Oct	CB	Dicaprio Bootle	Signed to active roster from practice squad
28-Dec	G	Ilm Manning	Signed	10-Oct	CB	Sam Webb	Waived
27-Dec	RB	Tarik Cohen	Returned to practice squad from injured reserve	04-Oct	TE	Stephen Sullivan	Returned from injured reserve
27-Dec	OLB	Amare Barno	Placed on injured reserve	04-Oct	G	Austin Corbett	Returned to practice (PUP)
20-Dec	QB	Jake Luton	Released from practice squad	30-Sep	WR	Matt Landers	Signed to practice squad
19-Dec	OT	Badara Traore	Signed to practice squad	22-Sep	CB	Stantley Thomas-Oliver	Released from practice squad injured reserve
19-Dec	OLB	Justin Houston	Released	20-Sep	CB	Robert Rochell	Signed to practice squad
15-Dec	DE	Chris Wormley	Signed to active roster from practice squad	20-Sep	QB	Jake Luton	Signed to practice squad
15-Dec	G	Justin McCray	Placed on injured reserve	20-Sep	CB	Mark Milton	Released from practice squad
15-Dec	TE	Hayden Hurst	Placed on injured reserve	20-Sep	LB	Deion Jones	Signed to active roster from practice squad
13-Dec	TE	Chris Pierce	Signed to practice squad	19-Sep	S	Mathias Farley	Signed to practice squad
6-Dec	WR	Jalen Camp	Signed to practice squad	19-Sep	S	Eric Rowe	Released from practice squad
6-Dec	WR	Cam Sims	Signed to practice squad	19-Sep	LB	Shaq Thompson	Placed on injured reserve
5-Dec	OLB	Jordan Thomas	Released from practice squad	15-Sep	CB	Jaycee Horn	Placed on injured reserve
5-Dec	WR	Matt Landers	Released from practice squad	14-Sep	CB	Sam Webb	Signed
5-Dec	QB	Jake Luton	Signed to practice squad	13-Sep	RB	Tarik Cohen	Signed to practice squad
5-Dec	OL	Justin McCray	Signed	13-Sep	WR	Michael Strachan	Signed to practice squad
4-Dec	G	Brett Toth	Released	13-Sep	RB	Spencer Brown	Released from practice squad
2-Dec	OLB	Yetur Gross-Matos	Activated from injured reserve	13-Sep	CB	Stantley Thomas-Oliver	Placed on practice squad injured reserve
2-Dec	DB	Jeremy Chinn	Activated from injured reserve	13-Sep	OL	Brady Christensen	Placed on injured reserve
2-Dec	CB	Jaycee Horn	Activated from injured reserve	12-Sep	CB	Lamar Jackson	Signed to practice squad
1-Dec	CB	David Long Jr.	Released	12-Sep	WR	Dezmon Patmon	Released from practice squad
1-Dec	WR	Michael Strachan	Signed to active roster from practice squad	11-Sep	LB	Deion Jones	Signed to practice squad
30-Nov	CB	Shaquill Griffin	Claimed off waivers	11-Sep	DE	Chris Wormley	Signed to practice squad
30-Nov	WR	Laviska Shenault Jr.	Placed on injured reserve	11-Sep	DL	Taylor Stallworth	Released from practice squad
30-Nov	QB	Jake Luton	Released from practice squad	11-Sep	CB	Dicaprio Bootle	Signed to practice squad
30-Nov	G	Deonte Brown	Signed to practice squad	11-Sep	T	David Sharpe	Signed to active roster from practice squad
29-Nov	G	Chandler Zavala	Placed on injured reserve	8-Sep	LB	Chandler Wooten	Signed to active roster
29-Nov	G	Gabe Jackson	Signed to practice squad	5-Sep	WR	Dezmon Patmon	Signed to practice squad
28-Nov	DT	Rashard Lawrence	Released from practice squad	4-Sep	OLB	Marquis Haynes Sr.	Placed on injured reserve
28-Nov	S	Mathias Farley	Signed to practice squad	1-Sep	RB	Jashaun Corbin	Signed to practice squad
22-Nov	CB	Dicaprio Bootle	Placed on injured reserve	1-Sep	OT	David Sharpe	Signed to practice squad
22-Nov	RB	Austin Corbett	Placed on injured reserve	31-Aug	LB	Chandler Wooten	Signed to practice squad
18-Nov	TE	Ian Thomas	Activated from injured reserve	31-Aug	WR	Derek Wright	Signed to practice squad
15-Nov	TE	Jordan Matthews	Signed to practice squad	31-Aug	TE	Stephen Sullivan	Placed on injured reserve
14-Nov	G	Deonte Brown	Released	30-Aug	OL	Justin McCray	Signed to practice squad
14-Nov	LB	Tae Davis	Signed	30-Aug	OL	Deonte Brown	Signed to practice squad
14-Nov	T	David Sharpe	Signed	30-Aug	OL	J.D. DiRenzo	Signed to practice squad
14-Nov	G	Calvin Throckmorton	Released	30-Aug	RB	Spencer Brown	Signed to practice squad
13-Nov	S	Mathias Farley	Released	30-Aug	DL	Raequan Williams	Signed to practice squad
13-Nov	TE	Jordan Matthews	Released	30-Aug	DL	Taylor Stallworth	Signed to practice squad
13-Nov	OLB	Ekun Lotua	Signed to active roster from practice squad	30-Aug	OLB	Ekun Lotua	Signed to practice squad
13-Nov	OT	David Sharpe	Signed to practice squad	30-Aug	OLB	Jordan Thomas	Signed to practice squad
10-Nov	DL	Rashard Lawrence	Signed to practice squad	30-Aug	S	Eric Rowe	Signed to practice squad
10-Nov	CB	Mark Milton	Released from practice squad	30-Aug	CB	Stantley Thomas-Oliver	Signed to practice squad
9-Nov	OLB	Marquis Haynes Sr.	Activated from injured reserve	30-Aug	CB	Mark Milton	Signed to practice squad
9-Nov	OT	David Sharpe	Released	30-Aug	CB	D'Shawn Jamison	Claimed off waivers (San Francisco)
7-Nov	LB	Ace Eley	Signed to practice squad	30-Aug	LB	Claudin Cheruslus	Claimed off waivers (New York Jets)
7-Nov	LB	Luiji Vilain	Placed on injured reserve	30-Aug	G	Calvin Throckmorton	Claimed off waivers (New Orleans)
7-Nov	OLB	Chandler Wooten	Placed on injured reserve	29-Aug	OT	Cameron Erving	Terminated vested veteran
7-Nov	TE	Jordan Matthews	Signed to active roster from practice squad	29-Aug	CB	Greg Mabin	Terminated vested veteran
7-Nov	LB	Blake Martinez	Signed to practice squad	29-Aug	DT	Taylor Stallworth	Terminated vested veteran
6-Nov	RB	Spencer Brown	Signed to practice squad	29-Aug	DE	Henry Anderson	Placed on injured reserve
6-Nov	RB	Tarik Cohen	Placed on practice squad injured reserve	29-Aug	OL	Austin Corbett	Placed on reserve/PUP

# 2023 ROSTER TRANSACTIONS

DATE	POS.	NAME	TRANSACTION	DATE	POS.	NAME	TRANSACTION
29-Aug	T	Cameron Erving	Terminated vested veteran	12-May	CB	Rejzohn Wright	Signed to active roster
29-Aug	CB	Greg Mabin	Terminated vested veteran	12-May	WR	Josh Vann	Signed to active roster
29-Aug	DT	Taylor Stallworth	Terminated vested veteran	12-May	RB	Camerun Peoples	Signed to active roster
29-Aug	RB	Spencer Brown	Waived	12-May	ILB	Bumper Pool	Signed to active roster
29-Aug	WR	Shi Smith	Waived	12-May	S	Nico Bolden	Signed to active roster
29-Aug	WR	Javon Wims	Waived	12-May	CB	Colby Richardson	Signed to active roster
29-Aug	WR	Josh Vann	Waived	12-May	OL	J.D. DiRenzo	Signed to active roster
29-Aug	OL	Justin McCray	Waived	12-May	OLB	Eku Leota	Signed to active roster
29-Aug	OL	Michael Jordan	Waived	12-May	G	Nash Jensen	Signed to active roster
29-Aug	OL	Deonte Brown	Waived	12-May	T	Ricky Lee	Signed to active roster
29-Aug	OL	Sam Tecklenburg	Waived	12-May	DL	Jalen Redmond	Signed to active roster
29-Aug	OL	J.D. DiRenzo	Waived	12-May	CB	Mark Milton	Signed to active roster
29-Aug	DL	Raequan Williams	Waived	11-May	OL	Michael Jordan	Signed free agent
29-Aug	OLB	Kobe Jones	Waived	10-May	LB	DJ Johnson	Agreed to terms
29-Aug	OLB	Eku Leota	Waived	9-May	T	Cam Erving	Agreed to terms
29-Aug	OLB	Jordan Thomas	Waived	8-May	G	Chandler Zavala	Agreed to terms
29-Aug	LB	Deion Jones	Waived	2-May	S	Jammie Robinson	Agreed to terms
29-Aug	LB	Brandon Smith	Waived	14-Apr	WR	Damiere Byrd	Signed unrestricted free agent
29-Aug	LB	Ace Eley	Waived	12-Apr	DB	Eric Rowe	Signed unrestricted free agent
29-Aug	S	Eric Rowe	Waived	10-Apr	DT	John Penisini	Signed unrestricted free agent
29-Aug	CB	Keith Taylor Jr.	Waived	4-Apr	LB	Karnu Grugier-Hill	Signed unrestricted free agent
29-Aug	CB	Stantley Thomas-Oliver	Waived	30-Mar	WR	DJ Chark	Signed unrestricted free agent
29-Aug	CB	Herb Miller	Waived	22-Mar	RB	Miles Sanders	Signed unrestricted free agent
29-Aug	CB	Mac McCain	Waived	21-Mar	WR	Adam Thielen	Signed unrestricted free agent
29-Aug	CB	Mark Milton	Waived	21-Mar	G	Justin McCray	Signed unrestricted free agent
28-Aug	WR	Ihmir Smith-Marsette	Acquired via trade	20-Mar	S	Vonn Bell	Signed unrestricted free agent
26-Aug	QB	Jake Luton	Waived	17-Mar	DT	DeShawn Williams	Signed unrestricted free agent
26-Aug	RB	Camerun Peoples	Waived	17-Mar	QB	Andy Dalton	Signed unrestricted free agent
26-Aug	WR	Gary Jennings	Waived	17-Mar	DT	Shy Tuttle	Signed unrestricted free agent
26-Aug	WR	CJ Saunders	Waived	16-Mar	TE	Hayden Hurst	Signed unrestricted free agent
26-Aug	T	Larnel Coleman	Waived	14-Mar	C	Pat Elflein	Released from active roster
26-Aug	DL	Antwan Jackson	Waived	13-Mar	C	Bradley Bozeman	Agreed to terms
26-Aug	LB	Bumper Pool	Waived	13-Mar	S	Sam Franklin	Tendered offer
26-Aug	S	Collin Duncan	Waived				
26-Aug	S	Josh Thomas	Waived				
26-Aug	CB	Rejzohn Wright	Waived				
26-Aug	K	Matthew Wright	Waived				
22-Aug	CB	Troy Hill	Signed				
21-Aug	DL	Marquan McCall	Waived				
16-Aug	CB	Collin Duncan	Signed				
16-Aug	WR	Damiere Byrd	Placed on injured reserve				
8-Aug	K	Matthew Wright	Signed				
8-Aug	T	BJ Wilson	Waived				
8-Aug	DE	Jalen Redmond	Waived				
8-Aug	OLB	Justin Houston	Signed				
4-Aug	CB	Mac McCain	Signed				
4-Aug	CB	Colby Richardson	Waived				
1-Aug	OLB	Arron Mosby	Waived				
1-Aug	DT	John Penisini	Waived-Failed Physical				
31-Jul	DE	Nick Thurman	Signed				
31-Jul	LB	Deion Jones	Signed				
31-Jul	DT	LaBryan Ray	Signed				
31-Jul	DT	Bravion Roy	Waived				
29-Jul	QB	Jake Luton	Signed				
28-Jul	RB	Tiyon Evans	Waived				
26-Jul	WR	Javon Wims	Signed				
26-Jul	WR	Marquez Stevenson	Waived				
30-Jun	S	Myles Dorn	Waived				
30-Jun	DT	Taylor Stallworth	Signed				
15-Jun	S	Josh Thomas	Claimed off waivers				
15-Jun	CB	Greg Mabin	Signed				
15-Jun	S	Vernon Scott	Waived				
12-Jun	DT	Jalen Dalton	Waived				
8-Jun	DT	Jalen Dalton	Claimed off waivers				
8-Jun	RB	Tiyon Evans	Claimed off waivers				
18-May	QB	Jacob Eason	Waived				
18-May	WR	Preston Williams	Waived				
16-May	S	Nico Bolden	Waived				
16-May	LB	Ace Eley	Signed to active roster				
16-May	OLB	Jordan Thomas	Signed to active roster				
16-May	WR	Marquez Stevenson	Signed to active roster				
16-May	DB	Vernon Scott	Signed to active roster				
16-May	WR	Gary Jennings	Signed to active roster				
16-May	DE	Antwan Jackson	Signed to active roster				
15-May	DE	Antwan Jackson	Signed to active roster				

# RECORDS





# RECORDS: REGULAR INDIVIDUAL

## SERVICE

### Most Games Played

243	J.J. Jansen, 2009-23
221	John Kasay, 1995-2010
182	Steve Smith, 2001-13

### Most Games Started

167	Jordan Gross, 2003-13
161	Steve Smith, 2001-13
158	Thomas Davis, 2005-18

## SCORING

### POINTS

#### Most Points, Career

1,482	John Kasay, 1995-2010 [351 FG, 429 PAT]
742	Graham Gano, 2012-19 [165 FG, 247 PAT]
454	Steve Smith, 2001-13 [75 TD: 67-P, 2-R, 6-RET, 2PF: 2-P]

#### Most Points, Season

146	Graham Gano, 2015 [30 FG, 56 PAT]
145	John Kasay, 1996 [37 FG, 34 PAT]
130	John Kasay, 2008 [28 FG, 46 PAT]

#### Most Points, Game

24	DeAngelo Williams at New York Giants 12/21/08 (4-R)
24	DeAngelo Williams at Green Bay 11/20/08 (4-R)
20	D'Otta Foreman vs. Atlanta Falcons 10/30/22 (3-R, 2 pt.)
	John Kasay, vs New Orleans 12/5/04 (6 FG, 2 PAT)

#### Most Consecutive Games, Scoring

105	John Kasay, 2004-10
98	Graham Gano, 2012-18
67	John Kasay, 1998-2004

### TOUCHDOWNS

#### Most Touchdowns, Career

75	Steve Smith, 2001-13 (67-P, 6-RET, 2-R)
63	Cam Newton, 2011-19; 2021 (63-R)
58	Jonathan Stewart, 2008-17 (51-R, 7-P)

#### Most Touchdowns, Season

20	DeAngelo Williams, 2008 (18-R, 2-P)
19	Christian McCaffrey, 2019 (15-R, 2-P)
16	Muhsin Muhammad, 2004 (16-P)

#### Most Touchdowns, Game

4	DeAngelo Williams, at New York Giants 12/21/08 (4 rush)
4	DeAngelo Williams, at Green Bay 11/20/08 (4 rush)
3	17x, most recently, D'Onta Foreman, vs Atlanta Falcons 10/30/22 (3 rush)

#### Most Consecutive Games, Scoring Touchdown

8	DeAngelo Williams, 2008
7	Christian McCaffrey, 2019
6	Patrick Jeffers, 1999

### POINTS AFTER TOUCHDOWN (PATs)

#### Most PATs Attempted, Career

438	John Kasay, 1995-2010
260	Graham Gano, 2012-19
71	Joey Slye, 2019-20

#### Most PATs Attempted, Season

59	Graham Gano, 2015
46	John Kasay, 2008
45	Olindo Mare, 2011

#### Most PATs Attempted, Game

6	Graham Gano, vs Tampa Bay 11/4/18
	Graham Gano, vs Miami 11/13/17
	Graham Gano, at New Orleans 12/6/15
	Olindo Mare, vs Tampa Bay 12/24/11
	Shayne Graham, vs Cincinnati 12/8/02
	Richie Cunningham, vs New Orleans 1/2/00
	John Kasay, vs St. Louis 10/13/96

#### Most PATs Made, Career

429	John Kasay, 1995-2010
247	Graham Gano, 2012-19
64	Joey Slye, 2019-20

#### Most PATs Made, Season

56	Graham Gano, 2015
46	John Kasay, 2008
44	Olindo Mare, 2011

#### Most PATs Made, Game

6	Graham Gano, vs Tampa Bay 11/4/18
	Graham Gano, vs Miami 11/13/17
	Olindo Mare, vs Tampa Bay 12/24/11
	Shayne Graham, vs Cincinnati 12/8/02
	Richie Cunningham, vs New Orleans 1/2/00
	John Kasay, vs St. Louis 10/13/96

#### Most Consecutive PATs Made

157	John Kasay, 2005-09
107	Graham Gano, 2012-15
69	John Kasay, 1998-99, 2001

#### Most PATs, Season (no misses)

46	John Kasay, 2008
42	Graham Gano, 2013
34	Graham Gano, 2014

#### Most PATs, Game (no misses)

6	Graham Gano, vs Tampa Bay 11/4/18
	Graham Gano, vs Miami 11/13/17
	Olindo Mare, vs Tampa Bay 12/24/11
	Shayne Graham, vs Cincinnati 12/8/02
	Richie Cunningham, vs New Orleans 1/2/00
	John Kasay, vs St. Louis 10/13/96

### TWO-POINT CONVERSIONS

#### Most Two-Point Conversions, Career

2	Cam Newton, 2011-19
	Greg Olsen, 2011-19
	Steve Smith, 2001-13
	DeAngelo Williams, 2006-14
	Muhsin Muhammad, 1996-2004, 2008-09
	Kerry Collins, 1995-1998

#### Most Two-Point Conversions, Season

1	32x, most recently, Raheem Blackshear and Bryce Young, 2023
---	---

#### Most Two-Point Conversions, Game

1	32x, most recently, Raheem Blackshear, vs. Green Bay, (12/24/23)
---	--

### FIELD GOALS

#### Most Field Goals Attempted, Career

424	John Kasay, 1995-2010
193	Graham Gano, 2012-19
68	Joey Slye, 2019-20

#### Most Field Goals Attempted, Season

45	John Kasay, 1996
38	Graham Gano, 2016
	John Kasay, 2003

#### Most Field Goals Attempted, Game

6	John Kasay, at New Orleans 12/5/04
	John Kasay, at San Francisco 11/8/98
5	17x, most recently, Joey Slye, at Los Angeles Chargers 9/27/20

#### Most Field Goals Made, Career

351	John Kasay, 1995-2010
165	Graham Gano, 2012-19
58	Eddy Pineiro, 2022-23

#### Most Field Goals, Season

37	John Kasay, 1996
33	Eddy Pineiro, 2022
32	John Kasay, 2003

#### Most Field Goals, Game

6	John Kasay, at New Orleans 12/5/04
5	4x, most recently, Joey Slye, at Los Angeles Chargers 9/27/20

#### Most Field Goals, One Quarter

3	Eddy Pineiro, vs. Pittsburgh Steelers 12/18/22 (4th)
	Graham Gano, vs San Francisco 9/18/16 (4th)
	Graham Gano, at Buffalo 9/15/13 (4th)
	Graham Gano, vs Atlanta 12/9/12 (2nd)
	John Kasay, at San Diego 9/7/08 (2nd)
	Joe Nedney, vs St. Louis 12/3/00 (4th)
	John Kasay, at Atlanta 9/7/97 (4th)

#### Most Consecutive Games, Scoring Field Goals

19	John Kasay, 2007-08
18	Joey Slye, 2019-20
15	Graham Gano, 2016-17
	John Kasay, 1996-97
	John Kasay, 2001-03

#### Most Consecutive Field Goals

28	Graham Gano, 2017-18
25	Eddy Pineiro, 2022-23
20	Graham Gano, 2014-15

#### Longest Field Goal

63	Graham Gano, vs New York Giants 10/7/18
67	Zane Gonzalez, at Atlanta 10/31/21
56	Joey Slye, vs Detroit 11/22/20
	John Kasay, vs Green Bay 9/27/98
	Eddy Pineiro, vs Minnesota, 10/1/23

#### Longest Field Goal, Attempted

67	Joey Slye, at Kansas City 11/8/20 (WR)
65	Joey Slye, at New Orleans 10/25/20 (S)
	John Kasay, vs Dallas 10/28/06 (S)

#### Highest Field Goal Percentage, Career (Min 25 att)

92.86	Joe Nedney, 2000 (28-26)
90.62	Eddy Pineiro, 2022-23 (64-58)
85.49	Graham Gano, 2012-19 (193-165)

#### Highest Field Goal Percentage, Season (Min 1 att per game)

96.67	Graham Gano, 2017 (29-30)
94.29	Eddy Pineiro, 2022 (35-33)
92.86	Joe Nedney, 2000 (28-26)

#### Most Field Goals, No Misses, Game

6	John Kasay, at New Orleans 12/5/04
5	4x, most recently, Joey Slye, at Los Angeles Charger 9/27/20

#### Most Field Goal Attempts, 50 or More Yards, Career

68	John Kasay, 1995-2010
26	Graham Gano, 2012-2018
17	Joey Slye, 2019-20

#### Most Field Goals Made, 50 or More Yards, Career

34	John Kasay, 1995-2010
16	Graham Gano, 2012-19
9	Joey Slye, 2019-20

#### Most Field Goals Made, 50 or More Yards, Season

8	Joey Slye, 2019
---	-----------------

# RECORDS: REGULAR INDIVIDUAL

6	Graham Gano, 2013
5	Eddy Pineiro, 2023
<b>Most Field Goals Made, 50 or More Yards, Game</b>	
2	Zane Gonzalez, at Atlanta 10/31/21 (51, 57) Joey Slye, vs Tampa Bay 9/12/19 (54, 51) John Kasay, at Tampa Bay 9/24/06 (51, 50) John Kasay, vs New England 9/18/05 (51, 52) John Kasay, at New Orleans 9/8/96 (51, 51) Eddy Pineiro, vs New Orleans 9/18/23 (52, 54)

## RUSHING

### RUSHING ATTEMPTS

#### Most Rushing Attempts, Career

1,699	Jonathan Stewart, 2008-17
1,432	DeAngelo Williams, 2006-14
981	Cam Newton, 2011-19, 2021

#### Most Rushing Attempts, Season

318	Stephen Davis, 2003
300	Anthony Johnson, 1996
287	Christian McCaffrey, 2019

#### Most Rushing Attempts, Rookie, Season

184	Jonathan Stewart, 2008
182	Fred Lane, 1997
172	Chuba Hubbard, 2021

#### Most Rushing Attempts, Game

36	Nick Goings, at New Orleans 12/5/04
35	Fred Lane, vs New Orleans 11/1/98
34	Fred Lane, vs Dallas 12/8/97

### RUSHING YARDS

#### Most Rushing Yards, Career

7,318	Jonathan Stewart, 2008-17
6,846	DeAngelo Williams, 2006-14
5,036	Cam Newton, 2011-19, 2021

#### Most Rushing Yards, Season

1,515	DeAngelo Williams, 2008
1,444	Stephen Davis, 2003
1,387	Christian McCaffrey, 2019

#### Most Rushing Yards, Rookie, Season

836	Jonathan Stewart, 2008
809	Fred Lane, 1997
706	Cam Newton, 2011

#### Most Rushing Yards, Game

210	DeAngelo Williams, at New Orleans 12/30/12
206	Jonathan Stewart, at New York Giants 12/27/09
186	DeAngelo Williams, vs Tampa Bay 12/8/08

#### Most Games, 100 or More Rushing Yards, Career

18	DeAngelo Williams, 2006-14
16	Jonathan Stewart, 2008-17
12	Christian McCaffrey, 2017-22

#### Most Games, 100 or More Rushing Yards, Season

8	DeAngelo Williams, 2008
7	Stephen Davis, 2003
6	Christian McCaffrey, 2019

#### Most Consecutive Games, 100 or More Rushing Yards

4	DeAngelo Williams, 2008
3	Nick Goings, 2004
3	Stephen Davis, 2003

#### Longest Run From Scrimmage

84	Christian McCaffrey, vs Jacksonville 10/6/19
77	DeAngelo Williams, at Arizona 11/1/09
76	Christian McCaffrey, at Arizona 9/22/19

### AVERAGE RUSHING GAIN

#### Highest Average Rushing Gain, Career (min 100 att)

5.13	Cam Newton, 2011-19, 2021 (981-5,036)
4.78	DeAngelo Williams, 2006-2014 (1,432-6,846)
4.60	Christian McCaffrey, 2017-2022 (866-3,950)

#### Highest Average Rushing Gain, Season (min 100 att)

5.83	Cam Newton, 2012 (1,277-741)
5.6	Cam Newton, 2011 (1,268-706)
5.55	DeAngelo Williams, 2008 (273-1,515)

#### Highest Average Rushing Gain, Game (min 10 att)

12.1	DeAngelo Williams, at Arizona 10/14/07 (10-121)
11.83	Tshimanga Biakabotuka, at Washington 10/3/99 (12-142)
10.6	Christian McCaffrey, at Tampa Bay 12/2/18 (10-106)

### RUSHING TOUCHDOWNS

#### Most Rushing Touchdowns, Career

63	Cam Newton, 2011-2019, 2021
51	Jonathan Stewart, 2008-2017
46	DeAngelo Williams, 2006-2014

#### Most Rushing Touchdowns, Season

18	DeAngelo Williams, 2008
15	Christian McCaffrey, 2019
14	Cam Newton, 2011

#### Most Rushing Touchdowns, Rookie, Season

14	Cam Newton, 2011
10	Jonathan Stewart, 2008
7	Fred Lane, 1997

#### Most Rushing Touchdowns, Game

4	DeAngelo Williams, at New York Giants 12/21/08
4	DeAngelo Williams, at Green Bay 11/30/08
3	8x, most recently, D'Onta Foreman, vs Atlanta Falcons 10/30/22

#### Most Consecutive Games Rushing For Touchdown

8	DeAngelo Williams, 2008
7	Christian McCaffrey, 2019
5	Cam Newton, 2021

## PASSING

### PASS ATTEMPTS

#### Most Pass Attempts, Career

4,106	Cam Newton, 2011-19, 2021
2,669	Jake Delhomme, 2003-09
1,723	Steve Beuerlein, 1996-2000

#### Most Pass Attempts, Season

571	Steve Beuerlein, 1999
540	Chris Weinke, 2001
533	2x, most recently, Jake Delhomme, 2004

#### Most Pass Attempts, Rookie, Season

540	Chris Weinke, 2001
527	Bryce Young, 2023
517	Cam Newton, 2011

#### Most Pass Attempts, Game

63	Chris Weinke, vs Arizona 12/30/01
61	Chris Weinke, vs New York Giants 12/10/06
58	Andy Dalton, at Seattle 9/24/23

### COMPLETIONS

#### Most Completions, Career

2,440	Cam Newton, 2011-2019, 2021
1,580	Jake Delhomme, 2003-2009
1,041	Steve Beuerlein, 1996-2000

#### Most Completions, Season

343	Steve Beuerlein, 1999
340	Teddy Bridgewater, 2020
324	Steve Beuerlein, 2000

#### Most Completions, Rookie, Season

315	Bryce Young, 2023
310	Cam Newton, 2011
293	Chris Weinke, 2001

#### Most Completions, Game

36	Teddy Bridgewater at Kansas City 11/8/20
36	Chris Weinke, vs Arizona 12/30/01
34	Chris Weinke, vs New York Giants 12/10/06
34	Andy Dalton, at Seattle 9/24/23

#### Most Consecutive Passes Completed

18	Bryce Young, vs Minnesota 10/1/23
16	Cam Newton, at Detroit 11/18/18 (2) and vs Seattle 11/25/18 (14)
15	Steve Beuerlein, vs Philadelphia 11/7/99 (6) and at St. Louis 11/14/99 (9)
15	Cam Newton, at New Orleans 12/6/15
15	Teddy Bridgewater, vs Denver 12/13/20

### COMPLETION PERCENTAGE

#### Highest Completion Percentage, Career (min 200 att)

69.11	Teddy Bridgewater, 2020 (492-340)
62.12	Kyle Allen, 2018-19 (520-323)
60.42	Steve Beuerlein, 1996-2000 (1,723-1,041)

#### Highest Completion Percentage, Season (Qualifiers)

69.11	Teddy Bridgewater, 2020 (492-340)
67.94	Cam Newton, 2018 (471-320)
62.97	Steve Beuerlein, 1998 (343-216)

#### Highest Completion Percentage, Rookie, Season

59.96	Cam Newton, 2011 (517-310)
59.77	Bryce Young, 2023 (527-315)
56.75	Matt Moore, 2007 (111-63)

#### Highest Completion Percentage, Game (min 20 att)

85.19	Jake Delhomme, at New Orleans 12/31/06 (27-23)
84.00	Cam Newton, at Tennessee 11/15/15 (25-21)
83.33	Cam Newton, vs Seattle 11/25/18 (30-25)

### PASSING YARDS

#### Most Passing Yards, Career

29,725	Cam Newton, 2011-19, 2021
19,258	Jake Delhomme, 2003-09
12,690	Steve Beuerlein, 1996-2000

#### Most Passing Yards, Season

4,436	Steve Beuerlein, 1999
4,051	Cam Newton, 2011
3,886	Jake Delhomme, 2004

#### Most Passing Yards, Rookie, Season

4,051	Cam Newton, 2011
2,931	Chris Weinke, 2001
2,877	Bryce Young, 2023

#### Most Passing Yards, Game

432	Cam Newton, vs Green Bay 9/18/11
423	Chris Weinke, vs New York Giants 12/10/06
422	Cam Newton, at Arizona 9/11/11

#### Most Games, 300 or More Passing Yards, Career

20	Cam Newton, 2011-2018
11	Jake Delhomme, 2003-2009
8	Steve Beuerlein, 1996-2000



# RECORDS: REGULAR INDIVIDUAL

## Longest Pass Completion

91	Cam Newton (to Brandon LaFell), vs Tampa Bay 12/24/11 (TD)
89	Kerry Collins (to Willie Green), vs Atlanta 12/17/95 (TD)
88	Cam Newton (to Ted Ginn, Jr.), vs Oakland 11/27/16 (TD)
	Brian St. Pierre (to David Gettis), vs Baltimore 11/21/10 (TD)
	Steve Beuerlein (to Patrick Jeffers), at Pittsburgh 12/26/99 (TD)

## AVERAGE PASSING GAIN

### Highest Average Passing Gain, Career (min 1,500 att)

7.37	Steve Beuerlein, 1996-2000 (1,723-12,690)
7.24	Cam Newton, 2011-19, 2021 (4,106-29,725)
7.22	Jake Delhomme, 2003-09 (2,669-19,298)

### Highest Average Passing Gain, Season (Qualifiers)

7.98	Cam Newton, 2012 (485-3,869)
7.94	Jake Delhomme, 2008 (414-3,288)
7.86	Jake Delhomme, 2005 (435-3,421)

### Highest Average Passing Gain, Rookie, Season (Qualifiers)

7.84	Cam Newton, 2011 (517-4,051)
6.58	Matt Moore, 2007 (63-730)
6.27	Kerry Collins, 1995 (214-2,717)

### Highest Average Passing Gain, Game (min 20 att)

12.65	Cam Newton, vs New Orleans 9/16/12 (20-253)
12.62	Cam Newton, vs Atlanta 12/13/15 (21-265)
12.50	Jake Delhomme, at New Orleans 12/28/08 (20-250)

## TOUCHDOWN PASSES

### Most Touchdown Passes, Career

186	Cam Newton, 2011-19, 2021
120	Jake Delhomme, 2003-09
86	Steve Beuerlein, 1996-2000

### Most Touchdown Passes, Season

36	Steve Beuerlein, 1999
35	Cam Newton, 2015
29	Jake Delhomme, 2004

### Most Touchdown Passes, Game

5	4x, most recently, Cam Newton, at New York Giants 12/20/15
---	--

### Most Consecutive Games, Touchdown Passes

16	Cam Newton, 2014-15
13	Cam Newton, 2013-14
12	Steve Beuerlein, 1999-2000

## HIGHEST PERCENTAGE, TOUCHDOWN PASSES

### Highest %, Touchdown Passes, Career (min 1,500 att)

4.99	Steve Beuerlein, 1996-2000 (1,723-461)
4.53	Cam Newton, 2011-19, 2021 (4,106-186)
4.50	Jake Delhomme, 2003-09 (2,669-120)

### Highest %, Touchdown Passes, Season (Qualifiers)

7.07	Cam Newton, 2015 (495-35)
6.30	Steve Beuerlein, 1999 (571-36)
5.52	Jake Delhomme, 2005 (435-24)

### Highest %, Touchdown Passes, Rookie, Season (Qualifiers)

4.06	Cam Newton, 2011 (517-21)
3.23	Kerry Collins, 1995 (433-14)
2.70	Matt Moore, 2007 (111-3)

## PASSES HAD INTERCEPTED

### Most Passes Had Intercepted, Career

113	Cam Newton, 2011-19, 2021
89	Jake Delhomme, 2003-09
54	Kerry Collins, 1995-1998

### Most Passes Had Intercepted, Season

21	Kerry Collins, 1997
19	Chris Weinke, 2001
	Kerry Collins, 1995

### Most Consecutive Pass Attempts, None Intercepted

180	Cam Newton, 2015-16
176	Cam Newton, 2012
159	Kyle Allen, 2018-19

### Most Passes Had Intercepted, Game

4	12x, most recently, Kyle Allen, vs Atlanta 11/17/19
---	---

### Most Attempts, No Interceptions, Game

58	Andy Dalton, at Seattle 9/24/23
51	Chris Weinke, vs St. Louis 12/23/01
	Cam Newton, vs Tampa Bay 9/12/19
50	Jake Delhomme, vs New Orleans 1/2/05

## LOWEST PERCENTAGE, PASSES HAD INTERCEPTED

### Lowest %, Passes Had Intercepted, Career (min 1,500 att)

2.75	Cam Newton, 2011-19, 2021 (4,106-113)
2.90	Steve Beuerlein, 1996-2000 (1,723-50)
3.33	Jake Delhomme, 2003-09 (2,669-89)

### Lowest %, Passes Had Intercepted, Season (Qualifiers)

1.90	Bryce Young, 2023 (527-11)
2.02	Cam Newton, 2015 (495-10)
2.24	Teddy Bridgewater, 2020 (492-11)

### Lowest %, Passes Had Intercepted, Rookie, Season (Qualifiers)

1.90	Bryce Young, 2023 (527-11)
2.70	Matt Moore, 2007 (111-3)
3.01	Jimmy Clausen, 2010 (299-9)

## RECEIVING

### Most Receptions, Career

836	Steve Smith, 2001-13
696	Muhsin Muhammad, 1996-2004, 2008-09
524	Greg Olsen, 2011-19

### Most Receptions, Season

116	Christian McCaffrey, 2019
107	Christian McCaffrey, 2018
103	Steve Smith, 2005
	Adam Thielen, 2023

### Most Receptions, Rookie, Season

80	Christian McCaffrey, 2017
73	Kelvin Benjamin, 2014
55	DJ Moore, 2018

### Most Receptions, Game

15	Christian McCaffrey, at Indianapolis 10/22/19
14	Christian McCaffrey, at Atlanta 9/16/18
	Steve Smith, at Chicago 11/20/05

### Most Consecutive Games, Pass Reception

106	Steve Smith, 2006-2013
83	Greg Olsen, 2012-2017
74	DJ Moore, 2018-2022

## RECEIVING YARDS

### Most Receiving Yards, Career

12,197	Steve Smith, 2001-13
9,255	Muhsin Muhammad, 1996-2004, 2008-09
6,463	Greg Olsen, 2011-19

### Most Receiving Yards, Season

1,563	Steve Smith, 2005
1,421	Steve Smith, 2008
1,405	Muhsin Muhammad, 2004

### Most Receiving Yards, Rookie, Season

1,008	Kelvin Benjamin, 2014
788	DJ Moore, 2018
754	Keary Colbert, 2004

### Most Receiving Yards, Game

201	Steve Smith, vs Minnesota 10/30/05
192	Muhsin Muhammad, at New Orleans 9/13/98
189	2x, most recently, Steve Smith, at Baltimore 10/15/06

### Most Games, 100 or More Yards Receiving, Career

43	Steve Smith, 2001-13
27	Muhsin Muhammad, 1996-2004, 2008-09
15	DJ Moore, 2018-2022

### Most Games, 100 or More Yards Receiving, Season

9	Steve Smith, 2005
8	Steve Smith, 2008
7	Muhsin Muhammad, 2004

### Most Consecutive Games, 100 or More Yards Receiving

5	Patrick Jeffers, 1999
4	Steve Smith, 2008
	Steve Smith, 2005

### Longest Pass Reception

91	Brandon LaFell, vs Tampa Bay 12/24/11 (TD)
89	Willie Green, vs Atlanta 12/17/95 (TD)
88	Ted Ginn, Jr., at Oakland 11/27/16 (TD)
	David Gettis, vs Baltimore 11/21/10 (TD)
	Patrick Jeffers, at Pittsburgh 12/26/99 (TD)

## AVERAGE PER RECEPTION

### Highest Average Per Reception, Career (min 100 rec)

15.28	Ted Ginn, Jr., 2013, 2015-2016 (134-2,047)
14.59	Steve Smith, 2001-2013 (836-12,197)
14.47	Mark Carrier, 1995-98 (176-2547)

### Highest Average Per Reception, Season (min 50 rec)

18.22	Steve Smith, 2008 (78-1,421)
18.08	DJ Moore, 2020 (66-1,193)
17.65	Steve Smith, 2011 (79-1,394)

### Highest Average Per Reception, Game (min 3 rec)

44.33	Ricky Proehl, vs Tampa Bay 11/9/03 (3-133)
36.75	Willie Green, vs Atlanta 12/17/95 (4-147)
35.00	Ed Dickson, at Atlanta 10/8/17 (5-175)

## TOUCHDOWN RECEPTIONS

### Most Touchdown Receptions, Career

67	Steve Smith, 2001-2013
50	Muhsin Muhammad, 1996-2004, 2008-2009
44	Wesley Walls, 1996-2002

### Most Touchdown Receptions, Season

16	Muhsin Muhammad, 2004
12	Steve Smith, 2005
	Patrick Jeffers, 1999
	Wesley Walls, 1999

### Most Touchdown Receptions, Rookie, Season

9	Kelvin Benjamin, 2014
5	Christian McCaffrey, 2017
	Devin Funchess, 2015
	Keary Colbert, 2004

### Most Touchdown Receptions, Game

3	Steve Smith, vs Houston 9/16/07
	Steve Smith, at Miami 9/25/05
	Muhsin Muhammad, at San Francisco 11/14/04
	Muhsin Muhammad, vs San Francisco 12/18/99

# RECORDS: REGULAR INDIVIDUAL

## Most Consecutive Games, Touchdown Reception

6	Patrick Jeffers, 1999
5	Steve Smith 2009-10
	Muhsin Muhammad, 2004
	Wesley Wallis, 1999

## INTERCEPTIONS

### Most Interceptions, Career

27	Chris Gamble, 2004-12
25	Eric Davis, 1996-2000
18	Luke Kuechly, 2012-19

### Most Interceptions, Season

8	Doug Evans, 2001
7	Kurt Coleman, 2015
	Chris Gamble, 2005

### Most Interceptions, Rookie, Season

6	Chris Gamble, 2004
4	Donte Jackson, 2018
3	Robert Lester, 2013
	Richard Marshall, 2006
	Ricky Manning, Jr., 2003

### Most Interceptions, Game

3	Deon Grant, at Minnesota 9/22/02
2	26x, most recently, James Bradberry at Tampa Bay 10/13/19

### Most Consecutive Games, Interception

6	Doug Evans, 2001
5	Kurt Coleman, 2015
3	3x, most recently, Eric Davis, 1999

## INTERCEPTION RETURN YARDS

### Most Interception Return Yards, Career

421	Mike Minter, 1997-2006
326	Chris Gamble, 2004-2012
315	Richard Marshall, 2006-2010

### Most Interception Return Yards, Season

157	Chris Gamble, 2005
143	Julius Peppers, 2004
126	Doug Evans, 2001

### Most Interception Return Yards, Game

101	Chris Gamble, at Tampa Bay 11/6/05
99	Sam Franklin Jr., vs Minnesota 10/1/23
97	Julius Peppers, at Denver 10/10/04

### Longest Interception Return

99	Sam Franklin Jr., vs Minnesota 10/1/23 (TD)
97	Julius Peppers, at Denver 10/10/04
96	Tim McMyer, at San Francisco 11/9/95 (TD)

## TOUCHDOWNS

### Most Interception Returns for Touchdown, Career

5	Captain Munnerlyn, 2009-13
4	Mike Minter, 1997-2006
2	Kurt Coleman, 2015-16
	Josh Norman, 2012-15
	Chris Gamble, 2004-12
	Richard Marshall, 2006-10
	Julius Peppers, 2002-09, 17-18
	Eric Davis, 1996-2000

### Most Interception Returns for Touchdown, Season

2	Josh Norman, 2015
	Captain Munnerlyn, 2013, 2012
	Mike Minter, 2003
	Eric Davis, 1998

### Most Interception Returns for Touchdown, Game

1	38x, most recently, Troy Hill, at Miami 10/15/23
---	--

## PUNTING

### Most Punts, Career

570	Jason Baker, 2005-11
350	Todd Sauerbrun, 2001-04
291	Ken Walter, 1997-2000

### Most Punts, Season

104	Todd Sauerbrun, 2002
98	Jason Baker, 2006
95	2x, most recently, Jason Baker, 2010

### Most Punts, Rookie, Season

85	Ken Walter, 1997
76	Brad Nortman, 2012
45	Joe Charlton, 2020

### Most Punts, Game

11	Todd Sauerbrun, vs Chicago 12/22/02
10	3x, most recently, Todd Sauerbrun, vs New York Jets 10/28/01

### Longest Punt

76	Andy Lee, at Denver 9/8/16
73	Todd Sauerbrun, at Miami 11/4/01
72	3x, most recently, Brad Nortman, at Atlanta 12/28/14

### Most Gross Punting Yards, Career

25,064	Jason Baker, 2005-11
15,938	Todd Sauerbrun, 2001-04
13,022	Brad Nortman, 2012-15

### Most Gross Punting Yards, Season

4,735	Todd Sauerbrun, 2002
4,483	Jason Baker, 2006
4,419	Todd Sauerbrun, 2001

### Most Gross Punting Yards, Game

451	Brad Nortman, vs Denver 11/11/12
446	Tommy Barnhart, vs New Orleans 10/22/95
445	Todd Sauerbrun, vs New York Jets 10/28/01

## PUNTING AVERAGE

### Highest Gross Punting Average, Career (min 100 punts)

47.63	Johnny Hekker, 2022-23 [163-7.63]
45.54	Todd Sauerbrun, 2001-04 [350-15.938]
45.31	Michael Palardy, 2016-19 [243-11.011]

### Highest Gross Punting Average, Season (Min. 40 punts)

48.46	Johnny Hekker, 2022 [81-3.925]
47.77	Brad Nortman, 2013 [70-3.344]
47.52	Todd Sauerbrun, 2001 [93-4.419]

### Highest Gross Punting Average, Rookie, Season (Qualifiers)

46.27	Joseph Charlton, 2020 [45-2.082]
42.98	Brad Nortman, 2012 [76-3.267]
42.4	Ken Walter, 1997 [85-3.604]

### Highest Gross Punting Average, Game (min 4 att)

63.00	Andy Lee, at Denver 9/8/16 [4-252]
56.71	Brad Nortman, at Miami 11/24/13 [7-397]
55.83	Todd Sauerbrun, at Washington 10/21/01 [6-335]

### Highest Net Punting Average, Season

44.12	Johnny Hekker, 2022
43.02	Johnny Hekker, 2023
42.44	Michael Palardy, 2017

## INSIDE THE ED

### Most Punts Inside 20, Career

169	Jason Baker, 2005-2011
113	Todd Sauerbrun, 2001-2004
91	Brad Nortman, 2012-2015

### Most Punts Inside 20, Season

39	Johnny Hekker, 2022
35	Todd Sauerbrun, 2001
31	Jason Baker, 2006
	Todd Sauerbrun, 2002

### Most Punts Inside 20, Game

6	Todd Sauerbrun, vs Chicago 12/22/02
---	-------------------------------------

## TOUCHBACKS

### Most Touchbacks, Career

46	Todd Sauerbrun, 2001-04
42	Jason Baker, 2005-11
22	Brad Nortman, 2012-15

### Most Touchbacks, Season

17	Todd Sauerbrun, 2001
12	Jason Baker, 2006
	Todd Sauerbrun, 2002

### Most Touchbacks, Game

3	5x, most recently, Jason Baker, vs Jacksonville 9/25/11
---	---

## PUNTS HAD BLOCKED

### Most Punts Had Blocked, Game

2	Brad Nortman, at Minnesota 11/30/14
	Todd Sauerbrun, at New York Giants 12/28/03
1	14x, most recently, Lachlan Edwards, at Miami 11/28/21

## PUNT RETURNS

### Most Punt Returns, Career

178	Steve Smith, 2001-13
110	Winslow Oliver, 1996-98
82	Ted Ginn, Jr., 2013, 2015-16

### Most Punt Returns, Season

55	Steve Smith, 2002
52	Winslow Oliver, 1996
44	2x, most recently, Steve Smith, 2003

### Most Punt Returns, Rookie, Season

52	Winslow Oliver, 1996
34	Steve Smith, 2001
31	Captain Munnerlyn, 2009

### Most Punt Returns, Game

9	Steve Smith, vs Detroit 9/15/02
7	Mark Jones, at Oakland 11/9/08
	Eric Gullford, vs Indianapolis 12/3/95

## FAIR CATCHES

### Most Fair Catches, Career

72	Ted Ginn, Jr., 2013, 2015-16
47	Steve Smith, 2001-13
33	Winslow Oliver, 1996-98

### Most Fair Catches, Season

30	Alan Erickson, 2021
26	Ted Ginn, Jr., 2013
24	Ted Ginn, Jr., 2016

### Most Fair Catches, Game

5	Tyrone Poolo, at Atlanta 9/7/97
	Eric Gullford, at Atlanta 9/3/95 (OT)
4	8x, most recently, Alex Erickson, at Buffalo 12/19/21

# RECORDS: REGULAR INDIVIDUAL

## PUNT RETURN YARDS

### Most Punt Return Yards, Career

1,652	Steve Smith, 2001-13
1,173	Winston Oliver, 1996-98
795	Ted Ginn, Jr., 2013, 2015-16

### Most Punt Return Yards, Season

598	Winston Oliver, 1996
475	Eric Gullford, 1995
470	Steve Smith, 2002

### Most Punt Return Yards, Rookie, Season

598	Winston Oliver, 1996
364	Steve Smith, 2001
278	Captain Munnerlyn, 2009

### Most Punt Return Yards, Game

153	Steve Smith, vs Cincinnati 12/8/02
123	Mark Jones, at Oakland 11/9/08
107	Eric Gullford, vs Indianapolis 12/3/95

### Longest Punt Return

87	Steve Smith, vs Cincinnati 12/8/02 [TD]
84	Winston Oliver, at New Orleans 9/8/96 [TD]
79	Ihmir Smith-Marsette, at Chicago 11/9/23 [TD]
	Corey Brown, vs Chicago 10/5/14 [TD]

## PUNT RETURN AVERAGE

### Highest Punt Return Average, Career (min 50 att)

10.66	Winston Oliver, 1996-98 (110-1,173)
9.70	Ted Ginn, Jr., 2013, 15-2016 (82-795)
9.28	Steve Smith, 2001-13 (178-1,652)

### Highest Punt Return Average, Season (Qualifiers)

12.15	Ted Ginn, Jr., 2013 (26-316)
11.50	Winston Oliver, 1996 (52-598)
11.40	Mark Jones, 2008 (39-443)

### Highest Punt Return Average, Rookie, Season (Qualifiers)

11.50	Winston Oliver, 1996 (52-598)
10.71	Steve Smith, 2001 (34-364)
8.97	Captain Munnerlyn, 2009 (31-278)

### Highest Punt Return Average, Game (min 3 att)

51.00	Steve Smith, vs Cincinnati 12/8/02 (3-153)
34.33	Winston Oliver, at New Orleans 9/8/96 (3-103)
31.00	Iheanyi Uweazuko, vs San Diego 12/17/03 (3-93)

## TOUCHDOWNS

### Most Punt Returns for Touchdown, Career

4	Steve Smith, 2001-2013
1	Six players, most recently, Ihmir Smith-Marsette, 2023

### Most Punt Returns for Touchdown, Season

2	Steve Smith, 2002
1	8x, most recently, Ihmir Smith-Marsette, 2023

### Most Punt Returns for Touchdown, Rookie, Season

1	Corey Brown, 2014
	Steve Smith, 2001
	Winston Oliver, 1996

### Most Punt Returns for Touchdown, Game

2	Steve Smith, vs Cincinnati 12/8/02 (61, 87)
1	8x, most recently, Ihmir Smith-Marsette, at Chicago 11/9/23

## KICKOFF RETURNS

### Most Kickoff Returns, Career

233	Michael Bates, 1996-2000
98	Steve Smith, 2001-13
78	Rod Smart, 2002-05

### Most Kickoff Returns, Season

59	Michael Bates, 1998
56	Steve Smith, 2001
52	Michael Bates, 1999

### Most Kickoff Returns, Game

9	Michael Bates, at Atlanta 10/4/98
7	Raheem Blackshear, vs San Francisco 49ers 10/9/22
	Steve Smith, at St. Louis 11/11/01
	Butler By'not'e, at New Orleans 11/26/95

## KICKOFF RETURN YARDS

### Most Kickoff Return Yards, Career

5,987	Michael Bates, 1996-2000
2,371	Steve Smith, 2001-13
1,731	Rod Smart, 2002-05

### Most Kickoff Return Yards, Season

1,480	Michael Bates, 1998
1,431	Steve Smith, 2001
1,287	Michael Bates, 1999

### Most Kickoff Return Yards, Rookie, Season

1,431	Steve Smith, 2001
623	Darangelo Williams, 2006
598	Ryne Robinson, 2007

### Most Kickoff Return Yards, Game

252	Steve Smith, at St. Louis 11/11/01
200	Raheem Blackshear, vs San Francisco 49ers 10/9/22
	Michael Bates, at Atlanta 10/4/98

### Longest Kickoff Return

103	Damiere Byrd, vs Tampa Bay, 12/24/17 [TD]
101	Keoloha Piliare, at Detroit 11/20/11 [TD]
100	Rod Smart, vs New Orleans 10/5/03 [TD]

Michael Bates, at Atlanta 10/31/99 [TD]

## KICKOFF RETURN AVERAGE

### Highest Kickoff Return Average, Career (min 50 ret)

25.70	Michael Bates, 1996-2000 (233-5,987)
24.19	Steve Smith, 2001-13 (98-2,371)
22.19	Rod Smart, 2002-05 (78-1,731)

### Highest Kickoff Return Average, Season (Qualifiers)

30.24	Michael Bates, 1996 (33-998)
27.26	Michael Bates, 1997 (47-1,281)
25.65	Keoloha Piliare, 2011 (23-590)

### Highest Kickoff Return Average, Game (min 3 ret)

50.33	Trenton Cannon, vs Tampa Bay 11/15/20 [3-151]
48.67	Damiere Byrd, vs Tampa Bay 12/24/17 [3-146]
46.67	Keoloha Piliare, at Detroit 11/20/11 [3-140]
	Rod Smart, at New Orleans 10/5/03 [3-140]

## TOUCHDOWNS

### Most Kickoff Returns for Touchdowns, Career

5	Michael Bates, 1996-2000
2	Steve Smith, 2001-13
1	Keoloha Piliare, 2011-13
	Rod Smart, 2002-05
	Damiere Byrd, 2016-17

### Most Kickoff Returns for Touchdowns, Season

2	Steve Smith, 2001
1	Michael Bates, 1999
1	6x, most recently, Damiere Byrd, 2017

### Most Kickoff Returns for Touchdowns, Game

1	10x, most recently, Damiere Byrd, vs Tampa Bay 12/24/17
---	---

## COMBINED KICK RETURNS

### Most Combined Kick Returns, Career

276	Steve Smith, 2001-13 (178-P, 98-K)
241	Michael Bates, 1996-2000 (88-P, 233-K)
126	Ted Ginn, Jr., 2013, 2015-16 (82-P, 44-K)

### Most Combined Kick Returns, Season

90	Steve Smith, 2001 (34-P, 56-K)
81	Steve Smith, 2002 (55-P, 26-K)
79	Mark Jones, 2008 (39-P, 40-K)

### Most Combined Kick Returns, Game

10	Steve Smith, vs Detroit 9/15/02 (9-P, 1-K)
9	6x, most recently, Ted Ginn Jr., vs San Francisco 9/18/16 (3-P, 6-K)

## YARDS GAINED

### Most Combined Kick Return Yards, Career

6,026	Michael Bates, 1996-2000 (39-P, 5,987-K)
4,023	Steve Smith, 2001-13 (1,652-P, 2,371-K)
1,789	Ted Ginn, Jr., 2013, 2015-16 (795-P, 994-K)

### Most Combined Kick Return Yards, Season

1,795	Steve Smith, 2001 (364-P, 1,431-K)
1,480	Michael Bates, 1998 (1,480-K)
1,401	Mark Jones, 2008 (443-P, 958-K)

### Most Combined Kick Return Yards, Game

267	Steve Smith, at St. Louis 11/11/01 (15-P, 252-K)
206	Steve Smith, vs New Orleans 10/14/01 (102-P, 104-K)
201	Mark Jones, at Green Bay 11/30/08 (46-P, 155-K)

## TOUCHDOWNS

### Most Combined Kick Returns for Touchdowns, Career

6	Steve Smith, 2001-13 (4-P, 2-K)
5	Michael Bates, 1996-2000 (5-K)
1	9x, most recently, Ihmir Smith-Marsette, 2023 (1-P)

### Most Combined Kick Returns for Touchdowns, Season

3	Steve Smith, 2001 (1-P, 2-K)
2	Steve Smith, 2002 (2-P)
2	Michael Bates, (2-K)

### Most Combined Kick Returns for Touchdowns, Game

2	Steve Smith, vs Cincinnati 12/8/02 (2-P)
1	18x, most recently, Ihmir Smith-Marsette, at Chicago 11/9/23 (1-P)

## FUMBLES

### Most Fumbles, Career

57	Jake Delhomme, 2003-09
56	Cam Newton, 2011-19, 2021
44	Steve Beuerlein, 1996-2000

### Most Fumbles, Season

15	Jake Delhomme, 2003
13	3x, most recently, Kyle Allen, 2019

### Most Fumbles, Game

5	Steve Beuerlein, at San Francisco 11/8/98
4	Baker Mayfield, Cleveland Browns 9/11/22
	Jake Delhomme, at Atlanta 12/18/04
	Steve Beuerlein, at Jacksonville 9/29/96

## OPPONENTS FUMBLES RECOVERED

### Most Opponents Fumbles Recovered, Career

11	Thomas Davis, 2005-18
10	Mike Minter, 1997-2006
10	Julius Peppers, 2002-09, 2017-18

### Most Opponents Fumbles Recovered, Season

5	Doug Evans, 2000
4	Sam Mills, 1995

# RECORDS: REGULAR INDIVIDUAL

3	11x, most recently, Yetur Gross-Matos, 2022
<b>Most Opponents Fumbles Recovered, Game</b>	
2	9x, most recently, Jeremy Chinn at Minnesota 11/29/20

## FORCED FUMBLES

<b>Most Forced Fumbles, Career</b>	
34	Julius Peppers, 2002-2009, 2017-2018
19	Charles Johnson, 2007-2018
18	Thomas Davis, 2005-2018

<b>Most Forced Fumbles, Season</b>	
8	Chris Harris, 2007
7	Charles Johnson, 2012
	Mark Fields, 2002
6	Sam Mills, 1995

<b>Most Forced Fumbles, Game</b>	
2	15x, most recently, Vernon Butler, at Tampa Bay 10/13/19

## FUMBLE RETURN YARDS

<b>Longest Fumble Return</b>	
94	Rashard Anderson, vs New York Jets 10/28/01 (TD)
66	Kevin Greene, vs St. Louis 10/13/96 (TD)
60	Julius Peppers, at Atlanta 12/18/04 (TD)

## TOUCHDOWNS

<b>Most Fumble Returns for Touchdown, Career</b>	
2	Jeremy Chinn, 2020
1	22x, most recently, Marquis Haynes Sr. and Michael Jordan, 2022
<b>Most Fumble Returns for Touchdown, Season</b>	
2	Jeremy Chinn, 2020
1	22x, most recently, Marquis Haynes Sr. and Michael Jordan, 2022
<b>Most Fumble Returns for Touchdown, Game</b>	
2	Jeremy Chinn, at Minnesota 11/29/20
1	22x, most recently, Michael Jordan, at New Orleans Saints 1/8/23

## COMBINED NET YARDS

(VIA RUSHING, RECEIVING, INTERCEPTION RETURN, PUNT RETURN, KICKOFF RETURN, FUMBLE RETURN)

### COMBINED ATTEMPTS

<b>Most Combined Attempts, Career</b>	
1,884	Jonathan Stewart, 2008-16
1,657	DeAngelo Williams, 2006-14
1,285	Christian McCaffrey, 2017-22
<b>Most Combined Attempts, Season</b>	
403	Christian McCaffrey, 2019
332	Stephan Davis, 2003
327	Christian McCaffrey, 2018
<b>Most Combined Attempts, Game</b>	
42	Nick Goings, at New Orleans 12/5/04
37	Christian McCaffrey, at Houston 9/29/19
	Nick Goings, at Tampa Bay 12/26/04

### YARDS GAINED

<b>Most Combined Net Yards, Career</b>	
16,614	Steve Smith, 2001-13
9,321	DeAngelo Williams, 2006-14
	Muhsin Muhammad, 1996-2004, 2008-09
<b>Most Combined Net Yards, Season</b>	
2,332	Christian McCaffrey, 2019
1,994	Steve Smith, 2001
1,965	Christian McCaffrey, 2018
<b>Most Combined Net Yards, Rookie, Season</b>	
1,994	Steve Smith, 2001
1,437	DeAngelo Williams, 2006
1,306	Christian McCaffrey, 2017
<b>Most Combined Net Yards, Game</b>	
313	Steve Smith, vs Cincinnati 12/8/02
269	Steve Smith, at St. Louis 11/11/01
237	Christian McCaffrey, vs Jacksonville 10/6/19
	Christian McCaffrey, vs Seattle 11/25/18

## TACKLES

<b>Most Tackles, Career</b>	
1,258	Thomas Davis, 2005-18

1,237	Luke Kuechly, 2012-19
953	Mike Minter, 1997-2006

<b>Most Tackles, Season</b>	
205	Luke Kuechly, 2012
176	Luke Kuechly, 2013
174	James Anderson, 2011

<b>Most Tackles, Rookie Season</b>	
205	Luke Kuechly, 2012
160	Jon Beason, 2007
116	Jeremy Chinn, 2020

<b>Most Tackles, Game</b>	
26	Luke Kuechly, vs New Orleans 12/22/13
20	James Anderson, vs New York Giants 9/20/12
19	Luke Kuechly, vs Atlanta 12/9/12

## SACKS

<b>Most Sacks, Career</b>	
97.0	Julius Peppers, 2002-09, 2017-18
67.5	Charles Johnson, 2007-17
55.5	Mike Rucker, 1999-2007

<b>Most Sacks, Season</b>	
15.0	Greg Hardy, 2013
	Kevin Greene, 1998
14.5	Kevin Greene, 1996
	Julius Peppers, 2008

<b>Most Sacks, Game</b>	
4.0	Greg Hardy, at Atlanta 12/29/13
3.5	Charles Johnson, at Atlanta 9/30/12
3.0	20x, most recently, Mario Addison, at Arizona 9/22/19

## BLOCKED KICKS

<b>Most Blocked Punts, Career</b>	
3	Michael Bates, 1996-2000
1	Frankie Luvo, 2021-23
	Jermaine Carter, 2018-19
	Jason Williams, 2011-12, 2013-14
	Greg Hardy, 2010-14
	Karl Hankton, 2000-06
	Rod Smart, 2002-05
	Rae Carruth, 1997-99
	Bubba McDowell, 1995

<b>Most Blocked Punts, Season</b>	
1	Frankie Luvo, 2021
	Jermaine Carter, 2019
	Jason Williams, 2013
	Greg Hardy, 2010
	Karl Hankton, 2004
	Rod Smart, 2003
	Michael Bates, 1999, 1998, 1996
	Rae Carruth, 1997
	Bubba McDowell, 1995

<b>Most Blocked Punts, Game</b>	
1	11x, most recently, Frankie Luvo, vs Minnesota 10/17/21

<b>Most Blocked Field Goals, Career</b>	
8	Julius Peppers, 2002-09
3	Kris Jenkins, 2001-07
2	Kawann Short, 2013-19
	Vernon Butler, 2016-19
	Yetur Gross-Matos, 2021-23

<b>Most Blocked Field Goals, Season</b>	
2	Yetur Gross Matos, 2022
	Vernon Butler, 2016
	Julius Peppers, 2007, 2006

<b>Most Blocked Field Goals, Game</b>	
1	25x, most recently, CJ Henderson, at New Orleans 11/8/23

<b>Most Blocked Extra Points, Career</b>	
1	Bravvion Roy, 2020-2022
	CJ Henderson, 2022-23
	Julius Peppers, 2002-09
	Kris Jenkins, 2001-07
	Shane Burton, 2002-03
	Sean Gilbert, 1998-2001

<b>Most Blocked Extra Points, Season</b>	
1	CJ Henderson, 2022
	Bravvion Roy, 2020
	Julius Peppers, 2008
	Kris Jenkins, 2003
	Shane Burton, 2002
	Sean Gilbert, 2001

<b>Most Blocked Extra Points, Game</b>	
1	6x, most recently, CJ Henderson, at Atlanta Falcons 11/10/22

# RECORDS: REGULAR TEAM

## ATTENDANCE

**Largest Home Attendance, Regular Season Game**

76,136	vs San Francisco 12/10/95 (Clemson)
74,532	vs Dallas 9/9/18
74,461	vs Green Bay 11/8/15

**Largest Road Attendance, Regular Season Game**

93,262	at Dallas 10/3/21
90,909	at Dallas 11/26/15
90,588	at Dallas 9/28/09
86,109	at Los Angeles Rams 11/6/16

## GAMES WON

**Most Consecutive Wins, Regular Season**

18	2014-15
8	2013
7	1996

**Consecutive Games Without Defeat, Regular Season**

18	2014-15
8	2013
7	1996, 2002-03

**Most Wins, Regular Season**

15	2015
12	2013, 2008, 1996

**Most Consecutive Wins, One Season**

14	2015
8	2013

**Most Consecutive Wins, Start of Season**

14	2015
5	2003
3	2021, 2002, 1996

**Most Consecutive Wins, End of Season**

7	1996
4	2014, 2012

**Most Consecutive Home Wins, Regular Season**

11	2014-16
10	2017-18, 2014-15

**Most Consecutive Road Wins, Regular Season**

9	2014-15
6	2006-07
5	1996-97

**Most Shutout Wins, Regular Season**

1	2020, 2015, 2013, 2008, 2006, 1997, 1996
---	--

**Most Consecutive Shutout Wins, Regular Season**

None	
------	--

**Most Consecutive Overtime Wins, Regular Season**

3	2003
---	------

## GAMES LOST

**Most Consecutive Losses, Regular Season**

15	2001
10	2019-20
9	2021-22, 1997-98

**Most Losses, Regular Season**

15	2001, 2023
14	2010
12	2021, 1998

**Most Consecutive Losses, Start of Season**

7	1998
6	2023
5	2010, 1995

**Most Consecutive Losses, End of Season**

15	2001
8	2019
7	2021

**Most Consecutive Home Losses, Regular Season**

8	2001
7	2006-07, 2021-22
6	1997-98

**Most Consecutive Road Losses, Regular Season**

12	2010-11
9	2021-22, 2023
7	2001

**Most Shutout Losses, Regular Season**

2	2002, 2023
1	1997

**Most Consecutive Shutout Losses, Regular Season**

2	2023
---	------

**Most Consecutive Overtime Losses, Regular Season**

5	2003-2012
4	1998-2001

## SCORING

### POINTS

**Most Points, Season**

500	2015
421	1999
414	2008

**Fewest Points, Season**

196	2010
-----	------

**Most Points, Game**

236	2023
253	2001

**Most Points, Game**

52	vs Cincinnati 12/8/02
48	vs Tampa Bay 12/24/11
46	vs San Francisco 9/18/16

**Fewest Points, Game**

0	vs Tampa Bay 1/7/24 at Jacksonville 12/31/23 vs Atlanta 11/24/02 at Atlanta 10/29/02 at Denver 11/9/97
---	--

**Most Points, Both Teams, Game**

84	Carolina (35) at Detroit (49) 11/29/11
83	Carolina (52) vs Cincinnati (31) 12/8/02
82	Carolina (44) at New Orleans (38) 12/30/12

**Fewest Points, Both Teams, Game**

9	Carolina (0) vs Tampa Bay (9) 1/7/24
12	Carolina (9) vs Buffalo (3) 9/17/17

**Most Points Overcome to Win Game**

17	at Philadelphia 10/21/18 (0-17, won 21-17) at San Francisco 11/4/04 (0-17, won 37-27) vs Jacksonville 9/7/03 (0-17, won 24-23)
----	--

**Most Points, First Half**

35	vs Tampa Bay 11/4/18
31	vs Washington 11/22/15
30	at New York Giants 12/28/03

**Most Points, Second Half**

36	vs Cincinnati 12/8/02
34	at San Francisco 11/14/04
31	at New Orleans 12/30/12

**Most Points, One Quarter**

24	3x, most recently, vs Tampa Bay 1/3/16 (2nd)
----	--

**Most Points, First Quarter**

21	3x, most recently, vs Atlanta 12/13/15
----	--

**Most Points, Second Quarter**

24	3x, most recently, vs Tampa Bay 1/3/16
----	--

**Most Points, Third Quarter**

21	4x, most recently, vs Miami 11/13/17
----	--------------------------------------

**Most Points, Fourth Quarter**

23	at Atlanta 10/2/16
21	5x, most recently, at Atlanta Falcons 10/30/22

**Most Points, Overtime**

6	vs Indianapolis 11/2/15
3	5x, most recently, at Cincinnati 10/12/14

## GAMES

**Most Consecutive Games Scoring**

342	2002-23
76	1997-2002
41	1995-1997

## TOUCHDOWNS

**Most Touchdowns, Season**

59	2015
50	1999
48	2011

**Fewest Touchdowns, Season**

17	2010
23	2023
27	2001

**Most Touchdowns, Game**

7	vs Cincinnati 12/8/02
6	6x, most recently, vs Tampa Bay 11/4/18

**Most Touchdowns, Both Teams**

11	Carolina (4) at Detroit (7) 11/20/11 Carolina (7) vs Cincinnati (4) 12/8/02 Carolina (6) at New Orleans (5) 12/6/15
----	---

## POINTS AFTER TOUCHDOWN

**Most Points After Touchdown, Season**

56	2015
46	2008, 1999

**Fewest Points After Touchdown, Season**

17	2010
22	2001
25	1997

**Most Points After Touchdown, Game**

6	vs Tampa Bay 11/4/18 vs Miami 11/13/17 vs Tampa Bay 12/24/11 vs Cincinnati 12/8/02 vs New Orleans 12/30/12 vs St. Louis 10/13/96
---	---

**Most Points After Touchdown, Both Teams, Game**

10	Carolina (3) at Pittsburgh (7) 11/8/18 Carolina (6) vs Tampa Bay (4) 11/4/18 Carolina (5) at NY Giants (5) 12/20/15 Carolina (5) at New Orleans (5) 12/30/12 Carolina (3) at Detroit (7) 11/20/11 Carolina (6) vs Cincinnati (4) 12/8/02
----	---

## TWO-POINT CONVERSIONS

**Most Two-Point Conversion Attempts, Season**

# RECORDS: REGULAR TEAM

6	2016
5	2018
4	2022, 2021, 2001

#### Most Two-Point Conversion Attempts, Game

3	at New York Jets 11/26/18
2	8x, most recently, at Buffalo 12/19/21

#### Most Two-Point Conversions, Season

3	2021, 2016, 2023
2	2018, 2011, 2009, 2004, 1998, 1997, 1995

#### Most Two-Point Conversions, Game

2	at Atlanta 10/2/16
	vs St. Louis 12/20/97
	at New Orleans 11/26/95

### FIELD GOALS

#### Most Field Goal Attempts, Season

45	1996
38	2016, 2003

#### Fewest Field Goal Attempts, Season

21	2018, 2012
25	2004, 2002

#### Most Field Goal Attempts, Game

6	at New Orleans 12/5/04
	at San Francisco 11/8/98
5	17x, most recently, at Los Angeles Chargers 9/27/20

#### Most Field Goal Attempts, Both Teams, Game

8	9x, most recently, Carolina (3) vs Seattle (5) 9/24/23
---	--

#### Most Field Goals, Season

37	1996
33	2022
32	2003

#### Fewest Field Goals, Season

15	2002
16	2012
19	2018, 1998

#### Most Field Goals, Game

6	at New Orleans 12/5/04
5	4x, most recently, at Los Angeles Chargers 9/27/20

#### Most Field Goals, Both Teams, Game

7	10x, most recently, Carolina (2) at Seattle (5) 9/24/23
---	---

#### Most Consecutive Games Scoring Field Goals

19	2007-08
18	2019-20
16	1996-97, 2016-17

### SAFETIES

#### Most Safeties, Season

2	2019, 2011, 2009, 1996
---	------------------------

#### Most Safeties, Game

1	16x, most recently, vs Philadelphia 10/10/21
---	--

#### Most Safeties, Both Teams, Game

1	28x, most recently, at NY Giants 10/24/21
---	---

### FIRST DOWNS

#### Most First Downs, Season

357	2015
356	2018
347	2014

#### Fewest First Downs, Season

225	2010
236	2001
238	2002

#### Most First Downs, Game

33	at New Orleans 12/6/15
32	at New Orleans 10/16/16
30	4x, last vs Detroit Lions 12/24/22

#### Fewest First Downs, Game

6	at Buffalo 9/10/95
7	at Jacksonville 12/31/23
	at Pittsburgh 12/23/10
	vs New York Jets 10/28/01
	at Denver 11/9/97

#### Most First Downs, Rushing, Season

139	2011
136	2015
123	2012, 2009

#### Fewest First Downs, Rushing, Season

63	2000
68	2001, 1998

#### Most First Downs, Rushing, Game

16	vs Detroit 12/24/22
	at Tampa Bay 10/18/09
15	vs New York Giants 9/22/13

#### Fewest First Downs, Rushing, Game

0	5x, most recently, vs Pittsburgh Steelers 12/18/22
---	--

#### Most First Downs, Passing, Season

230	2019
212	2018
208	1999

#### Fewest First Downs, Passing, Season

125	2010
133	2002

138	2022
-----	------

#### Most First Downs, Passing, Game

20	3x, most recently, at Atlanta 9/16/18
----	---------------------------------------

#### Fewest First Downs, Passing, Game

1	at Atlanta 12/14/06
2	vs Tampa Bay 1/7/24
	at Buffalo 9/10/95
3	8x, most recently, at Pittsburgh 12/23/10

#### Most First Downs, Penalty, Season

40	2000
39	2005, 1996

#### Fewest First Downs, Penalty, Season

14	2009
17	2008
19	1995

#### Most First Downs, Penalty, Game

7	vs Chicago 10/18/20
6	vs Houston 10/29/23
	vs New Orleans 9/19/21
	at New Orleans 12/6/15
	at Tennessee 11/4/07
	at Miami 9/25/05
	vs Atlanta 11/28/99
	at Jacksonville 9/29/96

### PLAYS

#### Most Plays, Season

1,106	2021
1,096	2023
1,077	2019

#### Fewest Plays, Season

938	2008
960	2002
962	2010

#### Most Plays, Game

88	at New England 10/29/95 (OT)
84	vs Atlanta 12/23/18
83	vs Arizona 12/30/01

#### Fewest Plays, Game

42	vs Cincinnati 9/26/99
43	vs Pittsburgh Steelers 12/18/22
	at New Orleans 10/25/20

44	2x, most recently, at Los Angeles Rams, 10/16/22
----	--

#### Most Plays, Drive

20	vs Kansas City 11/13/16 (Punt)
19	at New Orleans 11/8/09 (FG)
18	5x, most recently, vs Green Bay 11/10/19 (end game)

### NET YARDS

#### Most Net Yards, Season

6,237	2011
5,972	2018
5,871	2015

#### Fewest Net Yards, Season

4,135	2010
4,254	2001
4,280	2002

#### Most Net Yards, Game

570	vs Detroit Lions, 12/24/22
548	vs Miami 11/13/17
543	at Chicago 10/27/11

#### Fewest Net Yards, Game

113	at Buffalo 9/10/95
119	at Pittsburgh 12/23/10
122	vs Atlanta 11/24/02

#### Most Net Yards, Drive

99	vs Tampa Bay 10/13/19 (TD)
	vs Baltimore 10/28/18
	vs Houston 9/16/07 (TD)
	at San Francisco 10/7/01 (TD)
98	at Washington 11/4/12 (TD)
	vs St. Louis 12/20/97 (Downs)
	vs Atlanta 12/17/95 (TD)

#### Most Consecutive Games, 300 or More Net Yards

11	2004-05, 2011-12
9	1999
8	2003, 2015-16

#### Highest Average Gain, Season

6.24	2011 (999-6,237)
5.96	2008 (938-5,955)
5.91	2018 (1,011-5,972)

#### Lowest Average Gain, Season

4.11	2023 (1,096-4,510)
4.30	2010 (962-4,135)
4.41	2001 (965-4,254)

### RUSHING

# RECORDS: REGULAR TEAM

## RUSHING ATTEMPTS

### Most Rushing Attempts, Season

536	2015
525	2009
522	2003

### Fewest Rushing Attempts, Season

354	2001
356	1999
363	2000

### Most Rushing Attempts, Game

52	at Atlanta 12/24/06
48	at Tampa Bay 10/18/09 vs Kansas City 10/5/08

### Fewest Rushing Attempts, Game

10	vs Pittsburgh 9/21/14
11	vs Pittsburgh 12/17/06
12	at Oakland 12/24/00 at New Orleans 10/15/00

### Most Rushing Attempts, Both Teams, Game

76	Carolina [35] at New York Giants [41] 12/21/08 [OT]
75	Carolina [32] at Buffalo [43] 9/10/95
73	3x, most recently, Carolina [41] vs. New Orleans Saints [32] 1/8/23

### Fewest Rushing Attempts, Both Teams, Game

35	Carolina [24] at Kansas City [11] 11/8/20
37	Carolina [13] at Green Bay [24] 12/12/99
39	Carolina [14] vs New Orleans [25] 1/2/00

## RUSHING YARDS

### Most Rushing Yards, Season

2,498	2009
2,437	2008
2,408	2011

### Fewest Rushing Yards, Season

1,186	2000
1,372	2001
1,458	1998

### Most Rushing Yards, Game

320	vs Detroit Lions 12/24/22
299	vs Tampa Bay 12/8/08
294	vs Miami 11/31/17

### Fewest Rushing Yards, Game

10	at Tampa Bay 9/9/12 at New Orleans 10/15/00
11	vs San Diego 12/17/00

### Most Rushing Yards, Both Teams, Game

459	Carolina [158] at New York Giants [301] 12/21/08 [OT]
439	Carolina [203] vs San Francisco [236] 12/6/98 [OT]
434	Carolina [285] vs Jacksonville [149] 10/6/19

### Fewest Rushing Yards, Both Teams, Game

78	Carolina [28] at Detroit [50] 10/8/17
87	Carolina [25] at St. Louis [62] 10/31/10
91	Carolina [61] at Philadelphia [30] 10/27/96

## AVERAGE RUSHING GAIN

### Highest Average Gain, Rushing, Season

5.41	2011 [445-2,408]
5.13	2018 [416-2,136]
4.84	2008 [504-2,437]

### Lowest Average Gain, Rushing, Season

3.27	2000 [363-1,186]
3.44	1996 [502-1,729]
3.45	2005 [487-1,679]

### Highest Average Gain, Rushing, Game (min 15 att)

10.56	vs Jacksonville 10/6/19 [27-285]
8.84	at Tampa Bay 12/2/18 [19-168]
8.71	vs Tampa Bay 12/24/11 [31-270]

### Lowest Average Gain, Rushing, Game (min 15 att)

0.73	vs San Diego 12/17/00 [15-11]
1.00	at Detroit 10/8/17 [28-28]
1.31	vs Pittsburgh Steelers 12/14/22 [16-21]

## RUSHING TOUCHDOWNS

### Most Rushing Touchdowns, Season

30	2008
26	2011
21	2012

### Fewest Rushing Touchdowns, Season

7	2023, 2010, 2007, 2006, 2000
---	------------------------------

### Most Rushing Touchdowns, Game

5	3x, most recently, at New Orleans 12/30/12
---	--

## PASSING

### PASSING ATTEMPTS

### Most Pass Attempts, Season

633	2019
599	2021
586	2023

### Fewest Pass Attempts, Season

414	2008
449	2005
457	2022

### Most Pass Attempts, Game

63	vs Arizona 12/30/01
61	vs New York Giants 12/10/06
58	at Seattle 9/24/23

### Fewest Pass Attempts, Game

7	at Atlanta Falcons, 12/24/06
15	at New Orleans, 1/8/23 at Arizona Cardinals, 11/1/09

### Most Pass Attempts, Both Teams, Game

98	Carolina [53] vs Green Bay [45] 9/27/98
96	Carolina [47] at New Orleans [49] 10/16/16
95	Carolina [37] vs Houston [58] 9/20/15 Carolina [41] vs San Francisco [54] 11/18/01

### Fewest Pass Attempts, Both Teams, Game

27	Carolina [7] at Atlanta [20] 12/24/06
34	Carolina [17] at Tampa Bay [17] 10/18/09
40	Carolina [15] New Orleans Saints [25] 1/8/23

## COMPLETIONS

### Most Completions, Season

382	2019
378	2018
373	2020

### Fewest Completions, Season

246	2008
255	2002
256	2010

### Most Completions, Game

37	at Kansas City 11/8/20 vs Atlanta 12/23/18
36	vs Arizona 12/30/01

### Fewest Completions, Game

4	at Atlanta 12/24/06
5	at New Orleans 1/8/23 vs Tampa Bay 10/27/02

### Most Completions, Both Teams, Game

67	Carolina [37] at Kansas City [30] 11/8/20
62	Carolina [28] at Cincinnati [33] 10/12/14
61	Carolina [27] at New Orleans [34] 10/16/16

### Fewest Completions, Both Teams, Game

10	Carolina [6] at Buffalo [4] 9/10/95
13	Carolina [4] at Atlanta [9] 12/24/06
20	3x, most recently, Carolina [5] New Orleans Saints [15] 1/8/23

## NET YARDS PASSING

### Most Net Yards, Passing, Season

4,161	1999
3,888	2020
3,836	2018

### Fewest Net Yards, Passing, Season

2,289	2010
2,694	2002
2,735	2007

### Most Net Yards, Passing, Game

418	vs New York Giants 12/10/06
404	vs Green Bay 9/18/11
403	at Arizona 9/11/11

### Fewest Net Yards, Passing, Game

11	at Atlanta 12/24/06
12	at Buffalo 9/10/95
20	vs Tampa Bay 10/27/02

### Most Net Yards, Passing, Both Teams, Game

810	Carolina [329] at Atlanta [481] 10/2/16
763	Carolina [303] at New Orleans [460] 10/16/16
737	Carolina [326] at Tampa Bay Buccaneers [411] 1/17/23

### Fewest Net Yards, Passing, Both Teams, Game

91	Carolina [62] vs Chicago [29] 10/10/10
105	Carolina [11] at Atlanta [94] 12/24/06
165	Carolina [83] vs Philadelphia [82] 9/13/09

## TIMES SACKED

### Most Times Sacked, Season

69	2000
65	2023
58	2019

### Fewest Times Sacked, Season

20	2008
26	2003
28	2005

### Most Times Sacked, Game

9	at Philadelphia 11/10/14 at Atlanta 9/3/95 [OT]
8	6x, most recently, vs Minnesota 9/25/16

## COMPLETION PERCENTAGE

### Highest Completion Percentage, Season

67.82	2020 [550-373]
67.14	2018 [563-378]
61.73	2013 [473-292]

### Lowest Completion Percentage, Season

48.98	1995 [537-263]
-------	----------------

# RECORDS: REGULAR TEAM

52.89	2010 (484-256)
54.12	1997 (534-289)

## TOUCHDOWN PASSES

### Most Touchdown Passes, Season

36	1999
35	2015
29	2004

### Fewest Touchdown Passes, Season

9	2010
12	2001
13	2023

### Most Touchdown Passes, Game

5	4x, most recently, vs New York Giants 12/20/15
4	7x, most recently, at Arizona 9/22/19

### Most Touchdown Passes, Both Teams, Game

10	Carolina (5) at New Orleans (5) 10/16/16
	Carolina (4) at Atlanta (6) 10/2/16
9	Carolina (5) at Oakland (4) 11/27/16
	Carolina (5) at NY Giants (4) 12/20/15

## PASSES HAD INTERCEPTED

### Most Passes Had Intercepted, Season

25	1995
24	1997
22	2002, 2001

### Fewest Passes Had Intercepted, Season

10	2015, 2023
11	1996
12	2014, 2012, 2008

### Most Passes Had Intercepted, Game

5	vs New Orleans 1/3/21
	vs Philadelphia 9/13/09
	vs St. Louis 9/17/95

### Most Passes Had Intercepted, Both Teams, Game

7	Carolina (4) vs New Orleans (3) 10/10/10
	Carolina (1) vs St. Louis (6) 12/12/04
6	10x, most recently, Carolina (3) at Arizona (3) 10/6/13

## PUNTING

### Most Punts, Season

105	2002
100	2006
96	1995

### Fewest Punts, Season

45	2020
61	2018
65	1999

### Most Punts, Game

11	vs Chicago 12/22/02
	vs New York Jets 10/28/01
10	3x, most recently, vs New Orleans 10/22/95

### Fewest Punts, Game

1	11x, most recently, at New Orleans 10/25/20
---	---

## PUNTING YARDS

### Most Gross Punting Yards, Season

4,735	2002
4,508	2006
4,419	2001

### Fewest Gross Punting Yards, Season

2,082	2020
2,459	2000
2,562	1999

### Most Gross Punting Yards, Game

451	vs Denver 11/11/12
446	vs New Orleans 10/22/95
445	vs New York Jets 10/28/01

### Fewest Gross Punting Yards, Game

35	at New England 10/1/17
	vs New Orleans 9/11/05
38	at Cincinnati 10/12/14

## AVERAGE PUNTING YARDAGE

### Highest Gross Punting Average, Season

48.46	2022 (41-3,925)
47.77	2013 (70-3,344)
47.01	2001 (94-4,419)

### Lowest Punting Average, Season

37.26	2000 (66-2,459)
39.42	1999 (65-2,562)
40.49	1996 (78-3,158)

### Highest Punting Average, Game

63.00	at Denver 9/0/16
60.00	vs Las Vegas 9/13/20
56.71	at Miami 11/24/13

### Lowest Punting Average, Game

24.00	at New Orleans 12/28/08
24.33	vs Minnesota 11/30/14
25.50	at Atlanta 9/20/09

## PUNTS HAD BLOCKED

### Most Punts Had Blocked, Game

2	at Minnesota 11/30/14
	at New York Giants 12/28/03
1	14x, most recently, at Miami 11/28/21

### Most Consecutive Punts Without A Block

437	2014-2021
410	1995-2000
236	2009-2012

## INSIDE THE ED

### Most Punts Inside the Opponents 20 Yard Line, Season

39	2022
35	2001
31	2016, 2006, 2002

### Fewest Punts Inside the Opponents 20 Yard Line, Season

18	1999
19	2021, 2011, 2000

### Most Punts Inside the Opponents 20 Yard Line, Game

6	vs Chicago 12/22/02
5	4x, most recently, at Washington 12/27/20

## PUNT RETURNS

### Most Punt Returns, Season

57	2002
55	1996
49	2006, 1995

### Fewest Punt Returns, Season

20	2020
21	2000
24	2021, 2018

### Most Punt Returns, Game

9	vs Detroit 9/15/02
7	vs Oakland 11/9/08
	vs Indianapolis 12/9/95

### Fewest Punt Returns, Game

0	58x, most recently, vs Pittsburgh Steelers 12/18/22
---	---

## FAIR CATCHES

### Most Fair Catches, Season

30	2021
26	2014, 2013

### Fewest Fair Catches, Season

6	2010
9	2011
11	3x, most recently 2009

### Most Fair Catches, Game

5	at Atlanta 9/7/97
	at Atlanta 9/3/95 (OT)
4	8x, most recently, at Buffalo 12/19/21

## PUNT RETURN YARDS

### Most Punt Return Yards, Season

624	1996
500	1995
487	2002

### Fewest Punt Return Yards, Season

117	2020
165	2018, 2004

### Most Punt Return Yards, Game

153	vs Cincinnati 12/8/02
128	vs New England 9/18/05
123	at Oakland 11/9/08

### Fewest Punt Return Yards, Game

-10	vs Pittsburgh 9/21/14
-3	4x, most recently, at Seattle 9/24/23

## PUNT RETURN AVERAGE

### Highest Punt Return Average, Season

11.35	1996 (65-624)
11.33	2000 (21-238)
10.83	2005 (41-444)

### Lowest Punt Return Average, Season

4.59	2006 (49-225)
5.50	2011 (32-176)
5.85	2020 (20-117)

## TOUCHDOWNS RETURNING PUNTS

### Most Touchdowns, Punt Returns, Season

2	2002
1	8x, most recently 2023

### Most Touchdowns, Punt Returns, Game

2	vs Cincinnati 12/8/02
1	8x, most recently, at Chicago 11/9/23

## KICKOFF RETURNS

### Most Kickoff Returns, Season

76	2001, 1998
74	2010

### Fewest Kickoff Returns, Season

22	2015
----	------



# RECORDS: REGULAR TEAM

24	2023
26	2018
<b>Most Kickoff Returns, Game</b>	
9	at Atlanta 10/4/98
7	13x, most recently, vs. San Francisco 49ers 10/9/22

## KICKOFF RETURN YARDS

<b>Most Kickoff Return Yards, Season</b>	
1,834	1998
1,769	2001
1,619	2010
<b>Fewest Kickoff Return Yards, Season</b>	
407	2015
582	2018
612	2013
<b>Most Kickoff Return Yards, Game</b>	
252	at St. Louis 1/11/01
200	vs San Francisco 10/9/22
	at Atlanta 10/4/98
189	at Washington 9/3/00

## KICKOFF RETURN AVERAGE

<b>Highest Kickoff Return Average, Season</b>	
26.54	2023 (24-63/7)
26.20	1996 (50-1,310)
24.13	1998 (76-1,834)
<b>Lowest Kickoff Return Average, Season</b>	
18.50	2015 (22-40/7)
19.10	2007 (60-1,146)
19.35	2006 (62-1,200)

## TOUCHDOWNS RETURNING KICKOFFS

<b>Most Touchdowns, Kickoff Returns, Season</b>	
2	2001, 1999
1	2017, 2011, 2001, 2000, 1998, 1996
<b>Most Touchdowns, Kickoff Returns, Game</b>	
1	10x, most recently, vs Tampa Bay 12/24/17

## FUMBLES

<b>Most Fumbles, Season</b>	
39	1998
33	2003, 2001
<b>Fewest Fumbles, Season</b>	
12	2015, 2013, 2008
<b>Most Fumbles, Game</b>	
6	at Tampa Bay Buccaneers 1/1/23
	at Atlanta 12/18/04
	at San Francisco 11/8/98
	vs Atlanta 10/26/97
<b>Fewest Fumbles, Game</b>	
0	124x, most recently, at Jacksonville 12/31/23

## FUMBLES LOST

<b>Most Fumbles Lost, Season</b>	
19	1999
18	2002
17	1998
<b>Fewest Fumbles Lost, Season</b>	
5	2020
6	2018, 2017, 2013, 2011
<b>Most Fumbles Lost, Game</b>	
4	3x, most recently, vs Tennessee 10/19/03

## FUMBLES RECOVERED

<b>Most Fumbles Recovered, Own and Opponents, Season</b>	
35	1998 (21 own, 14 opp)
30	2005 (11 own, 19 opp)
<b>Fewest Fumbles Recovered, Own and Opponents, Season</b>	
13	2016 (3 own, 10 opp)
14	2023 (11 own, 3 opp)
<b>Most Fumbles Recovered, Own and Opponents, Game</b>	
7	at San Francisco 11/8/98 (4 own, 3 opp)
5	9x, most recently, vs Cleveland Browns 9/11/22
<b>Most Own Fumbles Recovered, Season</b>	
21	1998
19	2022
18	2001
<b>Fewest Own Fumbles Recovered, Season</b>	
3	2016, 2015
4	2008
<b>Most Opponents Fumbles Recovered, Season</b>	
20	2000
19	2005
16	3x, most recently, 2007
<b>Fewest Opponents Fumbles Recovered, Season</b>	
3	2023
<b>Most Opponents Fumbles Recovered, Game</b>	
4	4x, most recently, vs Washington 11/22/15

## TOUCHDOWNS

<b>Most Touchdowns, Fumbles Recovered, Own and Opponents, Season</b>	
3	1996 (3 opp), 2020 (3 opp)
2	2016 (2 opp), 2001 (1 own, 1 opp), 2008 (2 opp)
<b>Most Touchdowns, Opponents Fumbles Recovered, Season</b>	
3	1996, 2020
2	2020, 2016, 2008
<b>Most Touchdowns, Fumbles Recovered, Own and Opponents, Game 18x</b>	
2	at Minnesota 11/29/20
1	22x, most recently, at New Orleans 1/8/23

## TURNOVERS

### (NUMBER OF TIMES LOSING THE BALL ON INTERCEPTIONS AND FUMBLES)

<b>Most Turnovers, Season</b>	
41	1995 (25 ints, 16 fum)
40	2002 (22 ints, 18 fum)
39	1997 (24 ints, 15 fum)
<b>Fewest Turnovers, Season</b>	
19	2015 (10 ints, 9 fum)
	2013 (13 ints, 6 fum)
	2008 (12 ints, 7 fum)
<b>Most Turnovers, Game</b>	
7	vs Philadelphia 9/13/09 (5 ints, 2 fum)
	vs St. Louis 9/17/95 (5 ints, 2 fum)
6	6x, most recently, vs Atlanta 11/24/02 (4 ints, 2 fum)
<b>Most Turnovers, Both Teams, Game</b>	
10	Carolina (5) at New Orleans (4) 11/26/95
9	6x, most recently, Carolina (5) at NY Giants (4) 9/12/10
<b>Fewest Turnovers, Both Teams, Game</b>	
0	13x, most recently, vs Green Bay 12/24/23

## BLOCKED KICKS

<b>Blocked Kicks, Season</b>	
5	2022 (4 FG, 1 PAT)
	2003 (3 FG, 1 PAT, 1 PUNT)
<b>Blocked Punts, Season</b>	
1	2021, 2019, 2013, 2010, 2004, 2003, 1999, 1998, 1997, 1996, 1995
<b>Blocked Field Goals, Season</b>	
4	2022
3	2016, 2003
<b>Blocked PAT, Season</b>	
1	2022, 2020, 2008, 2003, 2002, 2001

## PENALTIES

<b>Fewest Penalties, Season</b>	
80	2013
83	2017
	2014
<b>Most Penalties, Season</b>	
123	2004
116	2003
113	2011, 1998
<b>Fewest Penalties, Game</b>	
0	vs Green Bay 12/14/97
1	10x, most recently, at Tampa Bay 1/9/22
<b>Most Penalties, Game</b>	
16	at Tampa Bay 9/14/03
14	at Dallas 10/13/02
13	vs Washington 10/23/11
	at Seattle 9/24/23
<b>Fewest Penalties, Both Teams, Game</b>	
1	Carolina (0) vs Green Bay (1) 12/14/97
2	Carolina (1) vs New Orleans (1) 9/24/17
3	Carolina (1) at Tampa Bay (2) 1/9/22
	Carolina (2) at Detroit (1) 11/18/18
<b>Most Penalties, Both Teams, Game</b>	
33	Carolina (16) at Tampa Bay (17) 9/14/03
24	Carolina (16) at Tampa Bay (17) 9/14/03
23	Carolina (14) at Dallas (9) 10/13/02

## YARDS PENALIZED

<b>Fewest Yards Penalized, Season</b>	
637	2008
638	1996
671	2013
<b>Most Yards Penalized, Season</b>	
1,020	2004
1,013	2011
966	2003
<b>Fewest Yards Penalized, Game</b>	
0	vs Green Bay 12/14/97
1	vs Philadelphia 10/12/17
5	5x, most recently at New Orleans 1/22/22
<b>Most Yards Penalized, Game</b>	
120	at Tampa Bay 9/14/03
115	at Arizona 11/14/21
106	at Dallas 10/13/02

# RECORDS: REGULAR TEAM

## Fewest Yards Penalized, Both Teams, Game

10	Carolina [0] vs Green Bay [10] 12/14/97
15	Carolina [5] vs New Orleans [10] 9/24/17
20	Carolina [10] at Tampa Bay [10] 1/9/22
	Carolina [15] at Detroit [5] 11/18/18

## Most Yards Penalized, Both Teams, Game

288	Carolina [120] at Tampa Bay [168] 9/14/03
197	Carolina [91] vs Atlanta [106] 10/3/04
196	Carolina [105] vs Pittsburgh [91] 9/21/14

## TIME OF POSSESSION

### Highest Average Time of Possession, Season

32:17	2017
31:54	2013
31:47	2014

### Lowest Average Time of Possession, Season

27:24	2010
27:30	2001
28:10	1998

### Highest Time of Possession, Game

41:51	at New Orleans 12/5/04
41:47	at Atlanta 12/24/06
39:48	at New England 10/29/95 (OT)

### Lowest Time of Possession, Game

19:52	at Atlanta 10/20/02
20:12	vs Atlanta 11/24/02
20:32	at Pittsburgh 12/15/02

### Highest Time of Possession, Drive

11:18	at Buffalo 11/27/05 [16-74-FG]
11:01	vs Indianapolis 10/28/07 [18-80-TD]
10:36	at Atlanta 12/24/06 [16-73-TD]

### Lowest Time of Possession, Scoring Touchdown

0:03	vs San Francisco 11/14/04 [1-1]
0:05	at Seattle 12/11/22 [1-13]
	at Tampa Bay 10/13/19 [1-8]
	vs Arizona 10/26/08 [1-18]
	at San Francisco 10/17/99 [1-25]

# RECORDS: REGULAR DEFENSE

## SCORING

### Fewest Points Allowed, Season

218	1996
241	2013
259	2005

### Most Points Allowed, Season

470	2019
429	2011
416	2023

### Fewest Points Allowed, Game

0	7x, most recently, vs Detroit 11/22/20
---	--

### Most Points Allowed, Game

52	at Pittsburgh 11/8/18
	at Oakland 12/24/00
51	at San Francisco 10/27/19
	at Atlanta 10/4/98

### Fewest Touchdowns Allowed, Season

21	2013
24	1996
27	2005

### Most Touchdowns Allowed, Season

56	2019
50	2011
49	2023

### Fewest Touchdowns Allowed, Game

0	35x, most recently, vs Tampa Bay Buccaneers 1/7/24
---	--

### Most Touchdowns Allowed, Game

7	at San Francisco 10/27/19
	at Pittsburgh 11/8/18
	at Detroit 11/20/11
	at Oakland 12/24/00

## FIRST DOWNS

### Fewest First Downs Allowed, Season

251	1996
262	2005
267	2006

### Most First Downs Allowed, Season

360	2020
355	2019
346	2022

### Fewest First Downs Allowed, Game

5	at Chicago 10/22/17
6	vs New Orleans 09/19/21
7	vs Arizona 11/19/95
	vs New York Jets 10/15/95

### Most First Downs Allowed, Game

33	at New Orleans 1/1/12
30	vs Cincinnati Bengals 11/6/22
	vs Tampa Bay 11/15/20

### Fewest First Downs Allowed, Rushing, Season

69	2017, 1996
70	2013

### Most First Downs Allowed, Rushing, Season

128	2019
125	2022
122	2023

### Fewest First Downs Allowed, Rushing, Game

0	vs Detroit 11/22/20
0	vs Arizona 11/19/95
1	14x, most recently, vs Washington 11/22/15

### Most First Downs Allowed, Rushing, Game

19	at Cincinnati Bengals 11/6/22
16	at Pittsburgh 12/26/99
15	vs San Francisco 9/29/97

### Fewest First Downs Allowed, Passing, Season

149	2006
155	2009, 2002

### Most First Downs Allowed, Passing, Season

223	2016
211	2020
198	2015

### Most First Downs Allowed, Passing, Game

23	at New Orleans 1/1/12
22	vs Atlanta 12/9/12
21	vs Green Bay 9/27/98

### Fewest First Downs Allowed, Passing, Game

2	at Chicago 10/22/17
	vs Chicago 10/10/10
3	vs New Orleans 09/19/21
	at San Francisco 11/10/13
	at Washington 11/26/06
	at Buffalo 9/10/95

### Fewest First Downs Allowed, Penalty, Season

11	2001
13	2000
14	1995

### Most First Downs Allowed, Penalty, Season

35	2020
32	2012, 2004

### Most First Downs Allowed, Penalty, Game

6	vs Atlanta 10/3/04
5	vs Dallas 11/19/23
	vs Cleveland 9/11/22
	at Indianapolis 12/22/19
	vs Houston 9/20/15
	vs New England 11/18/13
	vs Tennessee 11/13/11
	at New England 12/13/09
	vs Arizona 11/21/04
	at Atlanta 12/7/03

## OFFENSIVE PLAYS

### Fewest Plays Allowed, Season

948	2018
953	2017
972	2011

### Most Plays Allowed, Season

1,103	2022
1,072	1995
1,060	2010

### Fewest Plays Allowed, Game

37	at Chicago 10/22/17
41	vs Detroit 12/21/03
42	at Atlanta 12/24/06

### Most Plays Allowed, Game

84	vs Minnesota 10/17/21 (OT)
	vs Indianapolis 11/21/15 (OT)
	vs Arizona 11/21/04
	at Tampa Bay 9/14/03 (OT)

### Fewest Rushing Plays Allowed, Season

352	2013
353	2017
364	2015

### Most Rushing Plays Allowed, Season

521	2001
508	2023
503	2010

### Fewest Rushing Plays Allowed, Game

8	vs St. Louis 11/9/06
10	vs Arizona 10/30/16
11	5x, last at Kansas City 11/8/20

### Most Rushing Plays Allowed, Game

49	vs San Francisco 9/29/97
47	4x, most recently, vs Atlanta Falcons 9/10/06

### Fewest Passing Attempts Allowed, Season

481	2023
490	2011, 1997
495	2009

### Most Passing Attempts Allowed, Season

650	2015
612	2016
586	1995

### Fewest Passing Attempts Allowed, Game

7	at Chicago 10/22/17
16	at Atlanta 9/23/01
17	2x, most recently, at Chicago 10/2/11

### Most Passing Attempts Allowed, Game

61	vs Tampa Bay 9/14/03
58	vs Houston 9/20/15
56	vs Atlanta 12/17/95

### Most Plays Allowed, Drive

24	at New Orleans 10/7/07 (BFG)
21	vs Pittsburgh 12/18/22 (TD)
19	at Minnesota 9/21/08 (FG)
	at New Orleans 10/7/06 (FG)

## NET YARDS ALLOWED

### Fewest Net Yards Allowed, Season

4,522	2005
4,646	2002
4,725	2003

### Most Net Yards Allowed, Season

6,042	2011
5,992	2019
5,953	2022

### Fewest Net Yards Allowed, Game

96	vs Arizona 11/19/95
106	vs Detroit 12/21/03
111	vs St. Louis 11/19/06

### Most Net Yards Allowed, Game

617	at New Orleans 1/1/12
571	vs Minnesota 10/17/21
	at Atlanta 10/2/16

### Most Net Yards Allowed, Drive

99	at Atlanta 10/2/16 (TD)
98	at Atlanta 10/2/16 (TD)
	vs Pittsburgh 9/21/14 (TD)
	at Tampa Bay 12/20/07 (TD)
	vs Atlanta 9/6/98 (TD)

# RECORDS: REGULAR DEFENSE

at Atlanta 9/3/95 (TD)

## RUSHING

### Fewest Rushing Yards Allowed, Season

1,391	2013
1,409	2017
1,415	2015

### Most Rushing Yards Allowed, Season

2,301	2001
2,296	2019
2,133	1998

### Fewest Rushing Yards Allowed, Game

14	vs Washington 11/22/15
24	vs Arizona 10/30/16
25	vs New York Jets 10/15/95

### Most Rushing Yards Allowed, Game

337	at St. Louis 11/1/01
301	at New York Giants 12/21/08 (OT)
264	vs Pittsburgh 9/21/14

### Lowest Average Rushing Gain Allowed, Season

3.50	1995 (450-1,576)
3.58	2005 (408-1,465)
3.69	2002 (448-1,653)

### Highest Average Rushing Gain Allowed, Season

5.16	2019 (445-2,296)
4.75	2020 (408-1,936)
4.70	2018 (384-1,804)

### Lowest Average Rushing Gain Allowed, Game (min 15 att)

1.11	at Philadelphia 10/27/96 (27-30)
1.61	at Philadelphia 11/10/14 (23-37)
1.68	at Atlanta 12/17/23 (31-52)

### Highest Average Rushing Gain Allowed, Game (min 15 att)

9.24	vs Atlanta 12/23/18 (21-194)
8.28	at Seattle 12/4/16 (29-240)
8.27	vs Washington 12/11/19 (30-248)

### Fewest Rushing Touchdowns Allowed, Season

4	2013
6	1996
7	2017

### Most Rushing Touchdowns Allowed, Season

31	2019
25	2023
20	2010

### Most Rushing Touchdowns Allowed, Game

5	at Cincinnati Bengals 11/6/22
	at San Francisco 10/27/19
	at Atlanta 11/23/08

## PASSING

### Fewest Net Passing Yards Allowed, Season

2,916	2023
2,993	2002
3,000	2006

### Most Net Passing Yards Allowed, Season

4,291	2016
3,949	2011
3,868	2022

### Fewest Net Passing Yards Allowed, Game

29	vs Chicago 10/10/10
46	at San Francisco 11/10/13
49	vs Detroit 9/15/02

### Most Net Passing Yards Allowed, Game

481	at Atlanta 10/2/16
460	at New Orleans 10/16/16
411	at Tampa Bay Buccaneers 11/1/23

### Fewest Touchdown Passes Allowed, Season

14	2009
15	2005, 1995

### Most Touchdown Passes Allowed, Season

32	2018
30	1998
28	2020, 2011

### Most Touchdown Passes Allowed, Game

5	at Pittsburgh 11/8/18
	at New Orleans 1/1/12
	at Detroit 11/20/11
	at Oakland 12/24/00
	vs Green Bay 9/27/98

## SACKS

### Most Sacks, Season

60	2013, 1996
53	2019

### Fewest Sacks, Season

23	2007
26	2001
27	2000, 2023

### Most Sacks, Game

9	at Atlanta 12/29/13
8	at Arizona 9/22/19
	vs Arizona 10/30/16

### Most Opponent Yards Lost Attempting to Pass, Season

424	2013
371	1996
336	2002

### Fewest Opponent Yards Lost Attempting to Pass, Season

167	2001
170	2011
177	2007

### Most Opponent Yards Lost Attempting to Pass, Game

64	at Atlanta 9/30/12
62	vs St. Louis 11/19/06
59	vs Atlanta 12/13/15

## INTERCEPTIONS

### Most Passes Intercepted, Season

26	2004
24	2015, 2001

### Fewest Passes Intercepted, Season

7	2020
8	2023
9	2021

### Most Passes Intercepted, Game

6	vs St. Louis 12/12/04
5	3x, most recently, at Tampa Bay 10/13/19

### Most Consecutive Games With an Interception

14	1996
10	2001
9	2016, 2015, 2004

### Most Interception Return Yards, Season

440	2005
420	2004
374	2001

### Fewest Interception Return Yards, Season

72	1997
86	2018
115	2006

### Most Interception Return Yards, Game

130	vs Minnesota 10/1/23
117	at San Francisco 11/5/95
115	at Atlanta 12/28/14

### Most Interceptions Returned for Touchdowns, Season

4	2015, 2013
3	2012, 2003

### Most Interceptions Returned for Touchdowns, Game

2	at Dallas 11/26/15
	at Atlanta 12/28/14
1	34x, most recently, at Miami 10/15/23

### Most Interceptions Returned for Touchdowns, Both Teams, Game

2	9x, most recently, Carolina 0 at Indianapolis (2) 11/5/23
---	---

## PUNTING

### Fewest Opponent Punts, Season

51	2020
52	2011
58	2000

### Most Opponent Punts, Season

103	2002
98	2006
95	1995

### Fewest Opponent Punts, Game

0	3x, vs Tampa Bay 11/15/20
---	---------------------------

### Most Opponent Punts, Game

11	at Oakland 11/9/08
	vs Detroit 9/15/02

### Highest Opponent Gross Punting Average, Season

47.86	2023 (81-3,877)
46.80	2016 (71-3,323)
46.29	2015 (78-3,611)
46.25	2019 (67-3,099)

### Lowest Opponent Punting Average, Season

39.51	1999 (74-2,924)
39.84	2000 (58-2,311)
40.38	1995 (94-3,796)

### Highest Opponent Punting Average, Game (min 3 punts)

58.67	vs Dallas 11/19/23 (3-176)
58.00	vs Washington 12/1/19 (5-290)
55.70	vs Arizona 10/19/08 (3-167)
	vs Oakland 11/7/04 (3-167)

### Lowest Opponent Punting Average, Game (min 3 punts)

25.67	vs San Francisco 12/18/99 (3-77)
28.30	at New England 12/13/09 (3-85)
28.67	at New York Giants 9/12/10 (3-86)

### Most Opponent Punts Blocked, Season

1	2021, 2019, 2013, 2010, 2006, 2004, 2003, 1999, 1998, 1997, 1996, 1995
---	--

### Most Opponent Punts Blocked, Game

1	11x, most recently, vs Minnesota 10-11-21
---	---

# RECORDS: REGULAR DEFENSE

## Most Consecutive Opponent Punts Without a Block

420	2004-2010
369	2013-2019
266	2004-2010

## Most Opponent Punts Inside 20 Yard Line, Season

40	2006
31	2012, 2007, 2003

## Fewest Opponent Punts Inside 20 Yard Line, Season

13	2000
14	1998
15	2011

## Most Opponent Punts Inside 20 Yard Line, Game

7	vs New Orleans 1/3/10
6	vs New York Giants 12/10/06
5	4x, most recently, at Tampa Bay 1/1/17

## PUNT RETURNS

### Fewest Opponent Punt Returns, Season

18	2020
20	1998
22	2018

### Most Opponent Punt Returns, Season

63	2002
61	2006
55	2007

### Fewest Punt Return Yards Allowed, Season

94	1998
158	1999
173	1996

### Most Punt Return Yards Allowed, Season

579	2007
554	2002
488	2010

### Fewest Punt Return Yards Allowed, Game

-4	at Houston 09/23/21
	at Washington 11/4/12
	vs Washington 10/23/11

### Most Punt Return Yards Allowed, Game

195	at Indianapolis 12/22/19
168	at Denver 11/9/97
139	at New Orleans 12/29/02

### Lowest Opponent Punt Return Average, Season

4.70	1998 (20-94)
4.94	1999 (32-158)
5.41	1996 (32-173)

### Highest Opponent Punt Return Average, Season

15.54	2014 (28-435)
13.31	2011 (35-466)
12.18	2019 (40-487)

### Longest Punt Return Allowed, Game

94	at Green Bay 11/18/07 (TD)
89	at Arizona 9/11/11 (TD)
	vs Detroit 12/21/03 (TD)

### Most Punt Returns for Touchdowns Allowed, Season

3	2019, 2011
2	1997

1 2020, 2016, 2015, 2014, 2012, 2010, 2009, 2008, 2007, 2006, 2003, 2001

### Most Punt Returns for Touchdowns Allowed, Game

2	at Indianapolis 12/22/19
	at Denver 11/9/97

## KICKOFF RETURNS

### Fewest Opponent Kickoff Returns, Season

5	2019
7	2020
12	2017

### Most Opponent Kickoff Returns, Season

80	2005
76	1999
71	1996

### Most Opponent Kickoff Returns, Game

9	at New Orleans 12/5/04
8	2x, most recently, at Atlanta 1/1/06

### Fewest Kickoff Return Yards Allowed, Season

102	2019
144	2020
254	2017

### Most Kickoff Return Yards Allowed, Season

1,702	2005
1,477	2004
1,439	1995

### Fewest Kickoff Return Yards Allowed, Game

0 71x, most recently, vs Tampa Bay 1/7/23

### Most Kickoff Return Yards Allowed, Game

237	at New Orleans 12/5/04
199	at Arizona 10/14/07
190	vs Washington 11/22/15

### Lowest Kickoff Return Average Allowed, Season

17.50	2000 (64-1,120)
18.13	2016 (23-417)
18.52	2002 (50-926)

### Highest Kickoff Return Average Allowed, Season

32.44	2014 (18-584)
27.03	2011 (30-811)
26.62	2015 (34-905)

### Longest Kickoff Return Allowed, Game

101	at San Francisco 11/16/97 (TD)
99	vs Washington 11/22/15 (TD)
97	at Cincinnati 10/12/14 (OT)
	at Tampa Bay 10/18/09 (TD)

### Most Kickoff Returns for Touchdowns Allowed, Season

1 2015, 2009, 1998, 1997

### Most Kickoff Returns for Touchdowns Allowed, Game

1	vs Washington 11/22/15
	at Tampa Bay 10/18/09
	at Atlanta 10/4/98
	at San Francisco 11/16/97

## FUMBLES

### Fewest Opponent Fumbles, Season

10	2023
16	2022, 2019
17	2013

### Most Opponent Fumbles, Season

37	2000
36	2002
30	2007

### Most Opponent Fumbles, Game

5 7x, most recently, vs Washington 11/22/15

## TURNOVERS

### Fewest Opponent Turnovers, Season

11	2023 (8 ints, 3 fum)
16	2021 (9 ints, 7 fum)
17	2022 (10 ints, 7 fum)
21	2019 (14 int, 7 fum)

2017 (10 int, 11 fum)

### Most Opponent Turnovers, Season

42	2005 (23 ints, 19 fum)
39	2015 (24 ints, 15 fum)
38	3x, most recently, 2004 (26 ints, 12 fum)

### Most Opponent Turnovers, Game

7	at Tampa Bay 10/13/19 (5 int, 2 fum)
	vs St. Louis 12/12/04 (6 ints, 1 fum)
	vs St. Louis 12/3/00 (4 ints, 3 fum)

6 3x, most recently, at Arizona 11/1/09 (5 ints, 1 fum)

### Most Consecutive Games, Opponent Turnovers

16	1996, 2012-13
13	2015-16
12	2020, 2004

## TIME OF POSSESSION

### Lowest Average Time of Possession Allowed, Season

27:42	2017
28:06	2013
28:13	2014

### Highest Average Time of Possession Allowed, Season

32:36	2010
32:30	2001
31:50	1998

### Lowest Time of Possession Allowed, Game

18:09	at New Orleans 12/5/04
18:13	at Atlanta 11/24/06
20:20	vs Seattle 10/8/00

### Highest Time of Possession Allowed, Game

40:08	at Atlanta 10/20/02
39:48	vs Atlanta 11/24/02
39:28	at Pittsburgh 12/15/02

### Highest Time of Possession Allowed, Drive

11:43	vs Pittsburgh 12/18/22 (TD 21p-91y)
11:34	at Minnesota 9/21/08 (FG 19p-75y)
10:22	at New Orleans 10/11/07 (Blocked FG 24p-93y)

# RECORDS: REGULAR OPPONENT

## SCORING

### POINTS

#### Most Points, Game

30	Joe Mixon, at Cincinnati Bengals 11/6/22 (STD: 4R, 1P)
24	Tevin Coleman, at San Francisco 10/27/19 (4TD: 3-R, 1-P) Michael Turner, Atlanta 11/23/08 (4TD: 4-R)

### TOUCHDOWNS

#### Most Touchdowns, Game

5	Joe Mixon, at Cincinnati Bengals 11/6/22 (STD: 4R, 1P)
4	Tevin Coleman, at San Francisco 10/27/19 (4TD: 3-R, 1-P) Michael Turner, Atlanta 11/23/08 (4TD: 4-R)

### POINTS AFTER TOUCHDOWN

#### Most PATs Attempted, Game

7	Chris Boswell, at Pittsburgh 11/8/18 Jason Hanson, at Detroit 11/20/11 Sebastian Janikowski, at Oakland 12/24/00
---	--

#### Most PATs, Game

7	Chris Boswell, at Pittsburgh 11/8/18 Jason Hanson, at Detroit 11/20/11 Sebastian Janikowski, at Oakland 12/24/00
---	--

#### Most PATs, No Misses, Game

7	Chris Boswell, at Pittsburgh 11/8/18 Jason Hanson, at Detroit 11/20/11 Sebastian Janikowski, at Oakland 12/24/00
---	--

### TWO-POINT CONVERSIONS

#### Most Two-Point Conversions, Game

1	33x, most recently, Tyler Lockett, at Seattle 9/24/23
---	---

### FIELD GOALS

#### Most Field Goals Attempted, Game

5	7x, most recently, Jason Myers, at Seattle 9/24/23
---	--

#### Most Field Goals, Game

5	Jason Myers, at Seattle 9/24/23 Matt Bryant, at Atlanta 12/31/17 Lawrence Tynes, New York Giants 9/20/12
4	21x, most recently, Brandon McManus, at Jacksonville 12/31/23

#### Most Field Goals, One Quarter

3	8x, most recently, Jason Myers, Seattle 9/24/23 (2nd)
---	---

#### Longest Field Goal Attempted

58	Cade York, Cleveland Browns 9/11/22 Jake Elliott, Philadelphia 10/10/21 (G) Stephen Gostkowski, at New England 10/17/17 (G) Steven Hauschka, Seattle 11/26/14 (G) Sebastian Janikowski, Oakland 11/9/08 (NG) Morten Andersen, at Atlanta 9/3/95 (S)
----	--

#### Longest Field Goal

58	Cade York, Cleveland Browns 9/11/22 Jake Elliott, Philadelphia 10/10/21 Stephen Gostkowski, at New England 10/17/17 Steven Hauschka, Seattle 11/26/14
----	--

#### Most Field Goals, No Misses, Game

5	Jason Myers, at Seattle 9/24/23 Matt Bryant, at Atlanta 12/31/17 (4th) Lawrence Tynes, New York Giants 9/20/12
4	19x, most recently, Brandon McManus, Jacksonville 12/31/23

#### Most Field Goals, 50 or More Yards, Game

2	Graham Gano, at New York Giants 9/18/22 (52, 56) Matt Bryant, Atlanta 12/24/16 (51, 50) Martin Gramatica, Tampa Bay 10/27/02 (52, 53) Doug Brien, New Orleans 11/30/97 (51, 50)
---	--

### SAFETIES

#### Most Safeties, Game

1	10x, most recently, Danielle Hunter, Minnesota 9/25/16
---	--

## RUSHING

### RUSHING ATTEMPTS

#### Most Rushing Attempts Game

38	Ricky Williams, at New Orleans 10/15/00
34	Julius Jones, Dallas 12/24/05
33	2x, most recently, Ahman Green, Green Bay 9/13/04

### RUSHING YARDS

#### Most Rushing Yards, Game

215	Derrick Ward, at New York Giants 12/21/08 (OT)
205	Matt Forte, at Chicago 10/2/11
202	Marshall Faulk, St. Louis 12/23/01

#### Longest Run From Scrimmage

98	Ronald Jones III, Tampa Bay 11/15/20
89	Giovanni Bernard, at Cincinnati 10/12/14 (TD)
81	Le'Veon Bell, Pittsburgh 9/21/14

### AVERAGE RUSHING GAIN

#### Highest Average Rushing Gain, Game (min 10 att)

14.33	Derrick Ward, at New York Giants 12/21/08 (14-215)
12.90	Derris Guice, Washington 12/19/10 (10-129)
12.20	Marshall Faulk, at St. Louis 11/11/01 (15-183)

### RUSHING TOUCHDOWNS

#### Most Rushing Touchdowns, Game

4	Joe Mixon, at Cincinnati Bengals 11/6/22 Michael Turner, at Atlanta 11/23/08
3	7x, most recently, Josh Jacobs, Las Vegas 9/13/20

## PASSING

### PASS ATTEMPTS

#### Most Pass Attempts, Game

61	Brad Johnson, at Tampa Bay 9/14/03 (OT)
58	Ryan Mallett, Houston 9/20/15
54	2x, most recently, Jameis Winston, at Tampa Bay 10/13/19

### COMPLETIONS

#### Most Completions, Game

35	4x, last by Justin Herbert, at Los Angeles Chargers 9/27/20
----	---

### COMPLETION PERCENTAGE

#### Highest Completion Percentage, Game (min 20 att)

88.00	Ben Roethlisberger, at Pittsburgh 11/8/18 (25-22)
87.10	Tua Tagovailoa, at Miami 11/28/21 (27-31)
86.36	Aaron Rodgers, at Green Bay 10/19/14 (22-19)

### PASSING YARDS

#### Most Passing Yards, Game

503	Matt Ryan, at Atlanta 10/2/16
465	Drew Brees, at New Orleans 10/16/16
432	Tom Brady, Tampa Bay 1/1/23

#### Longest Pass Completion

94	Chris Chandler (to Jamal Anderson), at Atlanta 9/23/01 (TD)
93	Matt Ryan (to Olamide Zaccheaus), at Atlanta 12/8/19 (TD)
87	Drew Brees (to Brandin Cooks), at New Orleans 10/16/16 (TD)

### AVERAGE PASSING GAIN

#### Highest Average Passing Gain, Game (min 20 att)

13.595	Matt Ryan, at Atlanta 10/2/16 (37-503)
13.593	Jameis Winston, Tampa Bay 12/24/17 (27-367)
13.12	Ben Roethlisberger, at Pittsburgh 11/8/18 (25-328)

### TOUCHDOWN PASSES

#### Most Touchdown Passes, Game

5	Ben Roethlisberger, at Pittsburgh 11/8/18 Drew Brees, at New Orleans 1/1/22 Matthew Stafford, at Detroit 11/20/11 Rich Gannon, at Oakland 12/24/00 Brett Favre, Green Bay 9/27/98
---	---

### PASSES HAD INTERCEPTED

#### Most Passes Had Intercepted, Game

6	Chris Chandler, St. Louis 12/12/04
5	Jameis Winston, at Tampa Bay 10/13/19 Josh Freeman, Tampa Bay 12/6/09 Kurt Warner, at Arizona 11/1/09

#### Most Pass Attempts, No Interceptions, Game

49	Mike Glennon, at Tampa Bay 10/24/13
51	Tom Brady, Tampa Bay 10/23/22
48	Kirk Cousins, Minnesota 10/17/21 Drew Brees, at New Orleans 10/3/10

## RECEIVING

#### Most Receptions, Game

13	Keenan Allen, at Los Angeles Chargers 9/27/20 Darren Sproles, New Orleans 9/16/12 Joe Horn, at New Orleans 12/2/01
----	--

### RECEIVING YARDS

#### Most Receiving Yards, Game

300	Julio Jones, at Atlanta 10/2/16
208	Rod Gardner, at Washington 10/21/01
207	Mike Evans, at Tampa Bay 1/1/23

#### Longest Pass Reception

94	Jamal Anderson (from Chris Chandler), at Atlanta 9/23/01 (TD)
93	Olamide Zaccheaus (from Matt Ryan), at Atlanta 12/8/19 (TD)
87	Brandin Cooks (from Drew Brees), at New Orleans 10/16/16 (TD)

### AVERAGE PER RECEPTION

#### Highest Average Per Reception, Game (min 3 rec)

35.00	Early Doucet, at Arizona 9/11/11 (3-105) Marcus Pollard, at Detroit 10/16/05 (3-105)
34.67	Julio Jones, Atlanta 12/11/13 (3-104) Joey Galloway, at Dallas 10/13/02 (3-104) Rod Gardner, at Washington 10/21/01 (6-208)

### TOUCHDOWN RECEPTIONS

#### Most Touchdown Receptions, Game

3	Mike Evans, at Tampa Bay 1/1/23 Shane Zylstra, Detroit Lions 12/4/22 Hakeem Nicks, at New York Giants 9/12/10 Derrick Mayes, Green Bay 9/27/98
---	---

## INTERCEPTIONS

#### Most Interceptions, Game

# RECORDS: REGULAR OPPONENT

3	Andrew Adams, at Tampa Bay 12/21/18
2	35x, most recently, Kenny Moore, Indianapolis 11/5/23

## INTERCEPTION RETURN YARDS

**Most Interception Return Yards, Game**

115	Kenny Moore, Indianapolis 11/5/23
88	J.C. Jackson, New England 11/07/21
85	Otis Smith, New England 1/6/02

**Longest Interception Return**

88	J.C. Jackson, New England 11/07/21 (TD)
76	Eddie Jackson, at Chicago 10/22/17
	Otis Smith, New England 1/6/02

## TOUCHDOWNS

**Most Interceptions Returned for Touchdown, Game**

2	Kenny Moore, Indianapolis 11/5/23
1	52x, most recently, DaRon Bland, Dallas 11/19/23

## PUNTING

**Most Punts, Game**

11	Shane Lechler, at Oakland 11/9/08
	John Jett, Detroit 9/15/02
10	3x, most recently, Mitch Berger, New Orleans 1/2/05

**Longest Punt**

79	Tress Way, Washing 12/1/19
75	Johnny Hökker, at Los Angeles Rams 11/6/16
74	Jake Camarda, Tampa Bay 1/7/24
	Cameron Johnston, Houston 10/29/23

## GROSS PUNTING AVERAGE

**Highest Punting Average, Game (min 4 att)**

58.00	Tress Way, Washington 12/01/19 (5-290)
55.20	Tim Masthay, at Green Bay 10/19/14 (5-276)
55.00	Jake Camarda, Tampa Bay 1/7/24 (6-330)

## INSIDE THE 20

**Most Punts Inside the 20, Game**

7	Thomas Morstead, New Orleans 1/3/10
6	Jeff Feagles, New York Giants 12/10/06

## TOUCHBACKS

**Most Touchbacks, Game**

3	Chris Kluwe, Minnesota 12/20/09
	Brad Maynard, at Chicago 11/20/05
	Kyle Richardson, at Minnesota 9/22/02
	Mitch Berger, at Minnesota 11/19/00

## PUNTS HAD BLOCKED

**Most Punts Had Blocked, Game**

1	11x, most recently, Jordan Berry, Minnesota Vikings 10/7/21
---	---

## PUNT RETURNS

**Most Punt Returns, Game**

8	Trindon Holliday, Denver 11/11/12
7	Marcus Thigpen, at Miami 11/24/13
	Johnnie Lee Higgins, at Oakland 11/9/08
	Michael Lewis, New Orleans 11/10/02
	Darrien Gordon, at Green Bay 9/29/02

## FAIR CATCHES

**Most Fair Catches, Game**

5	Rashid Shaheed, at New Orleans Saints 1/8/23
	Vinny Sutherland, San Francisco 11/18/01 (OT)
	Chad Morton, at New Orleans 10/15/00

## PUNT RETURN YARDS

**Most Punt Return Yards, Game**

195	Nyheim Hines, at Indianapolis 12/22/19
168	Darrien Gordon, at Denver 11/9/97
139	Michael Lewis, at New Orleans 12/29/02

**Longest Punt Return**

94	Tramon Williams, at Green Bay 11/18/07 (TD)
89	Patrick Peterson, at Arizona 9/11/11 (TD)
	Reggie Swinton, Detroit 12/21/03 (TD)

## PUNT RETURN AVERAGE

**Highest Punt Return Average, Game (min 3 ret)**

65.00	Nyheim Hines, at Indianapolis 12/22/19
33.60	Darrien Gordon, at Denver 11/9/97 (5-168)
31.00	Harry Douglas, at Atlanta 11/23/08 (3-93)

## TOUCHDOWNS

**Most Punt Returns for Touchdowns, Game**

2	Nyheim Hines, at Indianapolis 12/22/19
	Darrien Gordon, at Denver 11/9/97
1	16x, last by Dontae Spencer, Denver 12/13/20

## KICKOFF RETURNS

Most Kickoff Returns, Game

8	DeAndra Cobb, at Atlanta 1/1/06
	Aaron Stecker, at New Orleans 12/5/04
7	5x, most recently, Justin Miller, New York Jets 11/13/05

## KICKOFF RETURN YARDS

**Most Kickoff Return Yards, Game**

214	Aaron Stecker, at New Orleans 12/5/04
181	DeAndra Cobb, at Atlanta 1/1/06
177	Andre Roberts, Washington 11/22/15

**Longest Kickoff Return**

101	Terry Kirby, at San Francisco 11/16/97 (TD)
99	Andre Roberts, Washington 11/22/15 (TD)
97	Adam Jones, at Cincinnati 10/12/14 (OT)
	Sammie Stroughter, at Tampa Bay 10/18/09 (TD)

## KICKOFF RETURN AVERAGE

**Highest Kickoff Return Average, Game (min 3 ret)**

47.30	Sammie Stroughter, at Tampa Bay 10/18/09 (3-142)
45.00	David Reed, Baltimore 11/21/10 (3-135)
44.33	Daniel Manning, Chicago 10/10/10 (3-133)

## TOUCHDOWNS

**Most Kickoff Returns for Touchdowns, Game**

1	Andre Roberts, Washington 11/22/15
	Sammie Stroughter, at Tampa Bay 10/18/09
	Tim Dwight, at Atlanta 10/4/98
	Terry Kirby, at San Francisco 11/16/97

## COMBINED KICK RETURNS

**Most Combined Kick Returns, Game**

11	Johnnie Lee Higgins, at Oakland 11/9/08 (7-P, 4-K)
	Michael Lewis, New Orleans 11/10/02 (7-P, 4-K)
	Brian Mitchell, at Washington 10/3/99 (4-P, 7-K)
	Tyonne Hughes, New Orleans 10/22/95 (6-P, 5-K)

## COMBINED KICK RETURN YARDS

**Most Combined Kick Return Yards, Game**

214	Aaron Stecker, at New Orleans 12/5/04 (214-K)
207	Roell Preston, Green Bay 9/27/98 (40-P, 167-K)
201	Michael Lewis, at New Orleans 12/29/02 (62-P, 139-K)

## TOUCHDOWNS

**Most Combined Kick Returns for Touchdowns, Game**

2	Nyheim Hines, at Indianapolis 12/22/19 (2-P)
	Darrien Gordon, at Denver 11/9/97 (2-P)
1	20x, most recently, Dontae Spencer, Denver 12/13/20 (1-P)

## COMBINED NET YARDS

(YARDS GAINED VIA RUSHING, RECEIVING, INTERCEPTION RETURN, PUNT RETURN, KICKOFF RETURN, AND FUMBLE RETURN)

## COMBINED ATTEMPTS

**Most Combined Attempts, Game**

41	Ricky Williams, at New Orleans 10/15/00 (38-R, 3-P)
36	2x, most recently, Julius Jones, Dallas 12/24/05 (34-R, 2-P)

**Most Combined Net Yards, Game**

300	Julio Jones, at Atlanta 10/21/16 (300-P)
252	Marshall Faulk, St. Louis 12/23/01 (202-R, 50-P)
235	Tim Dwight, Atlanta 11/28/99 (3-R, 102-P, 115-KOR, 15-PR)

## SACKS

**Most Sacks, Game**

4.5	Mario Williams, at Buffalo 9/15/13
3.5	Cameron Jordan, at New Orleans 01/02/22
	Connor Barwin, at Philadelphia 11/10/14
	Chris Doleman, at San Francisco 11/8/98
	Chris Doleman, at Atlanta 9/3/95 (OT)

## FUMBLES

**Most Fumbles, Game**

5	Josh Johnson, at Tampa Bay 10/18/09
4	Phillip Rivers, at San Diego 12/16/12
	Shaun King, Arizona 11/21/04

**Most Own Fumbles Recovered, Game**

2	11x, most recently, Jameis Winston, New Orleans 9/25/22
---	---

**Most Opponent Fumbles Recovered, Game**

2	7x, most recently, Lavonte David, Tampa Bay 1/3/16
---	--

**Longest Fumble Return**

102	Travis Davis, at Pittsburgh 12/26/99 (TD)
90	Keith Mitchell, New Orleans 11/12/00 (TD)
75	Eddie Jackson, at Chicago 10/22/17 (TD)

## TOUCHDOWNS

**Most Touchdowns, Game (Opponents Recovered)**

1	27x, most recently, D'Marco Jackson, New Orleans 12/10/12
---	---

**Most Touchdowns, Game (Own Recovered)**

1	Steve Breaston, Arizona 12/19/10
	Zach Wiegert, St. Louis 12/20/97

## BLOCKED KICKS

# RECORDS: REGULAR OPPONENT

## Most Blocked Punts, Game

- 2 Osi Umenyiora, at New York Giants 12/28/03
- 1 16x, most recently, Duke Riley, Miami 11/28/21

## Most Blocked Field Goals, Game

- 1 24x, most recently, Carl Granderson, New Orleans 9/19/21

## Most Blocked Point After Touchdowns, Game

- 1 10x, most recently, Isaac Rochell, at Los Angeles Chargers 9/27/20

## Longest Return of Blocked Field Goal

- 72 Aeneas Williams, Arizona 11/19/95 (TD)

## Most Touchdowns With Blocked Kick Recovery

- 1 Justin Coleman, Miami 11/28/21 (P, 24 yds)
- Everson Griffin, Minnesota 11/30/14 (P, 43 yds)
- Adam Thielen, Minnesota 11/30/14 (P, 30 yds)
- Geno Hayes, at Tampa Bay 10/12/08 (P, 22 yds)
- Brandon Lloyd, Chicago 9/14/08 (P, 9 yds)
- Chris Hayes, New York Jets 10/28/01 (P, 38 yds)
- Aeneas Williams, Arizona 11/19/95 (FG, 72 yds)



# RECORDS: PLAYOFF INDIVIDUAL

## SERVICE

### Most Games Played

11	Thomas Davis, 2005-2018
10	John Kasay, 1995-2010
9	Julius Peppers, 2002-2009, 2017-2018 Jordan Gross, 2003-2013 Steve Smith, 2001-2013
8	Ryan Kalil, 2007-2018 Jake Delhomme, 2003-2009 Nick Goings, 2001-2008 Brad Hoover, 2000-2009 Jason Kyle, 2001-2008 Dante Wesley, 2002-2005, 2007-2009

### Most Games Started

9	Julius Peppers, 2002-2009, 2017-2018 Jordan Gross, 2003-2013 Steve Smith, 2001-2013
8	Thomas Davis 2005-2018 Ryan Kalil, 2007-2018 Jake Delhomme, 2003-2009

## SCORING

### POINTS

#### Most Points, Career

81	John Kasay, 10 games (21 FG, 18 PAT)
60	Steve Smith, 9 games (10 TD, 8-P, 1-R, 1-RET)
54	Graham Gano, 7 games (12 FG, 18 PAT)

#### Most Points, Postseason

35	John Kasay, 2003 (9 FG, 8 PAT)
30	Steve Smith, 2005 (5 TD, 3-P, 1-R, 1-RET)
24	John Kasay, 2005 (6 FG, 6 PAT)

#### Most Points, Game

17	John Kasay, vs Dallas 1/3/04 (5 FG, 2 PAT)
14	Graham Gano, at New Orleans 1/7/18 (4 FG, 2 PAT) John Kasay, vs Dallas 1/5/97 (4 FG, 2 PAT)
12	5x, most recently, Cam Newton, vs Arizona 1/24/16 (2 TD, 2-R)

### TOUCHDOWNS

#### Most Touchdowns, Career

10	Steve Smith, 9 games (8-P, 1-R, 1-RET)
5	Jonathan Stewart, 6 games (5-R)
3	Muhsin Muhammad, 7 games (2-P, 1-RET)

#### Most Touchdowns, Postseason

5	Steve Smith, 2005 (3-P, 1-R, 1-RET)
3	Jonathan Stewart, 2015 (3-R) Muhsin Muhammad, 2003 (2-P, 1-RET) Steve Smith, 2003 (3-P)
2	Kelvin Benjamin, 2014 (2-P) DeShaun Foster, 2003 (2-R) Cam Newton, 2015 (2-R) Luke Kuechly, 2015 (2-RET)

#### Most Touchdowns, Game

2	Cam Newton, vs Arizona 1/24/16 (2-R) Jonathan Stewart, vs Seattle 1/17/16 (2-R) Kelvin Benjamin, at Seattle 1/10/15 (2-P) Steve Smith, at Chicago 1/15/06 (2-P) Steve Smith, at New York Giants 1/8/06 (1-P, 1-R)
---	---

### POINTS AFTER TOUCHDOWN (PATs)

#### Most PATs Attempted, Career

19	John Kasay, 10 games
18	Graham Gano, 7 games

#### Most PATs Attempted, Postseason

10	Graham Gano, 2015
8	John Kasay, 2003
7	John Kasay, 2005

#### Most PATs Attempted, Game

5	Graham Gano, vs Arizona 1/24/16
4	Graham Gano, vs Seattle 1/17/16
3	Graham Gano, vs Arizona 1/3/15 John Kasay, at Chicago 1/15/06

#### Most PATs, Career

18	John Kasay, 10 games
18	Graham Gano, 7 games

#### Most PATs, Postseason

10	Graham Gano, 2015
8	John Kasay, 2003
6	John Kasay, 2005

#### Most PATs, Game

5	Graham Gano, vs Arizona 1/24/16
4	Graham Gano, vs Seattle 1/17/16
3	Graham Gano, vs Arizona 1/3/15

### FIELD GOALS

#### Most Field Goals Attempted, Career

23	John Kasay, 10 games
15	Graham Gano, 7 games

#### Most Field Goals Attempted, Postseason

11	John Kasay, 2003
6	John Kasay, 2005 John Kasay, 1996
5	Graham Gano, 2017

Graham Gano, 2015

#### Most Field Goals Attempted, Game

5	Graham Gano, at New Orleans 1/7/18 John Kasay, at St. Louis 1/7/04 John Kasay, vs Dallas 1/3/04 John Kasay, vs Dallas 1/5/97
---	---

#### Most Field Goals, Career

21	John Kasay, 10 games
12	Graham Gano, 7 games

#### Most Field Goals, Postseason

9	John Kasay, 2003
6	John Kasay, 2005 John Kasay, 1996
4	Graham Gano, 2017 Graham Gano, 2015

#### Most Field Goals, Game

5	John Kasay, vs Dallas 1/3/04
4	Graham Gano, at New Orleans 1/7/18 John Kasay, vs Dallas 1/5/97
3	3x, most recently, John Kasay, at Chicago 1/15/06

#### Longest Field Goal

58	Graham Gano, at New Orleans 1/7/18
52	John Kasay, at St. Louis 1/7/04
50	John Kasay, vs New England 2/1/04 (Super Bowl XXXVIII)

#### Longest Field Goal, Attempted

58	Graham Gano, at New Orleans 1/7/18
53	John Kasay, at St. Louis 1/7/04 (IJJ)
52	John Kasay, at St. Louis 1/7/04

#### Highest Field Goal Percentage, Career (min 5 att)

91.30	John Kasay, 10 games (21-23)
80.00	Graham Gano, 7 games (12-15)

#### Highest Field Goal Percentage, Postseason (min 1 att per game)

100.00	Graham Gano, 2013 (1-1) John Kasay, 2005, (6-6)
80.00	John Kasay, 1996 (6-6)
81.82	John Kasay, 2003 (9-11)

## RUSHING

### RUSHING ATTEMPTS

#### Most Rushing Attempts, Career

101	Jonathan Stewart, 7 games
85	DeShaun Foster, 6 games
64	Stephen Davis, 4 games

#### Most Rushing Attempts, Postseason

64	Stephen Davis, 2003
50	Jonathan Stewart, 2015
43	DeShaun Foster, 2005

#### Most Rushing Attempts, Game

27	DeShaun Foster, at New York Giants 1/8/06
26	Stephen Davis, vs Dallas 1/3/04 Anthony Johnson, vs Dallas 1/5/97
24	Jonathan Stewart, vs Arizona 1/3/15

### RUSHING YARDS

#### Most Rushing Yards, Career

474	Jonathan Stewart, 7 games
401	DeShaun Foster, 6 games
315	Stephen Davis, 4 games

#### Most Rushing Yards, Postseason

315	Stephen Davis, 2003
218	Jonathan Stewart, 2015
205	DeShaun Foster, 2005

#### Most Rushing Yards, Game

151	DeShaun Foster, at New York Giants 1/8/06
123	Jonathan Stewart, vs Arizona 1/3/15
106	Jonathan Stewart, vs Seattle 1/17/16

#### Most Games, 100 or More Rushing Yards, Career

2	Jonathan Stewart, 7 games
1	DeShaun Foster, 6 games Stephen Davis, 4 games Anthony Johnson, 2 games

#### Most Games, 100 or More Rushing Yards, Postseason

1	Jonathan Stewart, 2015, 2014 DeShaun Foster, 2005 Stephen Davis, 2003 Anthony Johnson, 1996
---	--

#### Longest Run From Scrimmage

64	Stephen Davis, at St. Louis 1/1/04
59	Jonathan Stewart, vs Seattle 1/17/16
35	Jonathan Stewart, vs Arizona 1/3/15

### RUSHING TOUCHDOWNS

#### Most Rushing Touchdowns, Career

5	Jonathan Stewart, 7 games
2	Cam Newton, 6 games DeShaun Foster, 6 games
1	Steve Smith, 9 games Stephen Davis, 4 games Brad Hoover, 8 games

# RECORDS: PLAYOFF INDIVIDUAL

## Most Rushing Touchdowns, Postseason

3	Jonathan Stewart, 2015
2	Cam Newton, 2015
	DeShaun Foster, 2003
1	Ted Ginn, Jr., 2015
	Jonathan Stewart, 2014 and 2008
	Steve Smith, 2005
	Stephen Davis, 2003
	Brad Hoover, 2003

## Most Rushing Touchdowns, Game

2	Cam Newton, vs Arizona 1/24/15
	Jonathan Stewart, vs Seattle 1/17/16
1	Jonathan Stewart, vs Denver 2/7/16 (Super Bowl 50)
	Ted Ginn, Jr., vs Arizona 1/24/16
	Jonathan Stewart, vs Arizona 1/2/15
	Jonathan Stewart, vs Arizona 1/10/09
	Steve Smith, at New York Giants 1/8/06
	DeShaun Foster, vs New England 2/1/04 (Super Bowl XXXVIII)
	DeShaun Foster, at Philadelphia 1/18/04
	Stephen Davis, vs Dallas 1/3/04
	Brad Hoover, at St. Louis 1/10/04

## PASSING

### PASS ATTEMPTS

#### Most Pass Attempts, Career

226	Jake Delhomme, 8 games
224	Cam Newton, 7 games
59	Kerry Collins, 2 games

#### Most Pass Attempts, Postseason

102	Jake Delhomme, 2003
91	Cam Newton, 2015
90	Jake Delhomme, 2005

#### Most Pass Attempts, Game

41	Cam Newton, vs Denver 2/7/16 (Super Bowl 50)
40	Cam Newton, at New Orleans 1/7/18
37	Kerry Collins, at Green Bay 1/12/97

### COMPLETIONS

#### Most Completions, Career

134	Cam Newton, 7 games
130	Jake Delhomme, 8 games
31	Kerry Collins, 2 games

#### Most Completions, Postseason

59	Jake Delhomme, 2003
54	Jake Delhomme, 2005
53	Cam Newton, 2015

#### Most Completions, Game

24	Cam Newton, at New Orleans, 1/7/18
	Jake Delhomme, at Chicago 1/15/06
23	Cam Newton, at Seattle 1/10/15
19	Cam Newton, vs Arizona 1/24/16
	Kerry Collins, at Green Bay 1/12/97

### COMPLETION PERCENTAGE

#### Highest Completion Percentage, Career

59.82	Cam Newton, 6 games (224-134)
57.52	Jake Delhomme, 8 games (226-130)
52.54	Kerry Collins, 2 games (59-31)

#### Highest Completion Percentage, Postseason (Qualifiers)

64.00	Cam Newton, 2013 (25-16)
60.29	Cam Newton, 2014 (68-41)
60.00	Jake Delhomme, 2005 (90-54)
	Cam Newton, 2017 (24-40)

#### Highest Completion Percentage, Game (min 20 att)

72.73	Cam Newton, vs Seattle 1/17/16 (22-16)
	Jake Delhomme, at Chicago 1/15/06 (33-24)
68.18	Jake Delhomme, at New York Giants 1/8/06 (22-15)
67.86	Cam Newton, vs Arizona 1/24/16 (28-19)

### PASSING YARDS

#### Most Passing Yards, Career

1,847	Jake Delhomme, 8 games
1,821	Cam Newton, 7 games
315	Kerry Collins, 2 games

#### Most Passing Yards, Postseason

987	Jake Delhomme, 2003
761	Cam Newton, 2015
655	Jake Delhomme, 2005

#### Most Passing Yards, Game

349	Cam Newton, at New Orleans 1/7/18
335	Cam Newton, vs Arizona 1/24/16
323	Jake Delhomme, vs New England 2/1/04 (Super Bowl XXXVIII)

#### Most Games, 300 or More Passing Yards, Career

2	Jake Delhomme, 8 games
2	Cam Newton, 7 games

#### Longest Pass Completion

86	Cam Newton (to Corey Brown), vs Arizona 1/24/16 (TD)
85	Jake Delhomme (to Muhsin Muhammad), vs New England 2/1/04 (TD) (Super Bowl XXXVIII)
70	Jake Delhomme (to Steve Smith), vs Dallas 1/3/04

### TOUCHDOWN PASSES

#### Most Touchdown Passes, Career

12	Jake Delhomme, 8 games
10	Cam Newton, 7 games
3	Kerry Collins, 2 games

#### Most Touchdown Passes, Postseason

6	Jake Delhomme, 2003
5	Jake Delhomme, 2005
4	Cam Newton, 2014

#### Most Touchdown Passes, Game

3	Jake Delhomme, at Chicago 1/15/06
	Jake Delhomme, vs New England 2/1/04 (Super Bowl XXXVIII)
2	5x, most recently, Cam Newton, at New Orleans 1/7/18

### PASSES HAD INTERCEPTED

#### Most Passes Had Intercepted, Career

10	Jake Delhomme, 8 games
7	Cam Newton, 6 games
3	Kerry Collins, 2 games

#### Most Passes Had Intercepted, Postseason

5	Jake Delhomme, 2008
4	Jake Delhomme, 2005
3	2x, most recently, Cam Newton, 2014

#### Most Passes Had Intercepted, Game

5	Jake Delhomme, vs Arizona 1/10/09
3	Jake Delhomme, at Seattle 1/22/06
2	3x, most recently, Cam Newton, at Seattle 1/10/15

## RECEIVING

#### Most Receptions, Career

51	Steve Smith, 9 games
35	Greg Olsen, 7 games
20	Muhsin Muhammad, 7 games

#### Most Receptions, Postseason

27	Steve Smith, 2005
18	Steve Smith, 2003
16	Greg Olsen, 2015

#### Most Receptions, Game

12	Steve Smith, at Chicago 1/15/06
10	Steve Smith, at New York Giants 1/8/06
8	Greg Olsen, at New Orleans Saints 1/7/18

### RECEIVING YARDS

#### Most Receiving Yards, Career

856	Steve Smith, 9 games
488	Greg Olsen, 7 games
407	Muhsin Muhammad, 7 games

#### Most Receiving Yards, Postseason

404	Steve Smith, 2003
352	Muhsin Muhammad, 2003
335	Steve Smith, 2005

#### Most Receiving Yards, Game

218	Steve Smith, at Chicago 1/15/06
163	Steve Smith, at St. Louis 1/10/04
140	Muhsin Muhammad, vs New England 2/1/04 (Super Bowl XXXVIII)

#### Most Games, 100 or More Yards Receiving, Career

3	Steve Smith, 9 games
2	Greg Olsen, 7 games
	Muhsin Muhammad, 7 games
	Christian McCaffrey, 1 game
1	Corey Brown, 5 games
	Ted Ginn, Jr., 4 games

#### Most Games, 100 or More Yards Receiving, Postseason

2	Muhsin Muhammad, 2003
2	Steve Smith, 2003

#### Longest Pass Reception

86	Corey Brown, vs Arizona 1/24/16 (TD)
85	Muhsin Muhammad, vs New England 2/1/04 (TD) (Super Bowl XXXVIII)
70	Steve Smith, vs Dallas 1/3/04

### AVERAGE PER RECEPTION

#### Highest Average Per Reception, Game (min 3 rec)

35.00	Muhsin Muhammad, vs New England 2/1/04 (4-140) (Super Bowl XXXVIII)
28.25	Corey Brown, vs Arizona 1/24/16 (4-113)
27.17	Steve Smith, at St. Louis 1/10/04 (6-163)

### TOUCHDOWN RECEPTIONS

#### Most Touchdown Receptions, Career

8	Steve Smith, 9 games
2	Greg Olsen, 7 games
	Kevin Benjamin, 2 games
	Muhsin Muhammad, 7 games

#### Most Touchdown Receptions, Postseason

3	Steve Smith, 2005
3	Steve Smith, 2003
2	Kevin Benjamin, 2014
	Muhsin Muhammad, 2003

#### Most Touchdown Receptions, Game

2	Kevin Benjamin, at Seattle 1/10/15
	Steve Smith, at Chicago 1/15/06

# RECORDS: PLAYOFF INDIVIDUAL

## INTERCEPTIONS

### Most Interceptions, Career

4	Ricky Manning, Jr., 7 games
3	Luke Kuechly, 6 games
2	Tre Boston, 5 games
	Kurt Coleman, 3 games
	Ken Lucas, 4 games
	Marlon McCree, 3 games
	Sam Mills, 2 games

### Most Interceptions, Postseason

4	Ricky Manning, Jr., 2003
2	Kurt Coleman, 2015
	Luke Kuechly, 2015
	Ken Lucas, 2005
	Marlon McCree, 2005
	Sam Mills, 1996

1 14x, most recently, Mike Adams, 2017

### Most Interceptions, Game

3	Ricky Manning, Jr., at Philadelphia 1/18/04
2	Kurt Coleman, vs Arizona 1/24/16
	Marlon McCree, at New York Giants 1/8/06
1	21x, most recently, Mike Adams at New Orleans 1/7/18

## INTERCEPTION RETURN YARDS

### Most Interception Return Yards, Career

49	Chad Cota, 2 games
	Pat Terrell, 2 games
37	Luke Kuechly, 6 games
34	Sam Mills, 2 games
	Julius Peppers, 8 games

### Most Interception Return Yards, Postseason

49	Chad Cota, 1996
	Pat Terrell, 1996
36	Luke Kuechly, 2015
34	Sam Mills, 1996
	Julius Peppers, 2003

### Most Interception Return Yards, Game

49	Chad Cota, vs Dallas 1/5/97
	Pat Terrell, vs Dallas 1/5/97
34	Julius Peppers, vs Dallas 1/3/04
24	Sam Mills, vs Dallas 1/5/97

### Longest Interception Return

49	Chad Cota, vs Dallas 1/5/97
	Pat Terrell, vs Dallas 1/5/97
34	Julius Peppers, vs Dallas 1/3/04
24	Sam Mills, vs Dallas 1/5/97

## TOUCHDOWNS

### Most Interception Returns for Touchdown, Career

2	Luke Kuechly, 6 games
---	-----------------------

### Most Interception Returns for Touchdown, Postseason

2	Luke Kuechly, 2015
---	--------------------

### Most Interception Returns for Touchdown, Game

1	Luke Kuechly, vs Arizona 1/24/16
	Luke Kuechly, vs Seattle 1/17/16

## PUNTING

### Most Punts, Career

25	Brad Nortman, 6 games
21	Todd Sauerbrun, 4 games
20	Jason Baker, 4 games

### Most Punts, Postseason

21	Todd Sauerbrun, 2003
16	Jason Baker, 2005
15	Brad Nortman, 2015

### Most Punts, Game

7	Brad Nortman, vs Denver 2/7/16 (Super Bowl 50)
	Jason Baker, at Seattle 1/22/06
	Todd Sauerbrun, vs New England 2/1/04 (Super Bowl XXXVIII)
	Todd Sauerbrun, at Philadelphia 1/18/04
5	4x, most recently, Brad Nortman, vs Seattle 1/17/16
4	4x, most recently, Brad Nortman, at Seattle 1/10/15

### Longest Punt

61	Brad Nortman, vs Denver 2/7/16 (Super Bowl 50)
59	Todd Sauerbrun, at Philadelphia 1/18/04
	Todd Sauerbrun, vs Dallas 1/3/04
53	Michael Palardy, at New Orleans 1/7/18
	Jason Baker, vs Arizona 1/10/09

## PUNTING AVERAGE

### Highest Punting Average, Career (min 4 punts)

43.33	Todd Sauerbrun, 4 games (21-910)
40.48	Brad Nortman, 6 games (25-1,012)
36.60	Jason Baker, 4 games (20-792)

### Highest Punting Average, Postseason (Qualifiers)

48.33	Michael Palardy, 2017 (3-145)
48.00	Jason Baker, 2008 (4-192)
43.33	Todd Sauerbrun, 2003 (21-910)

### Highest Punting Average, Game (min 4 att)

48.40	Todd Sauerbrun, vs Dallas 1/3/04 (5-242)
48.00	Jason Baker, vs Arizona 1/10/09 (4-192)
45.00	Brad Nortman, vs Denver 2/7/16 (7-315) (Super Bowl 50)

### Highest Net Punting Average, Postseason (min 4 punts)

44.25	Jason Baker, 2008
37.71	Todd Sauerbrun, 2003
35.40	Brad Nortman, 2015

## INSIDE THE ED

### Most Punts Inside 20, Career

8	Brad Nortman, 6 games
7	Jason Baker, 4 games
5	Todd Sauerbrun, 2 games

### Most Punts Inside 20, Postseason

7	Jason Baker, 2005
5	Todd Sauerbrun, 2003
4	Brad Nortman, 2014

### Most Punts Inside 20, Game

3	Brad Nortman, vs Arizona 1/2/15
	Jason Baker, at Chicago 1/15/06
2	5x, most recently, Brad Nortman, vs Seattle 1/17/16

## TOUCHBACKS

### Most Touchbacks, Career

2	Brad Nortman, 6 games
	Jason Baker, 4 games
	Todd Sauerbrun, 4 games
1	Rohn Stark, 2 games

### Most Touchbacks, Postseason

2	Jason Baker, 2005
	Todd Sauerbrun, 2003
1	Brad Nortman, 2015, 2014
	Rohn Stark, 1996

### Most Touchbacks, Game

1	7x, most recently, Brad Nortman, vs Denver 2/7/16 (Super Bowl 50)
---	---

## PUNT RETURNS

### Most Punt Returns, Career

8	Ted Ginn, Jr., 4 games
7	Steve Smith, 9 games
3	Winslow Oliver, 2 games

### Most Punt Returns, Postseason

6	Ted Ginn, Jr., 2015
4	Steve Smith, 2003
3	Steve Smith, 2005
	Winslow Oliver, 1996

### Most Punt Returns, Game

3	Ted Ginn, Jr., vs Denver 2/7/16 (Super Bowl 50)
	Steve Smith, vs Dallas 1/3/04
2	Kaelin Clay, at New Orleans 1/7/18
	Ted Ginn, Jr., vs Arizona 1/24/16
	Ted Ginn, Jr., vs San Francisco 1/12/14
	Steve Smith, at Chicago 1/15/06
	Winslow Oliver, vs Dallas 1/5/97

## PUNT RETURN YARDS

### Most Punt Return Yards, Career

73	Steve Smith, 9 games
67	Ted Ginn, Jr., 4 games
21	Winslow Oliver, 2 games

### Most Punt Return Yards, Postseason

58	Steve Smith, 2005
40	Ted Ginn, Jr., 2015
27	Ted Ginn, Jr., 2013

### Most Punt Return Yards, Game

59	Steve Smith, at Seattle 1/22/06
38	Ted Ginn, Jr., vs Arizona 1/24/16
27	Ted Ginn, Jr., vs San Francisco 1/12/14

### Longest Punt Return

59	Steve Smith, at Seattle 1/22/06 (TD)
32	Ted Ginn, Jr., vs Arizona 1/24/16
24	Ted Ginn, Jr., vs San Francisco 1/12/14

## PUNT RETURN AVERAGE

### Highest Punt Return Average, Career (min 3 att)

10.43	Steve Smith, 9 games (7-73)
8.38	Ted Ginn, Jr., 4 games (8-67)
7.00	Winslow Oliver, 2 games (3-21)

### Highest Punt Return Average, Postseason (Qualifiers)

19.33	Steve Smith, 2005 (3-58)
13.50	Ted Ginn, Jr., 2013 (2-27)
7.00	Winslow Oliver, 1996 (3-21)

### Highest Punt Return Average, Game (min 3 att)

4.33	Steve Smith, vs Dallas 1/3/04 (3-13)
------	--------------------------------------

## TOUCHDOWNS

### Most Punt Returns for Touchdown, Career

1	Steve Smith, 9 games
---	----------------------

### Most Punt Returns for Touchdown, Postseason

1	Steve Smith, 2005
---	-------------------

### Most Punt Returns for Touchdown, Game

1	Steve Smith, at Seattle 1/22/06 (59)
---	--------------------------------------

# RECORDS: PLAYOFF INDIVIDUAL

## KICKOFF RETURNS

### Most Kickoff Returns, Career

16	Rod Smart, 7 games
9	Michael Bates, 2 games
8	Jamal Robertson, 3 games

### Most Kickoff Returns, Postseason

12	Rod Smart, 2003
9	Michael Bates, 1996
8	Jamal Robertson, 2005

### Most Kickoff Returns, Game

5	Mark Jones, vs Arizona 1/10/09
	Michael Bates, vs Dallas 1/5/97
	Rod Smart, at St. Louis 1/10/04
4	5x, most recently, Joe Webb vs Seattle 1/17/16
3	2x, most recently, Ted Ginn, Jr., vs San Francisco 1/12/14

## KICKOFF RETURN YARDS

### Most Kickoff Return Yards, Career

359	Rod Smart, 7 games
214	Michael Bates, 2 games
186	Jamal Robertson, 3 games

### Most Kickoff Return Yards, Postseason

285	Rod Smart, 2003
214	Michael Bates, 1996
186	Jamal Robertson, 2005

### Most Kickoff Return Yards, Game

155	Michael Bates, vs Dallas 1/5/97
151	Mark Jones, vs Arizona 1/10/09
123	Rod Smart, at St. Louis 1/10/04

### Longest Kickoff Return

51	Michael Bates, vs Dallas 1/5/97
40	Rod Smart, at Philadelphia 1/18/04
39	Mark Jones, vs Arizona 1/10/09

## KICKOFF RETURN AVERAGE

### Highest Kickoff Return Average, Career (min 3 ret)

30.20	Mark Jones, 1 game (5-151)
23.78	Michael Bates, 2 games (9-214)
23.25	Jamal Robertson, 3 games (8-186)

### Highest Kickoff Return Average, Postseason (Qualifiers)

30.20	Mark Jones, 2003 (5-151)
23.78	Michael Bates, 1996 (9-214)
23.25	Rod Smart, 2003 (12-285)

### Highest Kickoff Return Average, Game (min 3 ret)

31.00	Michael Bates, vs Dallas 1/5/97 (5-155)
30.20	Mark Jones, vs Arizona 1/10/09 (5-151)
25.00	Jamal Robertson, at Chicago 1/15/06 (4-100)

## COMBINED KICK RETURNS

### Most Combined Kick Returns, Career

16	Rod Smart, 7 games (14-K)
11	Ted Ginn, Jr., 4 games (8-P, 3-K)
9	Michael Bates, 2 games (9-K)
	Steve Smith, 9 games (7-P, 2-K)

### Most Combined Kick Returns, Postseason

12	Rob Smart, 2003 (12-K)
9	Michael Bates, 1996 (9-K)
8	Jamal Robertson, 2005 (8-K)

### Most Combined Kick Returns, Game

6	Mark Jones, vs Arizona 1/10/09 (1-P, 5-K)
5	Ted Ginn, Jr., vs San Francisco 1/12/14 (2-P, 3-K)
	Rod Smart, at St. Louis 1/10/04 (5-K)
	Michael Bates, vs Dallas 1/5/97 (5-K)
4	6x, most recently, Joe Webb, vs Seattle 1/17/16 (4-K)

## YARDS GAINED

### Most Combined Kick Return Yards, Career

359	Rod Smart, 7 games (359-K)
214	Michael Bates, 2 games (214-K)
186	Jamal Robertson, 3 games (186-K)

### Most Combined Kick Return Yards, Postseason

285	Rod Smart, 2003 (285-K)
214	Michael Bates, 1996 (214-K)
186	Michael Bates, 1996 (214-K)

### Most Combined Kick Return Yards, Game

160	Mark Jones, vs Arizona 1/10/09 (9-P, 151-K)
155	Michael Bates, vs Dallas 1/5/97 (155-K)
123	Rod Smart, at St. Louis 1/10/04 (123-K)

## TOUCHDOWNS

### Most Combined Kick Returns for Touchdowns, Career

1	Steve Smith, 9 games (1-P)
---	----------------------------

### Most Combined Kick Returns for Touchdowns, Postseason

1	Steve Smith, 2005 (1-P)
---	-------------------------

### Most Combined Kick Returns for Touchdowns, Game

1	Steve Smith, at Seattle 1/22/06 (1-P)
---	---------------------------------------

## FUMBLES

### Most Fumbles, Career

6	Jake Delhomme, 8 games
5	Cam Newton, 6 games
2	DeShaun Foster, 6 games

Mike Tolbert, 6 games

### Most Fumbles, Postseason

3	Cam Newton, 2014
	Jake Delhomme, 2005
2	Cam Newton, 2015
	Mike Tolbert, 2015
	Jake Delhomme, 2003
1	15x, most recently, most recently, Mike Adams, 2017

### Most Fumbles, Game

2	Cam Newton, vs Denver 2/7/16 (Super Bowl 50)
	Mike Tolbert, vs Denver 2/7/16 (Super Bowl 50)
	Cam Newton, at Seattle 1/10/15
	Jake Delhomme, at Chicago 1/15/06

## OPPONENTS FUMBLES RECOVERED

### Most Opponents Fumbles Recovered, Career

1	Tre Boston, 5 games
	Kory Ealy, 5 games
	Luke Kuechly, 6 games
	Kevin Reddick, 2 games
	Lamar Lathon, 2 games
	Mike Minter, 7 games
	Mike Rucker, 7 games
	Dante Wesley, 8 games

### Most Opponents Fumbles Recovered, Postseason

1	Tre Boston, 2015
	Kory Ealy, 2015
	Luke Kuechly, 2015
	Kevin Reddick, 2014
	Mike Rucker, 2005
	Dante Wesley, 2005
	Mike Minter, 2003
	Lamar Lathon, 1996

### Most Opponents Fumbles Recovered, Game

1	Tre Boston, vs Arizona 1/24/16
	Kory Ealy, vs Denver 2/7/16 (Super Bowl 50)
	Luke Kuechly, vs Arizona 1/24/16
	Kevin Reddick, vs Arizona 1/3/15
	Mike Rucker, at New York Giants 1/8/06
	Dante Wesley, at New York Giants 1/8/06
	Mike Minter, vs Dallas 1/3/04
	Lamar Lathon, at Green Bay 1/12/97

## FORCED FUMBLES

### Most Forced Fumbles, Career

2	Charles Johnson, 7 games
	Will Witherspoon, 7 games
1	Kurt Coleman, 4 games
	Kory Ealy, 5 games
	Kawann Short, 6 games
	Melvin White, 3 games
	Wes Horton, 2 games
	Jarrod Cooper, 3 games
	Brett Maxie, 2 games
	Mike Minter, 7 games

### Most Forced Fumbles, Postseason

2	Charles Johnson, 2015
---	-----------------------

### Most Forced Fumbles, Game

1	Kurt Coleman, at New Orleans 1/7/18
	Kory Ealy, vs Denver 2/7/16 (Super Bowl 50)
	Charles Johnson, vs Denver 2/7/16 (Super Bowl 50)
	Charles Johnson, vs Arizona 1/24/16
	Kawann Short, vs Arizona 1/24/16
	Wes Horton, at Seattle 1/10/15
	Melvin White, vs Arizona 1/3/15
	Julius Peppers, at Chicago 1/15/06
	Will Witherspoon, at New York Giants 1/8/06
	Jarrod Cooper, at Philadelphia 1/18/04
	Mike Minter, at Philadelphia 1/18/04
	Will Witherspoon, vs Dallas 1/3/04
	Brett Maxie, vs Dallas 1/5/97

## TOUCHDOWNS

### Most Fumble Returns for Touchdown, Career

1	Muhsin Muhammad, 7 games
---	--------------------------

### Most Fumble Returns for Touchdown, Postseason

1	Muhsin Muhammad, 2003
---	-----------------------

### Most Fumble Returns for Touchdown, Game

1	Muhsin Muhammad, at St. Louis 1/10/04
---	---------------------------------------

## COMBINED NET YARDS

(VIA RUSHING, RECEIVING, INTERCEPTION RETURN, PUNT RETURN, KICKOFF RETURN, FUMBLE RETURN)

## COMBINED ATTEMPTS

### Most Combined Attempts, Career

110	Jonathan Stewart, 7 games
93	DeShaun Foster, 6 games
66	Stephen Davis, 4 games

### Most Combined Attempts, Postseason

66	Stephen Davis, 2003
54	Jonathan Stewart, 2015
47	DeShaun Foster, 2003

# RECORDS: PLAYOFF INDIVIDUAL

## Most Combined Attempts, Game

28	DeShaun Foster, at New York Giants 1/8/06
27	Stephen Davis, vs Dallas 1/3/04
	Anthony Johnson, vs Dallas 1/5/87
25	Jonathan Stewart, vs Arizona 1/3/15

## YARDS GAINED

## Most Combined Net Yards, Career

1,015	Steve Smith, 9 games
523	Jonathan Stewart, 7 games
443	DeShaun Foster, 6 games

## Most Combined Net Yards, Postseason

467	Steve Smith, 2003
431	Steve Smith, 2005
366	Muhsin Muhammad, 2003

## Most Combined Net Yards, Game

243	Steve Smith, at Chicago 1/15/06
193	Ted Ginn Jr. vs. San Francisco 1/12/14
170	Steve Smith, at St. Louis 1/10/04

## TACKLES

## Most Tackles, Career

76	Dan Morgan, 7 games
66	Thomas Davis, 11 games
66	Luke Kuechly, 7 games

## Most Tackles, Postseason

57	Dan Morgan, 2003
43	Mike Minter, 2003
37	Will Witherspoon, 2003

## Most Tackles, Game

25	Dan Morgan, vs New England 2/1/04 (Super Bowl XXXVIII)
18	Mike Minter, vs New England 2/1/04 (Super Bowl XXXVIII)
16	Will Witherspoon, vs New England 2/1/04 (Super Bowl XXXVIII)
15	Luke Kuechly, vs San Francisco 1/12/14

## SACKS

## Most Sacks, Career

5.0	Charles Johnson, 7 games
4.0	Kawann Short, 7 games
3.0	Kory Ealy, 5 games

## Most Sacks, Postseason

3.0	Kory Ealy, 2015
	Charles Johnson, 2015
	Kawann Short, 2015
2.0	Charles Johnson, 2014
	Jordan Carstene, 2005
1.5	Brentson Buckner, 2003
	Al Wallace, 2003

## Most Sacks, Game

3.0	Kory Ealy, vs Denver 2/7/16 (Super Bowl 50)
2.0	Charles Johnson, vs Arizona 1/3/15
1.5	Brentson Buckner, at Philadelphia 1/18/04

## BLOCKED KICKS

## Most Blocked Field Goals, Career

1	Shane Burton, 4 games
---	-----------------------

## Most Blocked Field Goals, Season

1	Shane Burton, 2003
---	--------------------

## Most Blocked Field Goals, Game

1	Shane Burton, vs New England 2/1/04 (Super Bowl XXXVIII)
---	--

# RECORDS: PLAYOFF TEAM

## ATTENDANCE

<b>Largest Home Attendance, Postseason Game</b>	
74,294	vs Arizona 1/24/16
74,287	vs Seattle 1/17/16
73,784	vs San Francisco 1/12/14
<b>Largest Road Attendance, Postseason Game</b>	
79,378	New York Giants 1/8/06
73,186	New Orleans Saints 1/7/18
71,525	vs New England 2/1/04 (Super Bowl XXXVIII) (Super Bowl XXXVIII, Houston, Texas)

## GAMES WON

<b>Most Wins, Postseason</b>	
3	2003
2	2015, 2005
1	2014, 1996

## SCORING

### POINTS

<b>Most Points, Postseason</b>	
103	2003 (4 games)
90	2015 (3 games)
66	2005 (3 games)
<b>Fewest Points, Postseason</b>	
10	2013 (1 game)
13	2008 (1 game)
26	2017 (1 game)
<b>Most Points, Game</b>	
49	vs Arizona 1/24/16
31	vs Seattle 1/17/16
29	at St. Louis 1/10/04
	vs Dallas 1/3/04
	vs New England 2/1/04 (Super Bowl XXXVIII)
	at Chicago 1/15/06
<b>Fewest Points, Game</b>	
10	vs Denver 2/7/16 (Super Bowl 50)
	vs San Francisco 1/12/14
13	vs Arizona 1/10/09
	at Green Bay 1/12/97
14	at Seattle 1/22/06
	at Philadelphia 1/18/04
<b>Most Points, Both Teams, Game</b>	
64	Carolina (49) vs Arizona (15) 1/24/16
61	Carolina (29) vs New England (32) 2/1/04 (Super Bowl XXXVIII)
57	Carolina (26) vs New Orleans (31) 1/7/18
<b>Fewest Points, Both Teams, Game</b>	
17	Carolina (14) at Philadelphia (3) 1/18/04
23	Carolina (23) at New York Giants (0) 1/8/06
33	Carolina (10) vs. San Francisco (23) 1/12/14
<b>Most Points Overcome to Win Game</b>	
6	at St. Louis 1/10/04 (down 0-6, won 29-23)
4	vs Arizona 1/3/15 (down 10-14, won 21-16)
3	vs Dallas 1/5/97 (down 0-3, won 26-17)
<b>Most Points, First Half</b>	
31	vs Seattle 1/17/16
24	vs Arizona 1/24/16
17	vs Dallas 1/5/97
<b>Most Points, Second Half</b>	
25	vs Arizona 1/24/16
19	vs New England 2/1/04 (Super Bowl XXXVIII)
17	at New Orleans 1/7/18
<b>Most Points, One Quarter</b>	
19	at New England 2/1/04 [4th] (Super Bowl XXXVIII)
17	vs Arizona 1/24/16 [1st]
	vs Seattle 1/17/16 [2nd]
15	vs Arizona 1/24/16 [4th]
<b>Most Points, First Quarter</b>	
17	vs Arizona 1/24/16
14	vs Seattle 1/17/16
10	vs Arizona 1/3/15
<b>Most Points, Second Quarter</b>	
17	vs Seattle 1/17/16
10	at Seattle 1/10/15
	vs San Francisco 1/12/14
	at New York Giants 1/8/06
	at New England 2/1/04 (Super Bowl XXXVIII)
	at St. Louis 1/10/04
	vs Dallas 1/3/04
	vs Dallas 1/5/97
<b>Most Points, Third Quarter</b>	
14	vs Arizona 1/3/15
10	vs Arizona 1/24/16
7	at Chicago 1/15/06
	at New York Giants 1/8/06
	at Philadelphia 1/18/04
	vs Dallas 1/3/04
<b>Most Points, Fourth Quarter</b>	
19	at New England 2/1/04 (Super Bowl XXXVIII)
15	vs Arizona 1/24/16
14	at New Orleans 1/7/18

<b>Most Points, Overtime</b>	
6	at St. Louis 1/10/04

### TOUCHDOWNS

<b>Most Touchdowns, Postseason</b>	
11	2015 (3 games)
	2003 (4 games)
7	2005 (3 games)
5	2014 (2 games)
<b>Fewest Touchdowns, Postseason</b>	
1	2013 (1 game)
2	2017 (1 game)
	2008 (1 game)
3	1996 (2 games)
<b>Most Touchdowns, Game</b>	
6	vs Arizona 1/24/16
4	vs Seattle 1/17/16
	vs New England 2/1/04 (Super Bowl XXXVIII)
3	vs Arizona 1/3/15
	at Chicago 1/15/06
	at St. Louis 1/10/04
<b>Most Touchdowns, Both Teams, Game</b>	
8	Carolina (6) vs Arizona (2) 1/24/16
	Carolina (4) vs New England (4) 2/1/04 (Super Bowl XXXVIII)
7	Carolina (4) vs Seattle (3) 1/17/16
6	Carolina (2) at New Orleans (4) 1/7/18
	Carolina (2) at Seattle (4) 1/10/15
	Carolina (2) at Seattle (4) 1/22/06
	Carolina (3) at Chicago (3) 1/15/06
<b>POINTS AFTER TOUCHDOWN</b>	
<b>Most Points After Touchdown, Postseason</b>	
10	2015 (3 games)
8	2003 (4 games)
6	2005 (3 games)
<b>Fewest Points After Touchdown, Postseason</b>	
1	2013 (1 game)
	2008 (1 game)
2	2017 (1 game)
3	1996 (2 games)
<b>Most Points After Touchdown, Game</b>	
5	vs Arizona 1/24/16
4	vs Seattle 1/17/16
3	vs Arizona 1/3/15
<b>Most Points After Touchdown, Both Teams, Game</b>	
7	Carolina (4) vs Seattle (3) 1/17/16
6	Carolina (2) at New Orleans (4) 1/7/18
	Carolina (5) vs Arizona (1) 1/24/16
	Carolina (2) at Seattle (4) 1/10/15
	Carolina (2) at Seattle (4) 1/22/06

### FIELD GOALS

<b>Most Field Goal Attempts, Postseason</b>	
11	2003 (4 games)
6	2005 (3 games)
	1996 (2 games)
5	2017 (1 game)
	2015 (3 games)
<b>Fewest Field Goal Attempts, Postseason</b>	
0	2008 (1 game)
1	2013 (1 game)
4	2014 (2 games)
<b>Most Field Goal Attempts, Game</b>	
5	at New Orleans 1/7/18
	at St. Louis 1/10/04
	vs Dallas 1/3/04
4	vs Dallas 1/5/97
3	vs Arizona 1/3/15
	at Chicago 1/15/06
	at New York Giants 1/8/06
<b>Most Field Goal Attempts, Both Teams, Game</b>	
11	Carolina (5) at St. Louis (6), 2 OT, 1/10/04
7	Carolina (4) vs Dallas (3) 1/5/97
6	Carolina (5) vs New Orleans (1) 1/7/18
	Carolina (5) vs Dallas (1) 1/3/04
	Carolina (2) at Green Bay (4) 1/12/97
<b>Most Field Goals, Postseason</b>	
9	2003 (4 games)
6	2005 (3 games)
	1996 (2 games)
4	2017 (1 game)
	2015 (3 games)
<b>Fewest Field Goals, Postseason</b>	
0	2008 (1 game)
1	2013 (1 game)
3	2014 (2 games)
<b>Most Field Goals, Game</b>	
5	vs Dallas 1/3/04
4	at New Orleans 1/7/18
	vs Dallas 1/5/97
3	at Chicago 1/15/06
	at New York Giants 1/8/06
	at St. Louis 1/10/04

# RECORDS: PLAYOFF TEAM

## Most Field Goals, Both Teams, Game

8	Carolina (3) at St. Louis (5) 1/10/04
7	Carolina (4) at Dallas (3) 1/5/97
6	Carolina (5) vs Dallas (1) 1/3/04

## FIRST DOWNS

### Most First Downs, Postseason

71	2003 (4 games)
61	2015 (3 games)
55	2005 (3 games)

### Fewest First Downs, Postseason

16	2008 (1 game)
18	2013 (1 game)
24	2017 (1 game)

### Most First Downs, Game

25	vs Arizona 1/3/15
24	at New Orleans 1/7/18 at St. Louis 1/10/04

### Fewest First Downs, Game

11	at Seattle 1/22/06
12	at Green Bay 1/12/97
14	at Philadelphia 1/18/04

### Most First Downs, Rushing, Postseason

27	2003 (4 games)
23	2015 (3 games)
21	2005 (3 games)

### Fewest First Downs, Rushing, Postseason

4	2008 (1 game)
5	2017 (1 game)
7	2013 (1 game)

### Most First Downs, Rushing, Game

13	at New York Giants 1/8/06
12	vs Arizona 1/3/15 at St. Louis 1/10/04

### Fewest First Downs, Rushing, Game

1	at Green Bay 1/12/97
2	at Seattle 1/22/06
3	vs New England 2/1/04 (Super Bowl XXXVIII)

### Most First Downs, Passing, Postseason

38	2003 (4 games)
33	2015 (3 games)
30	2005 (3 games)

### Fewest First Downs, Passing, Postseason

9	2013 (1 game)
11	2008 (1 game)
16	2017 (1 game)

### Most First Downs, Passing, Game

16	at New Orleans 1/7/18
14	at Seattle 1/10/15 at Chicago 1/15/06
12	vs Seattle 1/17/16 vs New England 2/1/04 (Super Bowl XXXVIII) at St. Louis 1/10/04

### Fewest First Downs, Passing, Game

5	at Philadelphia 1/18/04
7	at Seattle 1/22/06
9	vs Dallas 1/5/97 vs Arizona 1/3/15 vs San Francisco 1/12/14 at New York Giants 1/8/06 vs Dallas 1/3/04

### Most First Downs, Penalty, Postseason

6	2003 (4 games)
5	2015 (3 games)
4	2014 (2 games) 2005 (3 games)

### Fewest First Downs, Penalty, Postseason

1	2008 (1 game)
2	2013 (1 game)
3	2017 (1 game) 1996 (2 games)

### Most First Downs, Penalty, Game

4	vs Arizona 1/3/15
3	at New Orleans 1/7/18 vs Denver 2/7/16 (Super Bowl 50) vs Dallas 1/5/97
2	5x, most recently, vs Arizona 1/24/16

## PLAYS

### Most Plays, Postseason

242	2003 (4 games)
205	2015 (3 games)
185	2005 (3 games)

### Fewest Plays, Postseason

51	2008 (1 game)
54	2013 (1 game)
71	2017 (1 game)

### Most Plays, Game

75	vs Denver 2/7/16 (Super Bowl 50)
74	vs Arizona 1/3/15
71	at New Orleans 1/7/18 at New York Giants 1/8/06 at St. Louis 1/10/04

### Fewest Plays, Game

49	at Seattle 1/22/06
51	vs Arizona 1/10/09
53	vs New England 2/1/04 (Super Bowl XXXVIII) at Green Bay 1/12/97

### Most Plays, Drive

15	at New Orleans 1/7/18 (MFG) vs Seattle 1/17/16 (TD) at Seattle 1/10/15 (TD)
14	at New York Giants 1/8/06 (FG) at Seattle 1/10/15 (FG)
13	vs San Francisco 1/12/14 (Punt) vs San Francisco 1/12/14 (FG) at St. Louis 1/10/04 (FG)

## NET YARDS

### Most Net Yards, Postseason

1,508	2003 (4 games)
1,086	2015 (3 games)
981	2005 (3 games)

### Fewest Net Yards, Postseason

269	2008 (1 game)
325	2013 (1 game)
413	2013 (1 game)

### Most Net Yards, Game

485	at St. Louis 1/10/04
476	vs Arizona 1/24/16
434	at Chicago 1/15/06

### Fewest Net Yards, Game

212	at Seattle 1/22/06
227	vs Dallas 1/5/97
251	at Green Bay 1/12/97

### Most Net Yards, Drive

95	vs New England 2/1/04 (TD) [Super Bowl XXXVIII]
90	vs New England 2/1/04 (TD) [Super Bowl XXXVIII]
88	vs Arizona 1/24/16 (TD)

### Highest Average Gain, Postseason

6.23	2003 (242-1,508)
6.02	2013 (54-325)
5.82	2017 (71-413)

### Lowest Average Gain, Postseason

4.27	1996 (112-478)
5.27	2014 (142-748) 2008 (51-269)
5.30	2015 (205-1,086) 2005 (185-981)

## RUSHING

### RUSHING ATTEMPTS

### Most Rushing Attempts, Postseason

131	2003 (4 games)
105	2015 (3 games)
88	2005 (3 games)

### Fewest Rushing Attempts, Postseason

15	2008 (1 game)
24	2013 (1 game)
26	2017 (1 game)

### Most Rushing Attempts, Game

45	at New York Giants 1/8/06
41	vs Arizona 1/3/15 at St. Louis 1/10/04
40	at Philadelphia 1/18/04

### Fewest Rushing Attempts, Game

12	at Seattle 1/22/06
14	at Green Bay 1/12/97
15	vs Arizona 1/10/09

### Most Rushing Attempts, Both Teams, Game

66	Carolina (40) at Philadelphia (26) 1/18/04
64	Carolina (41) at St. Louis (23) 1/10/04
63	Carolina (12) at Seattle (51) 1/22/06

### Fewest Rushing Attempts, Both Teams, Game

51	Carolina (16) vs New England (35) 2/1/04 (SB XXXVIII)
52	Carolina (34) vs Dallas (18) 1/3/04
53	Carolina (37) vs Arizona (16) 1/24/16 Carolina (41) vs Seattle (12) 1/17/16

### RUSHING YARDS

### Most Rushing Yards, Postseason

570	2003 (4 games)
414	2015 (3 games)
382	2005 (3 games)

### Fewest Rushing Yards, Postseason

75	2008 (1 game)
93	2013 (1 game)
107	2017 (1 game)

# RECORDS: PLAYOFF TEAM

## Most Rushing Yards, Game

223	at New York Giants 1/8/06
216	at St. Louis 1/10/04
188	vs Arizona 1/3/15

## Fewest Rushing Yards, Game

36	at Seattle 1/22/06
45	at Green Bay 1/12/97
75	vs Arizona 1/10/09

## Most Rushing Yards, Both Teams, Game

292	Carolina [155] at Philadelphia [137] 1/18/04
280	Carolina [216] vs St. Louis [64] 1/10/04
264	Carolina [223] at New York Giants [41] 1/8/06

## Fewest Rushing Yards, Both Teams, Game

148	Carolina [107] at New Orleans [41] 1/7/18
179	Carolina [107] vs Dallas [72] 1/03/04
208	Carolina [118] vs Denver [90] 2/7/16 (Super Bowl 50)

## AVERAGE RUSHING GAIN

### Highest Average Gain, Rushing, Postseason

5.00	2008 (15-75)
4.51	2014 (71-320)
4.35	2003 (131-570)

### Lowest Average Gain, Rushing, Postseason

3.37	1996 (51-172)
3.88	2013 (24-93)
3.94	2015 (105-414)

### Highest Average Gain, Rushing, Game (min 15 att)

5.75	vs New England 2/1/04 (16-92) [Super Bowl XXXVIII]
5.27	at St. Louis 1/10/04 (41-216)
5.00	vs Arizona 1/10/09 (15-75)

### Lowest Average Gain, Rushing, Game (min 15 att)

3.15	vs Dallas 1/3/04 (34-107)
3.43	vs Dallas 1/5/97 (37-127)
3.51	vs Seattle 1/17/16 (41-144)

## RUSHING TOUCHDOWNS

### Most Rushing Touchdowns, Postseason

6	2015 (3 games)
4	2003 (4 games)
1	2014 (2 games)
	2008 (1 game)
	2005 (3 games)

### Fewest Rushing Touchdowns, Postseason

0	2017 (1 game)
	2013 (1 game)
	1996 (2 games)
1	2014 (2 games)
	2008 (1 game)
	2005 (3 games)

### Most Rushing Touchdowns, Game

3	vs Arizona 1/24/16
2	vs Seattle 1/17/16
1	vs Arizona 1/3/15
	vs Arizona 1/10/09
	at New York Giants 1/8/06
	vs New England 2/1/04 (Super Bowl XXXVIII)
	at Philadelphia 1/18/04
	at St. Louis 1/10/04
	vs Dallas 1/3/04

## PASSING

### PASSING ATTEMPTS

#### Most Pass Attempts, Postseason

103	2003 (4 games)
91	2015 (3 games)
90	2005 (3 games)

#### Fewest Pass Attempts, Postseason

25	2013 (1 game)
34	2008 (1 game)
41	2017 (1 game)

#### Most Pass Attempts, Game

41	at New Orleans 1/7/18
	vs Denver 2/7/16 (Super Bowl 50)
37	at Green Bay 1/12/197
36	at Seattle 1/10/15

#### Fewest Pass Attempts, Game

14	at Philadelphia 1/18/04
22	vs Seattle 1/17/16
	at New York Giants 1/8/06
	vs Dallas 1/5/97
25	vs San Francisco 1/12/14

#### Most Pass Attempts, Both Teams, Game

81	Carolina [33] vs New England [48] 2/1/04 (Super Bowl XXXVIII)
74	Carolina [41] at New Orleans [33] 1/7/18
73	Carolina [33] at Chicago [41] 1/15/06
73	Carolina [27] at St. Louis [46] 1/10/04

#### Fewest Pass Attempts, Both Teams, Game

40	Carolina [22] at New York Giants [18] 1/8/06
50	Carolina [14] at Philadelphia [36] 1/18/04
55	Carolina [25] vs San Francisco [30] 1/12/14

## COMPLETIONS

### Most Completions, Postseason

59	2003 (4 games)
54	2005 (3 games)
53	2015 (3 games)

### Fewest Completions, Postseason

16	2013 (1 game)
17	2008 (1 game)
24	2017 (1 game)

### Most Completions, Game

24	at New Orleans 1/7/18
	at Chicago 1/15/06
23	at Seattle 1/10/15
19	vs Arizona 1/24/16
	at Green Bay 1/12/97

### Fewest Completions, Game

9	at Philadelphia 1/18/04
12	vs Dallas 1/5/97
15	at Seattle 1/22/06
	at New York Giants 1/8/06

### Most Completions, Both Teams, Game

48	Carolina [16] vs New England [32] 2/1/04 (Super Bowl XXXVIII)
47	Carolina [24] at New Orleans [23] 1/7/18
	Carolina [16] vs Seattle [31] 1/17/16
43	Carolina [16] at St. Louis [27] 1/10/04

### Fewest Completions, Both Teams, Game

25	Carolina [15] at New York Giants [10] 1/8/06
26	Carolina [9] at Philadelphia [17] 1/18/04
30	Carolina [12] vs Dallas [18] 1/5/97

## NET YARDS PASSING

### Most Net Yards, Passing, Postseason

938	2003 (4 games)
672	2015 (3 games)
599	2005 (3 games)

### Fewest Net Yards, Passing, Postseason

194	2008 (1 game)
232	2013 (1 game)
306	2017 (1 game)
	1996 (2 games)

### Most Net Yards, Passing, Game

324	vs Arizona 1/24/16
311	at Chicago 1/15/06
306	at New Orleans 1/7/18

### Fewest Net Yards, Passing, Game

100	vs Dallas 1/5/97
101	at Philadelphia 1/18/04
112	at New York Giants 1/8/06

### Most Net Yards, Passing, Both Teams, Game

763	Carolina (476) vs Arizona (287) 1/24/16
698	Carolina (295) vs Seattle (403) 1/17/16
675	Carolina (306) at New Orleans (369) 1/7/18

### Fewest Net Yards, Passing, Both Teams, Game

203	Carolina (112) at New York Giants (91) 1/8/06
248	Carolina (100) vs Dallas (148) 1/5/97
249	Carolina (198) vs Arizona (151) 1/3/15

## TIMES SACKED

### Most Times Sacked, Postseason

9	2015 (3 games)
8	2003 (4 games)
7	2005 (3 games)

### Fewest Times Sacked, Postseason

2	2008 (1 game)
	1996 (2 games)
3	2014 (2 games)
4	2017 (1 game)

### Most Times Sacked, Game

7	vs Denver 2/7/16 (Super Bowl 50)
5	vs San Francisco 1/12/14
4	at New Orleans 1/7/18
	at New York Giants 1/8/06
	vs New England 2/1/04 (Super Bowl XXXVIII)

## COMPLETION PERCENTAGE

### Highest Completion Percentage, Postseason

64.00	2013 (25-16) [1 game]
60.29	2014 (68-41) [2 games]
50.00	2017 (40-24) [1 game]
	2005 (90-54) [3 games]

### Lowest Completion Percentage, Postseason

50.00	2008 (34-17) [1 game]
52.54	1996 (59-31) [2 games]
57.28	2003 (103-59) [4 games]

## TOUCHDOWN PASSES

### Most Touchdown Passes, Postseason

6	2003 (4 games)
5	2005 (3 games)
4	2014 (2 games)



# RECORDS: PLAYOFF TEAM

## Fewest Touchdown Passes, Postseason

1	2013 (1 game)
2	2008 (1 game)
2	2017 (1 game)
3	2015 (3 games)
	1996 (2 games)

## Most Touchdown Passes, Game

3	at Chicago 1/15/06
	vs New England 2/1/04 (Super Bowl XXXVIII)
2	5x, most recently, at New Orleans 1/7/18
1	9x, most recently, vs Seattle 1/17/16

## Most Touchdown Passes, Both Teams, Game

6	Carolina (3) vs New England (3) 2/1/04 (Super Bowl XXXVIII)
4	Carolina (2) at Seattle (3) 1/10/15
5	Carolina (2) at New Orleans (2) 1/7/18
4	Carolina (1) vs Seattle (3) 1/17/16
	Carolina (3) at Chicago (1) 1/15/06

## PASSES HAD INTERCEPTED

### Most Passes Had Intercepted, Postseason

5	2008 (1 game)
4	2005 (3 games)
3	2014 (2 games)
	1996 (2 games)

### Fewest Passes Had Intercepted, Postseason

0	2017 (1 game)
1	2003 (4 games)
2	2015 (3 games)
	2013 (2 games)

### Most Passes Had Intercepted, Game

5	vs Arizona 1/10/09
3	at Seattle 1/22/06
2	at Seattle 1/10/15
	vs San Francisco 1/12/14
	at Green Bay 1/12/97

### Most Passes Had Intercepted, Both Teams, Game

6	Carolina (5) vs Arizona (1) 1/10/09
5	Carolina (1) vs Arizona (4) 1/24/16
4	Carolina (1) vs Dallas (3) 1/5/97
	Carolina (0) at Philadelphia (4) 1/18/04
	Carolina (1) at St. Louis (3) 1/10/04

## PUNTING

### Most Punts, Postseason

22	2003 (4 games)
16	2005 (3 games)
15	2015 (3 games)

### Fewest Punts, Season

2	2013 (1 game)
4	2008 (1 game)
6	1996 (2 games)

### Most Punts, Game

8	at Philadelphia 1/18/04
7	vs Denver 2/7/16 (Super Bowl 50)
	at Seattle 1/22/06
	vs New England 2/1/04 (Super Bowl XXXVIII)
5	4x, most recently, vs Seattle 1/17/16

### Fewest Punts, Game

1	vs Dallas 1/5/97
2	vs San Francisco 1/12/14
	at St. Louis 1/10/04
3	at New Orleans 1/7/18
	vs Arizona 1/24/16

## PUNTING YARDS

### Most Punting Yards, Postseason

931	2003
622	2015
600	2005

### Fewest Punting Yards, Postseason

84	2013
192	2008
219	1996

### Most Punting Yards, Game

315	vs Denver 2/7/16 (Super Bowl 50)
310	vs New England 2/1/04 (Super Bowl XXXVIII)
306	at Philadelphia 1/18/04

### Fewest Punting Yards, Game

39	vs Dallas 1/5/97
73	at St. Louis 1/10/04
84	vs San Francisco 1/12/14

## AVERAGE GROSS PUNTING YARDAGE

### Highest Punting Average, Postseason

48.33	2017 (3-145)
48.00	2008 (4-192)
42.32	2003 (22-931)

### Lowest Punting Average, Postseason

36.50	1996 (6-219)
37.50	2005 (16-600)
38.25	2014 (8-306)

## INSIDE THE ED

### Most Punts Inside the Opponents 20 Yard Line, Postseason

7	2005 (3 games)
6	2003 (4 games)
4	2014 (2 games)

### Fewest Punts Inside the Opponents 20 Yard Line, Postseason

0	2008 (1 game)
1	2017 (1 game)
	2013 (1 game)
2	1996 (2 games)

### Most Punts Inside the Opponents 20 Yard Line, Game

3	vs Arizona 1/3/15
	at Chicago 1/15/06
	at Philadelphia 1/18/04
2	vs Seattle 1/17/16
	at Seattle 1/22/06
	at New York Giants 1/8/06
	at St. Louis 1/10/04
1	5x, most recently, vs Denver 2/7/16 (Super Bowl 50)

## PUNT RETURNS

### Most Punt Returns, Postseason

6	2015 (3 games)
4	2003 (4 games)
3	2005 (3 games)
	1996 (2 games)

### Fewest Punt Returns, Postseason

1	2014 (2 games)
	2008 (1 game)
2	2017 (1 game)
	2013 (1 game)
3	2005 (3 games)
	1996 (2 games)

### Most Punt Returns, Game

3	vs Denver 2/7/16 (Super Bowl 50)
	vs Dallas 1/3/04
2	at New Orleans 1/7/18
	vs Arizona 1/24/16
	vs San Francisco 1/12/14
	at Chicago 1/15/06
	vs Dallas 1/5/97

### Fewest Punt Returns, Game

0	4x, most recently, at Seattle 1/10/15
1	5x, most recently, vs Seattle 1/17/16

## FAIR CATCHES

### Most Fair Catches, Postseason

9	2014 (2 games)
5	2015 (3 games)
4	2003 (4 games)

### Fewest Fair Catches, Postseason

0	2013 (1 game)
	2005 (3 games)
1	1996 (2 games)

### Most Fair Catches, Game

5	vs Arizona 1/3/15
4	at Seattle 1/10/15
2	vs Denver 2/7/16 (Super Bowl 50)
	vs Arizona 1/24/16
	vs Arizona 1/10/09

## PUNT RETURN YARDS

### Most Punt Return Yards, Postseason

58	2005 (3 games)
40	2015 (3 games)
27	2013 (1 game)

### Fewest Punt Return Yards, Postseason

0	2014 (2 games)
9	2008 (1 game)
11	2017 (1 game)

### Most Punt Return Yards, Game

59	at Seattle 1/22/06
38	vs Arizona 1/24/16
27	vs San Francisco 1/12/14

### Fewest Punt Return Yards, Game

-1	at Chicago 1/15/06
0	6x, most recently, vs Seattle 1/7/16
2	vs New England 2/1/04 (Super Bowl XXXVIII)

## PUNT RETURN AVERAGE

### Highest Punt Return Average, Postseason

19.33	2005 (3-58)
13.50	2013 (2-27)
9.00	2008 (1-9)

### Lowest Punt Return Average, Postseason

0.00	2014 (1-0)
3.75	2003 (4-15)
5.50	2017 (2-11)

## TOUCHDOWNS RETURNING PUNTS

### Most Touchdowns, Punt Returns, Postseason

1	2005 (3 games)
---	----------------

### Most Touchdowns, Punt Returns, Game

1	at Seattle 1/22/06
---	--------------------

# RECORDS: PLAYOFF TEAM

## KICKOFF RETURNS

### Most Kickoff Returns, Postseason

17	2003 (4 games)
12	2005 (3 games)
	1996 (2 games)
7	2008 (1 game)

### Fewest Kickoff Returns, Postseason

0	2017 (1 game)
4	2014 (2 games)
	2013 (1 game)
7	2015 (3 games)
	2008 (1 game)

### Most Kickoff Returns, Game

7	vs Arizona 1/10/09
	at Seattle 1/22/06
	at Green Bay 1/12/97
6	vs New England 2/1/04 (Super Bowl XXXVIII)
	at St. Louis 1/10/04
5	vs Dallas 1/5/97

### Fewest Kickoff Returns, Game

0	at New Orleans 1/7/18
1	vs Arizona 1/24/16
	vs Arizona 1/3/15
	at New York Giants 1/8/06
2	vs Denver 2/7/16 (Super Bowl 50)
	at Philadelphia 1/18/04

## KICKOFF RETURN YARDS

### Most Kickoff Return Yards, Postseason

374	2003 (4 games)
260	2005 (3 games)
241	1996 (2 games)

### Fewest Kickoff Return Yards, Postseason

0	2017 (1 game)
78	2017 (1 game)
86	2014 (2 games)

### Most Kickoff Return Yards, Game

155	vs Arizona 1/10/09
	vs Dallas 1/5/97
143	at Seattle 1/22/06
142	at St. Louis 1/10/04

### Fewest Kickoff Return Yards, Game

0	at New Orleans 1/7/18
17	at New York Giants 1/8/06
19	vs Arizona 1/24/16
20	vs Arizona 1/3/15

## KICKOFF RETURN AVERAGE

### Highest Kickoff Return Average, Postseason

22.14	2008 (7-155)
22.00	2003 (17-374)
21.67	2005 (12-260)

### Lowest Kickoff Return Average, Postseason

0.00	2017 (0-0)
17.14	2015 (7-120)
19.50	2013 (4-78)

## FUMBLES

### Most Fumbles, Postseason

6	2015 (3 games)
	2014 (2 games)
5	2005 (3 games)
4	2003 (4 games)
	1996 (2 games)

### Fewest Fumbles, Postseason

0	2013 (1 game)
1	2017 (1 game)
	2008 (1 game)
4	2003 (4 games)
	1996 (2 games)

### Most Fumbles, Game

4	vs Denver 2/7/16 (Super Bowl 50)
3	at Seattle 1/10/15
	vs Arizona 1/3/15
	at Chicago 1/15/06
2	vs Seattle 1/17/16
	vs Dallas 1/5/97
	at Green Bay 1/12/97

### Fewest Fumbles, Game

0	vs Arizona 1/24/16
	vs San Francisco 1/12/14

## FUMBLES LOST

### Most Fumbles Lost, Postseason

3	2015 (3 games)
	2014 (2 games)
2	1996 (2 games)
1	2008 (1 game)
	2005 (3 games)
	2003 (4 games)

### Fewest Fumbles Lost, Postseason

0	2017 (1 game)
	2013 (1 game)
1	2008 (1 game)
	2005 (3 games)
	2003 (4 games)

### Most Fumbles Lost, Game

3	vs Denver 2/7/16 (Super Bowl 50)
2	vs Arizona 1/3/15
1	at Seattle 1/10/15
	vs Arizona 1/10/09
	at Seattle 1/22/06
	vs New England 2/1/04 (Super Bowl XXXVIII)
	at Green Bay 1/12/97
	vs Dallas 1/5/97

## FUMBLES RECOVERED

### Most Fumbles Recovered, Own and Opponents, Postseason

7	2015 (3 own, 4 opp)
6	2005 (4 own, 2 opp)
4	2003 (3 own, 1 opp)

### Fewest Fumbles Recovered, Own and Opponents, Postseason

0	2017 (0 own, 0 opp)
	2013 (0 own, 0 opp)
	2008 (0 own, 0 opp)
2	2014 (1 own, 1 opp)
3	1996 (2 own, 1 opp)

### Most Fumbles Recovered, Own and Opponents, Game

3	vs Arizona 1/24/16 (0 own, 3 opp)
	at Chicago 1/15/06 (3 own, 0 opp)
	at New York Giants 1/8/06 (1 own, 2 opp)
2	vs Seattle 1/17/16 (2 own, 0 opp)
	vs Arizona 1/3/15 (3 own, 1 opp)
	vs Dallas 1/2/04 (1 own, 1 opp)
	at Green Bay 1/12/97 (1 own, 1 opp)
1	at Philadelphia 1/18/04 (1 own)
	at St. Louis 1/10/04 (1 own)
	vs Dallas 1/5/97 (1 own)

### Most Own Fumbles Recovered, Postseason

4	2005 (3 games)
3	2015 (3 games)
	2003 (4 games)
2	1996 (2 games)

### Fewest Own Fumbles Recovered, Postseason

0	2017 (1 game)
	2013 (1 game)
	2008 (1 game)
1	2014 (2 games)
2	1996 (2 games)

### Most Opponents Fumbles Recovered, Postseason

4	2015 (3 games)
2	2005 (3 games)
1	2014 (2 games)
	2003 (4 games)
	1996 (2 games)

### Fewest Opponents Fumbles Recovered, Postseason

0	2017 (1 game)
	2013 (1 game)
	2008 (1 game)
1	2014 (2 games)
	2003 (4 games)
	1996 (2 games)

### Most Own Fumbles Recovered, Game

3	at Chicago 1/15/06
2	vs Seattle 1/17/16
	at Seattle 1/10/15
1	9x, last vs Denver 2/7/16 (Super Bowl 50)

### Most Opponents Fumbles Recovered, Game

3	vs Arizona 1/24/16
2	at New York Giants 1/8/06
1	vs Denver 2/7/16 (Super Bowl 50)
	vs Arizona 1/3/15
	vs Dallas 1/3/04
	at Green Bay 1/12/97

## TOUCHDOWNS

### Most Touchdowns, Fumbles Recovered, Own and Opponents, Postseason

1	2003 (1 own)
---	--------------

### Most Touchdowns, Fumbles Recovered, Own and Opponents, Game

1	at St. Louis 1/10/04 (1 own)
---	------------------------------

## TURNOVERS

(NUMBER OF TIMES LOSING THE BALL ON INTERCEPTIONS AND FUMBLES)

### Most Turnovers, Postseason

6	2014 (3 ints, 3 fums)
	2008 (5 ints, 1 fum)
5	2015 (2 ints, 3 fums)
	2005 (4 ints, 1 fum)
	1996 (3 ints, 2 fums)
2	2013 (2 ints)
	2003 (1 int, 1 fum)

# RECORDS: PLAYOFF TEAM

## Fewest Turnovers, Postseason

0	2017 (0 ints, 0 fum)
2	2013 (2 ints)
	2003 (1 int, 1 fum)

## Most Turnovers, Game

6	vs Arizona 1/10/09 (5 ints, 1 fum)
4	vs Denver 2/7/16 (1 int, 3 fum) [Super Bowl 50] at Seattle 1/22/06 (3 ints, 1 fum) at Seattle 1/10/15 (2 ints, 1 fum) vs Arizona 1/3/15 (1 int, 2 fum) at Green Bay 1/12/97 (2 ints, 1 fum)

## Most Turnovers, Both Teams, Game

8	Carolina (1) vs Arizona (7) 1/24/16
7	Carolina (6) vs Arizona (1) 1/10/09
6	Carolina (3) vs Arizona (3) 1/3/15
5	Carolina (4) vs Denver (1) 2/7/16 (Super Bowl 50) Carolina (0) at New York Giants (5) 1/08/06 Carolina (3) at Green Bay (2) 1/12/97 Carolina (2) vs Dallas (3) 1/05/97

## Fewest Turnovers, Both Teams, Game

0	Carolina (0) at New Orleans (0) 1/7/18
2	Carolina (0) vs Seattle (2) 1/17/16 Carolina (2) vs San Francisco (0) 1/12/14 Carolina (1) vs New England (1) 2/01/04 (Super Bowl XXXVIII) Carolina (1) at Chicago (1) 1/15/06 Carolina (0) vs Dallas (2) 1/03/04

## PENALTIES

### Fewest Penalties, Postseason

2	2017 (1 game)
6	2008 (1 game)
8	2013 (1 game)

### Most Penalties, Postseason

30	2003 (4 games)
21	2005 (3 games)
20	2015 (3 games)

### Fewest Penalties, Game

0	vs Dallas 1/3/04
2	at New Orleans 1/7/18
3	vs Seattle 1/17/16

### Most Penalties, Game

13	at St. Louis 1/10/04
12	vs Denver 2/7/16 (Super Bowl 50) vs New England 2/1/04 (Super Bowl XXXVIII)
9	at Chicago 1/15/06

### Fewest Penalties, Both Teams, Game

2	Carolina (0) vs Dallas (2) 1/3/04
6	Carolina (3) vs Seattle (3) 1/17/16
9	Carolina (2) at New Orleans (7) 1/7/18 Carolina (5) at Philadelphia (4) 1/18/04 Carolina (7) at New York Giants (2) 1/8/06 Carolina (4) at Green Bay (5) 1/12/97

### Most Penalties, Both Teams, Game

20	Carolina (12) vs New England (8) 2/1/04 (Super Bowl XXXVIII)
18	Carolina (12) vs Denver (6) 2/7/16 (Super Bowl 50) Carolina (13) at St. Louis (5) 1/10/04
15	Carolina (8) vs Arizona (7) 1/3/15

## YARDS PENALIZED

### Fewest Yards Penalized, Postseason

18	2017 (1 game)
40	2008 (1 game)
63	1996 (2 games)

### Most Yards Penalized, Postseason

200	2003 (4 games)
172	2015 (3 games)
159	2005 (3 games)

### Fewest Yards Penalized, Game

0	vs Dallas 1/3/04
18	at New Orleans 1/7/18
25	vs Seattle 1/17/16 at Green Bay 1/12/97

### Most Yards Penalized, Game

102	vs Denver 2/7/16 (Super Bowl 50)
92	at St. Louis 1/10/04
80	vs Arizona 1/3/15

### Fewest Yards Penalized, Both Teams, Game

11	Carolina (0) vs Dallas (11) 1/3/04
45	Carolina (25) vs Seattle (20) 1/17/16
67	Carolina (52) at New York Giants (15) 1/8/06

### Most Yards Penalized, Both Teams, Game

153	Carolina (102) vs Denver (51) 2/7/16 (Super Bowl 50)
133	Carolina (73) vs New England (60) 2/1/04 (Super Bowl XXXVIII)
125	Carolina (92) at St. Louis (33) 1/10/04

## TIME OF POSSESSION

### Highest Average Time of Possession, Postseason

35:35	2014 (2 games)
35:01	2015 (3 games)
33:49	2017 (1 game)

### Lowest Average Time of Possession, Postseason

20:11	2008 (1 game)
25:40	1996 (2 games)
29:48	2003 (4 games)

### Highest Time of Possession, Game

42:45	at New York Giants 1/8/06
41:06	at St. Louis 1/10/04 (2 OT)
37:06	vs Arizona 1/3/15

### Lowest Time of Possession, Game

18:09	at Seattle 1/22/06
20:11	vs Arizona 1/10/09
21:02	vs New England 2/1/04 (Super Bowl XXXVIII)

### Highest Time of Possession, Drive

8:59	vs San Francisco 1/12/14 (13-73-FG)
8:55	at New York Giants 1/8/06 (14-55-FG)
8:44	vs Seattle 1/17/16 (15-91-TO)

### Highest Time of Possession, Scoring Drive

8:59	vs San Francisco 1/12/14 (13-73-FG)
8:55	at New York Giants 1/8/06 (14-55-FG)
8:44	vs Seattle 1/17/16 (15-91-TO)

### Lowest Time of Possession, Scoring Touchdown

0:06	at New York Giants 1/8/06 (1-12)
0:07	vs San Francisco 01/12/14 (1-31)
0:14	vs Arizona 1/3/15 (1-39)

# RECORDS: PLAYOFF DEFENSE

## SCORING

<b>Fewest Points Allowed, Postseason</b>	
23	2013 (1 game)
31	2017 (1 game)
33	2008 (1 game)
<b>Most Points Allowed, Postseason</b>	
68	2003 (4 games)
63	2015 (3 games)
55	2005 (3 games)
<b>Fewest Points Allowed, Game</b>	
0	at New York Giants 1/8/06
3	at Philadelphia 1/18/04
10	vs Dallas 1/3/04
<b>Most Points Allowed, Game</b>	
34	at Seattle 1/22/06
33	vs Arizona 1/10/09
32	vs New England 2/1/04 (Super Bowl XXXVIII)
<b>Fewest Touchdowns Allowed, Postseason</b>	
2	2013 (1 game)
3	2008 (1 game)
<b>Most Touchdowns Allowed, Postseason</b>	
7	2015 (3 games)
	2005 (3 games)
6	2014 (2 games)
	2003 (4 games)
4	2017 (1 game)
	1996 (2 games)
<b>Fewest Touchdowns Allowed, Game</b>	
0	at New York Giants 1/8/06
	at Philadelphia 1/18/04
1	at St. Louis 1/10/04
	vs Dallas 1/3/04
	vs Dallas 1/5/97
2	4x, most recently, vs Denver 2/7/16 (Super Bowl 50)
<b>Most Touchdowns Allowed, Game</b>	
4	at New Orleans 1/7/18
	at Seattle 1/10/15
	at Seattle 1/22/06
	vs New England 2/1/04 (Super Bowl XXXVIII)
3	4x, most recently, vs Seattle 1/17/16
2	4x, most recently, vs Denver 2/7/16 (Super Bowl 50)

## FIRST DOWNS

<b>Fewest First Downs Allowed, Postseason</b>	
21	2017 (1 game)
	2008 (1 game)
	2013 (1 game)
24	2014 (2 games)
43	1996 (2 games)
<b>Most First Downs Allowed, Postseason</b>	
80	2003 (4 games)
59	2005 (3 games)
55	2015 (3 games)
<b>Fewest First Downs Allowed, Game</b>	
8	vs Arizona 1/3/15
9	at New York Giants 1/8/06
10	vs Dallas 1/3/04
<b>Most First Downs Allowed, Game</b>	
29	vs New England 2/1/04 (Super Bowl XXXVIII)
27	at Seattle 1/22/06
23	vs Seattle 1/17/16
	at Chicago 1/15/06
	at St. Louis 1/10/04
<b>Fewest First Downs Allowed, Rushing, Postseason</b>	
3	2017 (1 game)
5	2013 (1 game)
7	2014 (2 games)
<b>Most First Downs Allowed, Rushing, Postseason</b>	
22	2003 (4 games)
20	2005 (3 games)
15	1996 (2 games)
<b>Fewest First Downs Allowed, Rushing, Game</b>	
1	at New York Giants 1/8/06
2	vs Arizona 1/3/15
3	at New Orleans 1/7/18
	vs Dallas 1/3/04
<b>Most First Downs Allowed, Rushing, Game</b>	
13	at Seattle 1/22/06
10	at Green Bay 1/12/97
8	vs Arizona 1/10/09
	at Philadelphia 1/18/04
<b>Fewest First Downs Allowed, Passing, Postseason</b>	
10	2008 (1 game)
11	2013 (1 game)
15	2014 (2 games)
<b>Most First Downs Allowed, Passing, Postseason</b>	
50	2003 (4 games)
37	2015 (3 games)
28	2005 (3 games)

<b>Fewest First Downs Allowed, Passing, Game</b>	
5	vs Denver 2/7/16 (Super Bowl 50)
	vs Arizona 1/3/15
6	at New York Giants 1/8/06
7	at Philadelphia 1/18/04
	vs Dallas 1/3/04
<b>Most First Downs Allowed, Passing, Game</b>	
19	vs New England 2/1/04 (Super Bowl XXXVIII)
18	vs Seattle 1/17/16
17	at New Orleans 1/7/18
	at St. Louis 1/10/04
<b>Fewest First Downs Allowed, Penalty, Postseason</b>	
1	2017 (1 game)
2	2014 (2 games)
3	2008 (1 game)
<b>Most First Downs Allowed, Penalty, Postseason</b>	
11	2005 (3 games)
8	2003 (4 games)
5	2013 (1 game)
<b>Most First Downs Allowed, Penalty, Game</b>	
6	at Chicago 1/15/06
5	vs San Francisco 1/12/14
4	vs Dallas 1/5/97

## OFFENSIVE PLAYS

<b>Fewest Plays Allowed, Postseason</b>	
56	2017 (1 game)
65	2013 (1 game)
76	2008 (1 game)
<b>Most Plays Allowed, Postseason</b>	
278	2003 (4 games)
185	2005 (3 games)
181	2015 (3 games)
<b>Fewest Plays Allowed, Game</b>	
35	at New York Giants 1/8/06
47	vs Arizona 1/3/15
52	at Seattle 1/10/15
<b>Most Plays Allowed, Game</b>	
83	at New England 2/1/04 (Super Bowl XXXVIII)
81	at Seattle 1/22/06
76	vs Arizona 1/10/09
<b>Fewest Rushing Plays Allowed, Postseason</b>	
22	2017 (1 game)
34	2013 (1 game)
43	2014 (2 games)
	2008 (1 game)
<b>Most Rushing Plays Allowed, Postseason</b>	
102	2003 (4 games)
91	2005 (3 games)
69	1996 (2 games)
<b>Fewest Rushing Plays Allowed, Game</b>	
12	vs Seattle 1/17/16
13	at New York Giants 1/8/06
15	vs Arizona 1/3/15
<b>Most Rushing Plays Allowed, Game</b>	
51	at Seattle 1/22/06
45	at Green Bay 1/12/97
43	vs Arizona 1/10/09
<b>Fewest Passing Attempts Allowed, Postseason</b>	
30	2013 (1 game)
32	2008 (1 game)
33	2017 (1 game)
<b>Most Passing Attempts Allowed, Postseason</b>	
166	2003 (4 games)
112	2015 (3 games)
87	2005 (3 games)
<b>Fewest Passing Attempts Allowed, Game</b>	
18	at New York Giants 1/8/06
22	at Seattle 1/10/15
23	vs Denver 2/7/16 (Super Bowl 50)
<b>Most Passing Attempts Allowed, Game</b>	
48	vs Seattle 1/17/16
	at New England 2/1/04 (Super Bowl XXXVIII)
46	at St. Louis 1/10/04 (OT)
41	vs Arizona 1/24/16
	at Chicago 1/15/06
<b>Most Plays Allowed, Drive</b>	
15	at St. Louis 1/10/04 (TD)
	at Green Bay 1/12/97 (TD)
14	3x, most recently, at New England 2/1/04 (MFG) (Super Bowl XXXVIII)
13	3x, most recently, vs San Francisco 1/12/14 (FG)

## NET YARDS ALLOWED

<b>Fewest Net Yards Allowed, Postseason</b>	
315	2013 (1 game)
360	2008 (1 game)
410	2017 (1 game)
<b>Most Net Yards Allowed, Postseason</b>	
1,354	2003 (4 games)
884	2015 (3 games)
807	2005 (3 games)

# RECORDS: PLAYOFF DEFENSE

## Fewest Net Yards Allowed, Game

78	vs Arizona 1/3/15
132	at New York Giants 1/8/06
194	vs Denver 2/7/16 (Super Bowl 50)

## Most Net Yards Allowed, Game

481	at New England 2/1/04 (Super Bowl XXXVIII)
479	at Green Bay 1/12/97
410	at New Orleans 1/7/18

## Most Net Yards Allowed, Drive

81	at Philadelphia 1/18/04 (INT) at St. Louis 1/10/04 (FG)
80	at New Orleans 1/7/18 (TD) vs Arizona 1/24/16 (TD)
79	vs San Francisco 1/12/14 (TD) vs Arizona 1/24/16 (TD)

## RUSHING

### Fewest Rushing Yards Allowed, Postseason

41	2017 (1 game)
126	2013 (1 game)
127	2014 (2 games)

### Most Rushing Yards Allowed, Postseason

400	2003 (4 games)
328	2005 (3 games)
297	1996 (2 games)

### Fewest Rushing Yards Allowed, Game

27	vs Arizona 1/3/15
41	at New Orleans 1/7/18 at New York Giants 1/8/06
60	vs Arizona 1/24/16

### Most Rushing Yards Allowed, Game

201	at Green Bay 1/12/97
190	at Seattle 1/22/06
145	vs Arizona 1/10/09

### Lowest Average Rushing Gain Allowed, Postseason

1.86	2017 (22-41, 1 game)
2.95	2014 (43-127, 2 games)
3.37	2008 (43-145, 1 game)

### Highest Average Rushing Gain Allowed, Postseason

4.30	1996 (69-297, 2 games)
4.07	2015 (91-328, 3 games)
3.92	2003 (102-400, 4 games)

### Lowest Average Rushing Gain Allowed, Game (min 15 att)

1.80	vs Arizona 1/3/15 (15-27)
1.86	at New Orleans 1/7/18 (22-41)
2.78	at St. Louis 1/10/04 (23-64) (OT)

### Highest Average Rushing Gain Allowed, Game (min 15 att)

5.27	at Philadelphia 1/18/04 (26-137)
4.47	at Green Bay 1/12/97 (45-201)
4.00	Dallas 1/3/04 (18-72)
4.00	Dallas 1/5/97 (24-96)

### Fewest Rushing Touchdowns Allowed, Postseason

1	2014 (2 games) 2013 (1 game) 2008 (1 game) 1996 (2 games)
2	2017 (1 game) 2015 (3 games)
3	2003 (4 games)

### Most Rushing Touchdowns Allowed, Postseason

4	2005 (3 games)
3	2003 (4 games)
2	2017 (1 game) 2015 (3 games)

### Most Rushing Touchdowns Allowed, Game

2	at New Orleans 1/7/18 at Seattle 1/22/06 at Chicago 1/15/06
1	5x, most recently, vs Denver 2/7/16 (Super Bowl 50)
0	5x, most recently, vs Seattle 1/17/16

## PASSING

### Fewest Net Passing Yards Allowed, Postseason

189	2013 (1 game)
215	2008 (1 game)
299	2014 (2 games)

### Most Net Passing Yards Allowed, Postseason

954	2003 (4 games)
656	2015 (3 games)
479	2005 (3 games)

### Fewest Net Passing Yards Allowed, Game

51	vs Arizona 1/3/15
91	at New York Giants 1/8/06
104	vs Denver 2/7/16 (Super Bowl 50)

### Most Net Passing Yards Allowed, Game

369	at New Orleans 1/7/18
354	at New England 2/1/04 (Super Bowl XXXVIII)
325	vs Seattle 1/17/16

### Fewest Touchdown Passes Allowed, Postseason

1	2013 (1 game)
2	2017 (1 game)

2008 (1 game)

### Most Touchdowns Passes Allowed, Postseason

4	2015 (3 games) 2014 (2 games)
3	2005 (3 games) 2003 (4 games) 1996 (2 games)

### Most Touchdown Passes, Allowed, Game

3	vs Seattle 1/17/16 at Seattle 1/10/15 at New England 2/1/04 (Super Bowl XXXVIII)
2	at New Orleans 1/7/18 vs Arizona 1/10/09 at Seattle 1/22/06 at Green Bay 1/12/97
1	5 times, most recently, vs Arizona 1/24/16

## SACKS

### Most Sacks, Postseason

13	2015 (3 games)
10	2003 (4 games)
7	2005 (3 games)

### Fewest Sacks, Postseason

1	2017 (1 game) 2013 (1 game) 2008 (1 game)
3	1996 (2 games)
6	2014 (2 games)

### Most Sacks, Game

5	vs Denver 2/7/16 (Super Bowl 50) vs Seattle 1/17/16 at Philadelphia 1/18/04
4	vs Arizona 1/3/15 at New York Giants 1/8/06
3	vs Arizona 1/24/16 at Dallas 1/3/04

### Most Opponent Yards Lost Attempting to Pass, Postseason

86	2015 (3 games)
74	2003 (4 games)
51	2014 (2 games)

### Fewest Opponent Yards Lost Attempting to Pass, Postseason

5	2008 (1 game)
7	2013 (1 game) 2017 (1 game)

### Most Opponent Yards Lost Attempting to Pass, Game

41	vs Seattle 1/17/16
37	vs Denver 2/7/16 (Super Bowl 50)
36	at Philadelphia 1/18/04

## INTERCEPTIONS

### Most Passes Intercepted, Postseason

9	2003 (4 games)
7	2015 (3 games)
4	2005 (3 games) 1996 (2 games)

### Fewest Passes Intercepted, Postseason

0	2017 (1 game) 2013 (1 game)
1	2008 (1 game)
2	2014 (2 games)

### Most Passes Intercepted, Game

4	vs Arizona 1/24/16 at Philadelphia 1/18/04 at New York Giants 1/8/06 at St. Louis 1/10/04 (OT)
3	at Dallas 1/5/97 vs Seattle 1/17/16 vs Arizona 1/3/15

### Most Consecutive Games With an Interception

8	1996-2005
4	2015-17

### Most Interception Return Yards, Postseason

132	1996 (2 games)
74	2003 (4 games)
60	2015 (3 games)

### Fewest Interception Return Yards, Postseason

0	2013 (1 game) 2017 (1 game)
4	2008 (1 game)

### Most Interception Return Yards, Game

122	at Dallas 1/5/97
34	at Dallas 1/3/04
27	vs Arizona 1/24/16

### Most Interceptions Returned for Touchdowns, Postseason

2	2015 (3 games)
1	vs Arizona 1/24/16

### Most Interceptions Returned for Touchdowns, Game

1	vs Arizona 1/24/16
---	--------------------

# RECORDS: PLAYOFF DEFENSE

vs Seattle 1/17/16

## Most Interceptions Returned for Touchdowns, Both Teams, Game

1	Carolina (1) vs Arizona (0) 1/24/16
	Carolina (1) vs Seattle (0) 1/17/16
	Carolina (0) at Seattle (1) 1/10/15

## PUNTING

### Fewest Opponent Punts, Postseason

2	2013 (1 game)
4	2017 (1 game)
	2008 (1 game)
5	1996 (2 games)

### Most Opponent Punts, Postseason

17	2003 (4 games)
16	2005 (3 games)
15	2015 (3 games)
	2014 (2 games)

### Fewest Opponent Punts, Game

1	at St. Louis 1/10/05 (OT)
2	vs San Francisco 1/12/14
	at Green Bay 1/12/97
3	vs Seattle 1/17/16
	at Dallas 1/5/97

### Most Opponent Punts, Game

9	vs Arizona 1/3/15
8	vs Denver 2/7/16 (Super Bowl 50)
7	at Chicago 1/15/06
	at Dallas 1/3/04

### Highest Opponent Punting Average, Postseason

47.50	2013 (1 game, 2-95)
45.75	2017 (1 game, 4-183)
45.00	1996 (2 games, 5-225)

### Lowest Opponent Punting Average, Postseason

35.92	2014 (2 games, 13-467)
36.35	2003 (4 games, 17-618)
37.19	2005 (3 games, 16-595)

### Highest Opponent Punting Average, Game (min 3 punts)

51.00	at Dallas 1/5/97 (3-153)
48.75	vs Arizona 1/24/16 (4-195)
45.88	vs Denver 2/7/16 (8-367)

### Lowest Opponent Punting Average, Game (min 3 punts)

34.60	at New England 2/1/04 (5-173) (Super Bowl XXXVIII)
34.78	vs Arizona 1/3/15 (9-313)
35.14	at Chicago 1/15/06 (7-246)

### Most Opponent Punts Blocked, Postseason

Has never happened

### Most Opponent Punts Blocked, Game

Has never happened

### Most Consecutive Opponent Punts Without a Block

76	1996-Current (16 games)
----	-------------------------

### Most Opponent Punts Inside 20 Yard Line, Postseason

5	2015 (3 games)
4	2014 (2 games)
	2005 (3 games)
	2003 (4 games)
2	2008 (1 game)

### Fewest Opponent Punts Inside 20 Yard Line, Postseason

0	2013 (1 game)
1	2017 (1 game)
	1996 (2 games)
2	2008 (1 game)

### Most Opponent Punts Inside 20 Yard Line, Game

3	at Seattle 1/10/15
2	6x, most recently, vs Denver 2/7/16 (Super Bowl 50)

## PUNT RETURNS

### Fewest Opponent Punt Returns, Postseason

0	2013 (1 game)
1	2014 (2 games)
	1996 (2 games)
2	2017 (1 game)

### Most Opponent Punt Returns, Postseason

11	2003 (4 games)
6	2005 (3 games)
4	2015 (3 games)

### Fewest Punt Return Yards Allowed, Postseason

0	2013 (1 game)
3	1996 (2 games)
9	2014 (2 games)

### Most Punt Return Yards Allowed, Postseason

78	2003 (4 games)
71	2015 (3 games)
17	2017 (1 game)

### Fewest Punt Return Yards Allowed, Game

0	4 times, most recently, vs Arizona 1/3/15
1	at Chicago 1/15/06
2	vs Arizona 1/24/16

### Most Punt Return Yards Allowed, Game

0	2008 (1 game)
1	2017 (1 game)

61	vs Denver 2/7/16 (Super Bowl 50)
42	at New England 2/1/04 (Super Bowl XXXVIII)
22	at Dallas 1/3/04

### Lowest Opponent Punt Return Average, Postseason

0.00	2013 (1 game, 0-0)
2.17	2005 (3 games, 6-13)
3.00	1996 (2 games, 1-3)

### Highest Opponent Punt Return Average, Postseason

17.75	2015 (3 games, 4-71)
9.00	2014 (2 games, 1-9)
8.50	2017 (1 game, 2-17)

### Longest Punt Return Allowed, Game

61	vs Denver 2/7/16 (Super Bowl 50)
28	at New England 2/1/04 (Super Bowl XXXVIII)
11	at New Orleans 1/7/18
	vs Arizona 1/10/09
	at Philadelphia 1/18/04

### Most Punt Returns for Touchdowns Allowed, Postseason

Has never happened

### Most Punt Returns for Touchdowns Allowed, Game

Has never happened

## KICKOFF RETURNS

### Fewest Opponent Kickoff Returns, Postseason

0	2017 (1 game)
	2013 (1 game)
1	2008 (1 game)
3	2014 (2 games)

### Most Opponent Kickoff Returns, Postseason

20	2003 (4 games)
14	2005 (3 games)
10	1996 (2 games)

### Fewest Opponent Kickoff Returns, Game

0	at New Orleans 1/7/18
	vs San Francisco 1/12/14
1	at Seattle 1/10/15
	vs Arizona 1/10/09
2	vs Denver 2/7/16 (Super Bowl 50)
	vs Arizona 1/24/16
	vs Arizona 1/3/15
	at Seattle 1/22/06

### Most Opponent Kickoff Returns, Game

8	at Dallas 1/3/04
6	at Chicago 1/15/06
	at New York Giants 1/8/06
	at Dallas 1/5/97
5	at St. Louis 1/10/04 (OT)

### Fewest Kickoff Return Yards Allowed, Postseason

0	2017 (1 game)
	2013 (1 game)
23	2008 (1 game)
85	2014 (2 games)

### Most Kickoff Return Yards Allowed, Postseason

443	2003 (4 games)
305	2005 (3 games)
205	1996 (2 games)

### Fewest Kickoff Return Yards Allowed, Game

0	at New Orleans 1/7/18
	vs San Francisco 1/12/14
23	vs Arizona 1/10/09
26	at Seattle 1/10/15

### Most Kickoff Return Yards Allowed, Game

179	at Dallas 1/3/04
132	at Chicago 1/15/06
124	at St. Louis 1/10/04 (OT)

### Lowest Kickoff Return Average Allowed, Postseason

0.00	2017 (1 game, 0-0)
	2013 (1 game, 0-0)
20.50	1996 (2 games, 10-205)
21.79	2005 (3 games, 14-305)

### Highest Kickoff Return Average Allowed, Postseason

28.33	2014 (2 games, 3-85)
25.57	2015 (3 games, 7-179)
23.00	2008 (1 game, 1-23)

### Longest Kickoff Return Allowed, Game

50	vs Seattle 1/17/16
49	at Green Bay 1/12/97
48	vs Arizona 1/3/15

### Most Kickoff Returns for Touchdowns Allowed, Postseason

Has never happened

### Most Kickoff Returns for Touchdowns Allowed, Game

Has never happened

## FUMBLES

### Fewest Opponent Fumbles, Postseason

0	2008 (1 game)
1	2017 (1 game)

# RECORDS: PLAYOFF DEFENSE

	2013 (1 game)
2	2005 (3 games)
<b>Most Opponent Fumbles, Postseason</b>	
6	2015 (3 games)
5	2014 (2 games)
3	2003 (4 games)
	1996 (2 games)

## Most Opponent Fumbles, Game

3	vs Denver 2/7/16 (Super Bowl 50)
	vs Arizona 1/24/16
	vs Arizona 1/3/15
2	at Seattle 1/10/15
	at New York Giants 1/8/06
	at Green Bay 1/12/97

## TURNOVERS

### Opponent Turnovers, Postseason

0	2013 (1 game) (0 ints, 0 fum)
1	2017 (1 game) (1 int, 0 fum)
	2008 (1 game) (1 int, 0 fum)
3	2014 (2 games) (2 ints, 1 fum)

### Most Opponent Turnovers, Postseason

11	2015 (3 games) (7 ints, 4 fum)
10	2003 (4 games) (9 ints, 1 fum)
6	2005 (3 games) (4 ints, 2 fum)

### Most Opponent Turnovers, Game

7	vs Arizona 1/24/16 (4 ints, 3 fum)
5	at New York Giants 1/8/06 (3 ints, 2 fum)

4	at Philadelphia 1/18/04 (4 ints, 0 fum)
---	---

### Most Consecutive Games, Opponent Turnovers

8	1996-2005
4	2015-17

## TIME OF POSSESSION

### Lowest Average Time of Possession Allowed, Postseason

24:26	2014 (2 games)
24:59	2015 (3 games)
26:11	2017 (1 game)

### Highest Average Time of Possession Allowed, Postseason

39:49	2008 (1 game)
34:20	1996 (2 games)
30:12	2003 (4 games)

### Lowest Time of Possession Allowed, Game

17:15	at New York Giants 1/8/06
22:54	vs Arizona 1/3/15
23:21	vs Arizona 1/24/16

### Highest Time of Possession Allowed, Game

41:51	at Seattle 1/22/06
39:49	vs Arizona 1/10/09
38:58	at New England 2/1/04 (Super Bowl XXXVIII)

### Highest Time of Possession Allowed, Drive

8:30	at Dallas 1/5/97 (14-73-TD)
7:58	vs San Francisco 1/12/14 (13-73-FG)
7:52	at Green Bay 1/12/97 (15-86-TD)

# RECORDS: PLAYOFF OPPONENT

## SCORING

### POINTS

#### Most Points, Game

15	Neil Rackers, Arizona 1/10/09 (4 FG, 3 PAT) Jeff Wilkins, at St. Louis 1/10/04 (5 FG)
12	Jermaine Kearse, vs Seattle 1/17/16 (2 TD, 2-P) Shaun Alexander, at Seattle 1/22/06 (2 TD, 2-R) Chris Jacke, at Green Bay 1/12/97 (3 FG, 3 PAT) Phil Dawson, San Francisco 1/12/14 (3 FG, 2 PAT)

### TOUCHDOWNS

#### Most Touchdowns, Game

2	Shaun Alexander, at Seattle 1/22/06 (2 TD, 2-R) Jermaine Kearse, vs Seattle 1/17/16 (2 TD, 2-P)
1	35x, most recently, at New Orleans 1/7/18

### POINTS AFTER TOUCHDOWN

#### Most PATs Attempted, Game

4	Will Lutz, at New Orleans 1/7/18 Steven Hauschka, at Seattle 1/10/15 Josh Brown, at Seattle 1/22/06
3	5x, most recently, Steven Hauschka, Seattle 1/17/16

#### Most PATs, Game

4	Will Lutz, at New Orleans 1/7/18 Steven Hauschka, at Seattle 1/10/15 Josh Brown, at Seattle 1/22/06
3	5x, most recently, Steven Hauschka, Seattle 1/17/16

#### Most PATs, No Misses, Game

4	Will Lutz, at New Orleans 1/7/18 Steven Hauschka, at Seattle 1/10/15 Josh Brown, at Seattle 1/22/06
3	5x, most recently, Steven Hauschka, Seattle 1/17/16

### TWO-POINT CONVERSIONS

#### Most Two-Point Conversions, Game

1	Bennie Fowler, Denver 2/7/16 (Super Bowl 50) J.J. Nelson, Arizona 1/24/16 Kevin Faulk, New England 2/1/04 (Super Bowl XXXVIII) Dane Looker, at St. Louis 1/10/04
---	---

### FIELD GOALS

#### Most Field Goals Attempted, Game

6	Jeff Wilkins, at St. Louis 1/10/04
5	Neil Rackers, Arizona 1/10/09
4	Chris Jacke, at Green Bay 1/12/97

#### Most Field Goals, Game

5	Jeff Wilkins, at St. Louis 1/10/04
4	Neil Rackers, Arizona 1/10/09
3	4x, most recently, Brandon McManus, Denver 2/7/16 (Super Bowl 50)

#### Most Field Goals, One Quarter

2	Phil Dawson, San Francisco 1/12/14 (1st) Neil Rackers, Arizona 1/10/09 (2nd) Jeff Wilkins, at St. Louis 1/10/04 (2nd)
---	---

#### Longest Field Goal Attempted

57	Will Lutz, at New Orleans 1/7/18 (G)
55	Steven Hauschka, Seattle 1/17/16 (SH)
53	Neil Rackers, Arizona 1/10/09 (SH) Jeff Wilkins, at St. Louis 1/10/04 (SH)

#### Longest Field Goal

57	Will Lutz, at New Orleans 1/7/18 (G)
51	Jeff Wilkins, at St. Louis 1/10/04
49	Phil Dawson, San Francisco 1/12/14 Neil Rackers, Arizona 1/10/09

#### Most Field Goals, No Misses, Game

3	Brandon McManus, Denver 2/7/16 (Super Bowl 50) Phil Dawson, San Francisco 1/12/14 Chris Boniol, Dallas 1/5/97
---	---

#### Most Field Goals, 50 or More Yards, Game

1	Will Lutz, at New Orleans 1/7/18 (57)
1	Jeff Wilkins, at St. Louis 1/10/04 (51)

## RUSHING

### RUSHING ATTEMPTS

#### Most Rushing Attempts Game

34	Shaun Alexander, at Seattle 1/22/06
26	Antowain Smith, New England 2/1/04 (Super Bowl XXXVIII)
25	Edgar Bennett, at Green Bay 1/12/97

### RUSHING YARDS

#### Most Rushing Yards, Game

132	Shaun Alexander, at Seattle 1/22/06
99	Edgar Bennett, at Green Bay 1/12/97
90	C.J. Anderson, Denver 2/7/16 (Super Bowl 50)

#### Longest Run From Scrimmage

39	Frank Gore, San Francisco 1/12/14
35	Dorsey Levens, at Green Bay 1/12/97
34	C.J. Anderson, Denver 2/7/16 (Super Bowl 50)

### AVERAGE RUSHING GAIN

#### Highest Average Rushing Gain, Game (min 10 att)

8.80	Dorsey Levens, at Green Bay 1/12/97 (10-88)
6.08	Duce Staley, at Philadelphia 1/18/04 (13-79)
4.94	Frank Gore, San Francisco 1/12/14 (17-84)

### RUSHING TOUCHDOWNS

#### Most Rushing Touchdowns, Game

2	Shaun Alexander, at Seattle 1/22/06
1	13x, most recently, Alvin Kamara, at New Orleans 1/7/18

## PASSING

### PASS ATTEMPTS

#### Most Pass Attempts, Game

48	Russell Wilson, Seattle 1/17/16 Tom Brady, New England 2/1/04 (Super Bowl XXXVIII)
46	Marc Bulger, at St. Louis 1/10/04
41	Rex Grossman, at Chicago 1/15/06

### COMPLETIONS

#### Most Completions, Game

32	Tom Brady, New England 2/1/04 (Super Bowl XXXVIII)
31	Russell Wilson, Seattle 1/17/16
27	Marc Bulger, at St. Louis 1/10/04

### COMPLETION PERCENTAGE

#### Highest Completion Percentage, Game (min 20 att)

71.43	Matt Hasselbeck, at Seattle 1/22/06 (28-20)
69.69	Drew Brees, at New Orleans 1/7/18 (33-23)
68.18	Russell Wilson, at Seattle 1/10/15 (22-15)

### PASSING YARDS

#### Most Passing Yards, Game

376	Drew Brees, at New Orleans 1/7/18
366	Russell Wilson, Seattle 1/17/16
354	Tom Brady, New England 2/1/04 (Super Bowl XXXVIII)

#### Longest Pass Completion

80	Drew Brees (to Ted Ginn) at New Orleans 1/7/18 (TD)
86	Brett Favre (to Dorsey Levens), at Green Bay 1/12/97
63	Russell Wilson (to Jermaine Kearse), at Seattle 1/10/15 (TD)

### AVERAGE PASSING GAIN

#### Highest Average Passing Gain, Game (min 20 att)

12.18	Russell Wilson, at Seattle 1/10/15 (22-268)
11.39	Drew Brees, at New Orleans 1/7/18 (33-376)
10.07	Brett Favre, at Green Bay 1/12/97 (28-292)

### TOUCHDOWN PASSES

#### Most Touchdown Passes, Game

3	Russell Wilson, Seattle 1/17/16 Russell Wilson, at Seattle 1/10/15 Tom Brady, New England 2/1/04 (Super Bowl XXXVIII)
---	---

#### 2

Drew Brees, at New Orleans 1/7/18
Kurt Warner, Arizona 1/10/09
Matt Hasselbeck, at Seattle 1/22/06 (28-20)
Brett Favre, at Green Bay 1/12/97

#### 1

5x, most recently, Carson Palmer, Arizona 1/24/16
---

### PASSES HAD INTERCEPTED

#### Most Passes Had Intercepted, Game

4	Carson Palmer, Arizona 1/24/16
3	Eli Manning, at New York Giants 1/8/06 Donovan McNabb, at Philadelphia 1/18/04 Marc Bulger, at St. Louis 1/10/04 Troy Akman, Dallas 1/5/97

#### 2

Russell Wilson, Seattle 1/17/16
Ryan Lindley, Arizona 1/9/15

#### Most Pass Attempts, No Interceptions, Game

28	Colin Kaepernick, San Francisco 1/12/14
22	Matt Hasselbeck, at Seattle 1/22/06 Russell Wilson, at Seattle 1/10/15

## RECEIVING

#### Most Receptions, Game

11	Jermaine Kearse, Seattle 1/17/16
10	Deion Branch, New England 2/1/04 (Super Bowl XXXVIII)
9	David Johnson, Arizona 1/24/16 Marshall Faulk, at St. Louis 1/10/04

### RECEIVING YARDS

#### Most Receiving Yards, Game

166	Larry Fitzgerald, Arizona 1/10/09
143	Deion Branch, New England 2/1/04 (Super Bowl XXXVIII)
136	Anquan Boldin, San Francisco 1/12/14

#### Longest Pass Reception

80	Ted Ginn (from Drew Brees), at New Orleans 1/7/18 (TD)
66	Dorsey Levens (from Brett Favre), at Green Bay 1/12/97
63	Jermaine Kearse (from Russell Wilson), at Seattle 1/10/15 (TD)

### AVERAGE PER RECEPTION

#### Highest Average Per Reception, Game (min 3 rec)

43.00	Jermaine Kearse, at Seattle 1/10/15 (3-129)
28.75	Ted Ginn, at New Orleans 1/7/18 (4-115)
25.00	Tyler Lockett, Seattle 1/17/16 (3-75)

### TOUCHDOWN RECEPTIONS

#### Most Touchdown Receptions, Game

2	Jermaine Kearse, Seattle 1/17/16
1	20x, most recently, Josh Hill, at New Orleans 1/7/18



# RECORDS: PLAYOFF OPPONENT

## INTERCEPTIONS

### Most Interceptions, Game

1 20x, most recently, T.J. Ward, Denver 2/7/16 (Super Bowl 50)

### INTERCEPTION RETURN YARDS

### Most Interception Return Yards, Game

90 Kam Chancellor, at Seattle 1/10/15  
72 Patrick Peterson, Arizona 1/24/16  
50 Antonio Cromartie, Arizona 1/3/15

### Longest Interception Return

90 Kam Chancellor, at Seattle 1/10/15  
72 Patrick Peterson, Arizona 1/24/16  
50 Antonio Cromartie, Arizona 1/3/15

## PUNTING

### Most Punts, Game

9 Drew Butler, Arizona 1/3/15  
8 Britton Colquitt, Denver 2/7/16 (Super Bowl 50)  
7 Brad Maynard, at Chicago 1/15/06  
Toby Gowin, Dallas, 1/3/04

### Longest Punt

John Jett, Dallas 1/5/97  
57 Thomas Morstead, at New Orleans 1/7/18  
54 Britton Colquitt, Denver 2/7/16 (8-367) (Super Bowl 50)  
Brad Maynard, at Chicago 1/15/06  
Dirk Johnson, at Philadelphia 1/18/04

### PUNTING AVERAGE

### Highest Punting Average, Game (min 4 att)

48.75 Drew Butler, Arizona 1/24/16 (4-195)  
45.88 Britton Colquitt, Denver 2/7/16 (Super Bowl 50)  
45.75 Thomas Morstead, at New Orleans 1/7/18 (4-183)

### INSIDE THE 20

### Most Punts Inside the 20, Game

3 Jon Ryan, at Seattle 1/10/15  
2 5x, most recently, Britton Colquitt, Denver 2/7/16 (Super Bowl 50)  
1 8x, most recently, Thomas Morstead at New Orleans 1/7/18

### TOUCHBACKS

### Most Touchbacks, Game

2 Tom Rouen, at Seattle, 1/22/06  
1 4x, most recently, Ben Graham, Arizona 1/10/09

## PUNT RETURNS

### Most Punt Returns, Game

4 Troy Brown, New England 2/1/04 (Super Bowl XXXVIII)  
Joey Galloway, Dallas 1/3/04  
3 Steve Breaston, Arizona 1/10/09  
2 4x, most recently, Tommylee Lewis, at New Orleans 1/7/18

### FAIR CATCHES

### Most Fair Catches, Game

3 3x, most recently, Jordan Norwood, Denver 2/7/16 (Super Bowl 50)  
2 3x, most recently, Ted Ginn, Jr., Arizona 1/3/15  
1 8x, most recently, Tommylee Lewis, at New Orleans 1/7/18

### PUNT RETURN YARDS

### Most Punt Return Yards, Game

61 Jordan Norwood, Denver 2/7/16 (Super Bowl 50)  
40 Troy Brown, New England 2/1/04 (Super Bowl XXXVIII)  
22 Joey Galloway, Dallas 1/3/04

### Longest Punt Return

61 Jordan Norwood, Denver 2/7/16 (Super Bowl 50)  
28 Troy Brown, New England 2/1/04 (Super Bowl XXXVIII)  
11 Tommylee Lewis, at New Orleans 1/7/18  
Steve Breaston, Arizona 1/10/09  
Lito Sheppard, at Philadelphia 1/18/04

### PUNT RETURN AVERAGE

### Highest Punt Return Average, Game (min 3 ret)

10.00 Troy Brown, New England 2/1/04 (4-40) (Super Bowl XXXVIII)  
5.50 Joey Galloway, Dallas 1/3/04 (4-22)  
5.00 Steve Breaston, Arizona 1/10/09 (3-15)

## KICKOFF RETURNS

### Most Kickoff Returns, Game

7 Michael Bates, Dallas 1/3/04  
6 Chad Morton, at New York Giants 1/8/06  
5 Rashied Davis, at Chicago 1/15/06  
Arlen Harris, at St. Louis 1/10/04

### KICKOFF RETURN YARDS

### Most Kickoff Return Yards, Game

172 Michael Bates, Dallas 1/3/04  
124 Arlen Harris, at St. Louis 1/10/04  
122 Chad Morton, at New York Giants 1/8/06

### Longest Kickoff Return

50 Tyler Lockett, Seattle 1/17/16  
49 Desmond Howard, at Green Bay 1/12/97  
48 Ted Ginn, Jr., Arizona 1/3/15

### KICKOFF RETURN AVERAGE

### Highest Kickoff Return Average, Game (min 3 ret)

30.67 Tyler Lockett, Seattle 1/17/16 (8-92)  
26.00 Desmond Howard, at Green Bay 1/12/97 (4-104)  
24.80 Arlen Harris, at St. Louis 1/10/04 (5-124)

## COMBINED KICK RETURNS

### Most Combined Kick Returns, Game

7 Chad Morton, at New York Giants 1/8/06 (1-P, 6-K)  
Michael Bates, Dallas 1/3/04 (7-K)  
5 Rashied Davis, at Chicago 1/15/06 (5-K)  
Arlen Harris, at St. Louis 1/10/04 (5-K)  
Desmond Howard, at Green Bay 1/12/97 (1-P, 4-K)  
4 4x, most recently, Tyler Lockett, Seattle 1/17/16 (1-P, 3-K)

### COMBINED KICK RETURN YARDS

### Most Combined Kick Return Yards, Game

172 Michael Bates, Dallas 1/3/04 (172-K)  
127 Chad Morton, at New York Giants 1/8/06 (152-P, 22-K)  
124 Arlen Harris, at St. Louis 1/10/04 (124-K)

## COMBINED NET YARDS

(YARDS GAINED VIA RUSHING, RECEIVING, INTERCEPTION RETURN, PUNT RETURN, KICKOFF RETURN, AND FUMBLE RETURN)

### COMBINED ATTEMPTS

### Most Combined Attempts, Game

35 Shaun Alexander, at Seattle 1/22/06 (35-R, 1-P)  
Marshall Faulk, at St. Louis 1/10/04 (19-R, 9-P)  
27 CJ Anderson, vs. Denver 2/7/16 (23-R, 4-P)  
27 Edgar Bennett, at Green Bay 1/12/97 (25-R, 2-P)

### Most Combined Net Yards, Game

205 Dorsey Levens, at Green Bay 1/12/97 (88-R, 117-P)  
175 Tyler Lockett, Seattle 1/17/16 (8-PR, 92-MOR, 75-P)  
172 Michael Bates, Dallas 1/3/04 (172-MOR)

## SACKS

### Most Sacks, Game

2.5 Von Miller, Denver 2/7/16 (Super Bowl 50)  
Ahmad Brooks, San Francisco 1/21/14  
2.0 DeMarcus Ware, Denver 2/7/16 (Super Bowl 50)  
Rocky Bernard, at Seattle 1/22/06  
Michael Strahan, at New York Giants 1/8/06  
Mike Vrabel, New England 2/1/04 (Super Bowl XXXVIII)  
Brian Young, at St. Louis 1/10/04

## FUMBLES

### Most Fumbles, Game

2 Peyton Manning, Denver 2/7/16 (Super Bowl 50)  
Carson Palmer, Arizona 1/24/16  
1 17x, most recently, Brandon Coleman at New Orleans 1/7/18

### Most Own Fumbles Recovered, Game

2 Russell Wilson, at Seattle 11/10/15  
1 10x, most recently, Mark Ingram at New Orleans 1/7/18

### Most Opponent Fumbles Recovered, Game

1 11x, most recently, Malik Johnson, T.J. Ward and Danny Trevathan, Denver 2/7/16 (Super Bowl 50)

### Longest Fumble Return

30 Rashad Johnson, Arizona 1/3/15  
5 T.J. Ward, Denver 2/7/16 (Super Bowl 50)  
Marcus Trufant, at Seattle 1/22/06

# TEAM HISTORY



# ALL-TIME RESULTS

Year	W-L-T	Division Finish	Postseason	Coach
1995	7-9	4th NFC West	--	Dom Capers
1996	12-4	1st NFC West	1-1 (NFC Championship)	Dom Capers
1997	7-9	2nd NFC West	--	Dom Capers
1998	4-12	4th NFC West	--	Dom Capers
1999	8-8	2nd NFC West	--	George Seifert
2000	7-9	3rd NFC West	--	George Seifert
2001	1-15	5th NFC West	--	George Seifert
2002	7-9	4th NFC South	--	John Fox
2003	11-5	1st NFC South	3-1 (Super Bowl XXXVIII)	John Fox
2004	7-9	3rd NFC South	--	John Fox
2005	11-5	2nd NFC South	2-1 (NFC Championship)	John Fox
2006	8-8	2nd NFC South	--	John Fox
2007	7-9	2nd NFC South	--	John Fox
2008	12-4	1st NFC South	0-1 (NFC Divisional)	John Fox
2009	8-8	3rd NFC South	--	John Fox
2010	2-14	4th NFC South	--	John Fox
2011	6-10	3rd NFC South	--	Ron Rivera
2012	7-9	2nd NFC South	--	Ron Rivera
2013	12-4	1st NFC South	0-1 (NFC Divisional)	Ron Rivera
2014	7-8-1	1st NFC South	1-1 (NFC Divisional)	Ron Rivera
2015	15-1	1st NFC South	2-1 (Super Bowl 50)	Ron Rivera
2016	6-10	4th NFC South	--	Ron Rivera
2017	11-5	2nd NFC South	0-1 (NFC Wild Card)	Ron Rivera
2018	7-9	3rd NFC South	--	Ron Rivera
2019	5-11	4th NFC South	--	Ron Rivera (12 games); Perry Fewell (4)
2020	5-11	3rd NFC South	--	Matt Rhule
2021	5-12	4th NFC South	--	Matt Rhule
2022	7-10	2nd NFC South	--	Matt Rhule (5); Steve Wilks (12)
2023	2-15	4th NFC South	--	Frank Reich (11); Chris Tabor (6)
<b>Totals</b>	<b>214-252-1</b>	<b>6 Division Titles</b>	<b>9-8 (2 SB appearances)</b>	

Coach	Years	Record	Postseason Appearances (Record)
Dom Capers	1995-98	30-34 (.469)	1 (1-1)
George Seifert	1999-01	16-32 (.333)	0
John Fox	2002-10	73-71 (.507)	3 (5-3)
Ron Rivera	2011-19	76-67-1 (.531)	4 (3-4)
Matt Rhule	2020-22	11-27 (.289)	0
Frank Reich	2023	1-10 (.091)	0

# 1995 REGULAR SEASON STATISTICS

## WON 7, LOST 9

HEAD COACH DOM CAPERS		4th NFC WEST	
09/03	L	20-230T at Atlanta	58,808
09/10	L	9-31 at Buffalo	79,190
09/17	L	10-31 ST. LOUIS	54,060
10/01	L	13-20 TAMPA BAY	50,076
10/08	L	27-31 at Chicago	49,568
10/15	W	26-15 NEW YORK JETS	52,613
10/22	W	20-3 NEW ORLEANS	55,484
10/29	W	20-170T at New England	60,064
11/05	W	13-7 at San Francisco	61,722
11/12	L	17-28 at St. Louis	65,598
11/19	W	27-7 ARIZONA	49,582
11/26	L	26-34 at New Orleans	39,580
12/03	W	13-10 INDIANAPOLIS	49,841
12/10	L	10-31 SAN FRANCISCO	76,136
12/17	W	21-17 ATLANTA	53,833
12/24	L	17-20 at Washington	42,903

## STATISTIC

	CAR.	OPP.
TOTAL FIRST DOWNS	250	288
Rush/Pass/Pen.	74/157/19	99/175/14
3rd Down: Made/Att.	93/244	98/240
3rd Down Pct.	38.1	40.8
4th Down: Made/Att.	4/9	7/12
4th Down Pct.	44.4	58.3
POSSESSION AVG.	29:27	30:33
TOTAL NET YARDS	4619	5027
Avg. Per Game	288.7	314.2
Total Plays	1029	1072
Avg. Per Play	4.5	4.7
NET YARDS RUSHING	1573	1576
Avg. Per Game	98.3	98.5
Total Rushes	454	450
NET YARDS PASSING	3046	3451
Avg. Per Game	190.4	215.7
Sacked/Yards Lost	38/258	36/265
Gross Yards	3304	3716
Attempts/Complete	537/263	586/310
Completion Pct.	49.0	52.9
Had Intercepted	25	21
PUNTS/AVERAGE	96/41.0	94/40.4
Net Punting Avg.	36/35.2	94/34.0
PENALTIES/YARDS	94/683	112/808
FUMBLES/BALL LOST	28/16	28/16
TOUCHDOWNS	30	38
Rushing	10	17
Passing	16	15
Return	4	6

## SCORING

TD	Ru	Pa	Rt	PAT	FG	2	S	PT
Kasay	0	0	0	27/28	26/33	0	0	105
Green	6	0	6	0/0	0/0	0	0	166
Moore	4	4	0	0/0	0/0	0	0	24
Carrier	3	0	3	0/0	0/0	0	0	18
Collins	3	3	0	0/0	0/0	0	0	18
Metzelaars	3	0	3	0/0	0/0	0	0	18
Griffith	2	1	1	0/0	0/0	0	0	12
Guliford	2	0	1	0/0	0/0	0	0	12
Christian	1	0	1	0/0	0/1	0	0	8
Beebe	1	0	1	0/0	0/0	0	0	6
Johnson	1	1	0	0/0	0/0	0	0	6
Kragen	1	0	1	0/0	0/0	0	0	6
McKyer	1	0	1	0/0	0/0	0	0	6
Mills	1	0	1	0/0	0/0	0	0	6
Workman	1	1	0	0/0	0/0	0	0	6
Rasby	0	0	0	0/0	0/1	0	0	2
TEAM	30	10	16	4	27/28	26/33	2	0289
OPPONENTS	38	17	15	6	38/38	19/26	0	1325

## RUSHING

No	Yds	Avg	Long	TD	
Moore	195	740	3.8	53t	4
Griffith	65	197	3.0	15	1
Christian	41	158	3.9	17	0
Johnson	24	110	4.6	23t	1
Workman	35	139	4.0	14	1
Thomas	22	90	4.1	13	0
Collins	42	74	1.8	10	3
Baldwin	23	61	2.7	9	0
Reich	1	3	3.0	3	0
Stone	1	3	3.0	3	0
Guliford	2	2	1.0	1	0
Carrier	3	-4	-1.3	4	0
TEAM	454	1573	3.5	53t	10
OPPONENTS	450	1576	3.5	35t	17

## RECEIVING

No	Yds	Avg	Long	TD	
Carrier	66	1002	15.2	66t	3
Green	47	882	18.8	89t	6
Guliford	29	444	15.3	49	1
Christian	29	225	8.8	23	1
Johnson	16	121	7.6	37	0
Metzelaars	20	171	8.6	27	3
Beebe	14	152	10.9	24	1
Workman	13	74	5.7	14	0
Griffith	11	63	5.7	15	1
Rasby	5	47	9.4	15	0
Moore	4	12	3.0	5	0
Campbell	3	32	10.7	12	0
Thomas	3	24	8.0	14	0
Tillman	2	22	11.0	12	0
Dennis	1	3	3.0	3	0
TEAM	263	3304	12.6	89t	16
OPPONENTS	310	3716	12.0	77t	15

## INTERCEPTIONS

No	Yds	Avg	Long	TD	
Maxie	6	59	9.8	49	0
Mills	5	58	11.6	36t	1
McKyer	3	99	33.0	96t	1
Terrell	3	33	11.0	21	0
Poole	2	8	4.0	4	0
McDowell	1	33	33.0	33	0
Kragen	1	29	29.0	29	0
TEAM	21	319	15.2	96t	2
OPPONENTS	25	221	8.8	35	3

## PUNTING

No	Yds	Avg	Net	TB	I20	Lg	B
Barnhardt	95	3906	41.1	35.2	11	27	54
Kasay	1	32	32.0	32.0	0	1	32
TEAM	96	3938	41.0	35.2	11	28	54
OPPONENTS	94	3796	40.4	34.0	5	23	58

## PUNT RET.

Ret	FC	Yds	Avg	Long	TD	
Guliford	43	22	475	11.0	62t	1
Carrier	6	1	25	4.2	9	0
TEAM	49	23	500	10.2	62t	1
OPPONENTS	39	23	342	8.8	45	0

## KICKOFF RET.

No	Yds	Avg	Long	TD	
By/not'e	18	335	18.6	35	0
Baldwin	14	316	22.6	36	0
Stone	12	269	22.4	40	0
Beebe	9	215	23.9	38	0
Butcher	1	5	5.0	5	0
Philyau	1	23	23.0	23	0
TEAM	55	1163	21.1	40	0
OPPONENTS	62	1159	18.7	83	0

## PASSING

Att	Cmp	Yds	Cmp%	Yd/Att	TD	TD%	Int	Int%	Lg	TK/LS	Rate	
Collins	433	214	2717	49.4	6.27	14	3.2	19	4.4	89t	24/150	61.9
Reich	84	37	441	44.0	5.25	2	2.4	2	2.4	46	12/100	58.7
TEAM	537	263	3304	49.0	6.15	16	3.0	25	4.7	89t	38/258	59.1
OPPONENTS	586	310	3716	52.9	6.34	15	2.6	21	3.6	77t	36/265	66.2

## SCORE BY PERIODS

TEAM	1	2	3	4	OT	TOT
PANTHERS	35	98	78	75	3	289
OPPONENTS	62	106	72	82	3	325

## DEFENSE

TOT	S	A	FR	FF	QP	PD	
Mills	130	98	32	6	4	9	6
Bailey	114	85	29	0	0	8	2
Maxie	105	81	24	1	1	3	22
Terrell	73	61	12	1	1	0	8
Poole	68	60	8	3	0	6	16
McKyer	66	59	7	0	2	0	22
Lathon	64	43	21	1	1	19	1
Conner	61	41	20	1	0	12	2
Fox	57	38	19	0	0	28	10
Kragen	55	41	14	1	2	11	1
R. Smith	43	34	9	0	0	2	19
McDowell	41	33	8	0	1	0	9
Williams	30	18	12	0	0	5	2
Price	25	15	10	1	1	2	0
M. Thomas	19	9	10	0	0	11	1
King	10	7	3	0	0	22	4
Fayriariz	8	7	1	0	0	2	0
Lofton	7	7	0	0	0	0	1
Butcher	4	4	0	0	0	0	0
Reed	4	4	0	0	0	0	3
Cota	4	4	0	0	1	0	2
Zgonina	2	2	0	0	0	0	0
Royal	2	2	0	0	0	1	0
Hill	2	1	1	0	0	0	0

## SACKS

Player	TOTAL	M. Thomas	2.0
Lathon	8.0	King	2.0
Conner	7.0	Kragen	1.0
Mills	4.5	Price	1.0
Fox	4.5	Team	1.0
Bailey	3.0	TEAM	36.0
Poole	2.0	OPPONENTS	38.0

## F.GOALS

	1-19	20-29	30-39	40-49	50+
Kasay	0/0	6/6	10/14	9/12	1/1
TEAM	0/0	6/6	10/14	9/12	1/1
OPPONENTS	1/1	7/7	7/11	2/4	2/3

**Kasay** (39G, 41G) (32N, 34G, 52G, 32G) (45G) (1) (21G, 49G) (23G, 43N, 39G, 40G, 30G) (45G, 37G) (38N, 27G, 39N, 29G) (39G, 47G) (43N, 23G) (36G, 42G, 30G) (22G) (34G, 48B, 38G) (43G) (1) (42G) **Opponents** (27G, 51G, 58N, 35G) (39G) (39N, 48B, 34G, 32N) (25G, 27G, 49N) (23G) (50G, 39G) (29G) (19G) (32N) (1) (45G, 39G, 36N) (47G) (20G) (34G) (29G, 32G)

## PANTHERS USUAL STARTERS

WR 84	Guliford (9)	LE 93	Fox (16)
LT 78	Brockermeyer (16)	NT 71	Kragen (15)
LG 65	Garcia (14)	RE 98	Williams (15)
C 64	Whitley (16)	LOLB 57	Lathon (15)
RG 52	Elliott (14)	LILB 51	Mills (16)
RT 62	Dennis (9)	RILB 54	Bailey (14)
TE 88	Metzelaars (14)	ROLB 56	Conner (16)
WR 83	Carrier (14)	LCB 38	Poole (13)
QB 12	Collins (13)	RCB 22	McKyer (16)
FB 44	Christian (12)	SS 39	Maxie (16)
HB 20	Moore (10)	FS 40	Terrell (13)

# 1996 REGULAR SEASON STATISTICS

## WON 12, LOST 4

HEAD COACH DOM CAPERS		1st NFC WEST	
09/01	W 29-6	ATLANTA	69,522
09/08	W 22-20	at New Orleans	43,288
09/22	W 23-7	SAN FRANCISCO	72,224
09/29	L 14-24	at Jacksonville	71,537
10/06	L 12-14	at Minnesota	60,864
10/13	W 45-13	ST. LOUIS	70,535
10/20	W 19-7	NEW ORLEANS	70,888
10/27	L 9-20	at Philadelphia	65,982
11/03	L 17-20	at Atlanta	42,726
11/10	W 27-17	NEW YORK GIANTS	70,298
11/17	W 20-10	at St. Louis	60,652
11/24	W 31-6	at Houston	20,107
12/01	W 24-0	TAMPA BAY	57,623
12/08	W 30-24	at San Francisco	66,291
12/15	W 27-16	BALTIMORE	70,075
12/22	W 18-14	PITTSBURGH	72,217
<b>NFC DIVISIONAL PLAYOFF</b>			
01/05	W 26-17	DALLAS	72,808
<b>NFC CHAMPIONSHIP</b>			
01/12	L 13-30	at Green Bay	60,216

STATISTIC	CAR.	OPP.
TOTAL FIRST DOWNS	292	251
Rush/Pass/Pen	93/160/39	69/167/15
3rd Down: Made/Att	84/226	71/219
3rd Down Pct.	37.2	32.4
4th Down: Made/Att	6/13	7/22
4th Down Pct.	46.2	31.8
POSSESSION AVG.	30:48	29:12
TOTAL NET YARDS	4812	4776
Avg. Per Game	300.8	298.5
Total Plays	1025	990
Avg. Per Play	4.7	4.8
NET YARDS RUSHING	1729	1562
Avg. Per Game	108.1	97.6
Total Rushes	502	374
NET YARDS PASSING	3083	3214
Avg. Per Game	192.7	200.9
Sacked/Yards Lost	36/250	60/371
Gross Yards	3333	3585
Attempts/Complete	487/273	556/307
Completion Pct.	56.1	55.2
Had Intercepted	11	22
PUNTS/AVERAGE	78/40.5	95/43.8
Net Punting Yards	78/35.7	95/35.3
PENALTIES/BALL LOST	94/638	133/1155
FUMBLES/BALL LOST	25/14	25/16
TOUCHDOWNS	36	24
Rushing	9	6
Passing	22	17
Return	5	1

SCORING	TDRU	PART	PAT	FG	2	S	PT
Kasay	0	0	0	34/35	37/45	0	145
Walls	10	0	10	0/0	0/0	0	30
Carrier	6	0	6	0/0	0/0	0	36
Johnson	6	6	0	0/0	0/0	0	36
Green	3	0	3	0/0	0/0	0	18
Griffith	2	1	1	0/0	0/0	0	12
Bates	1	0	1	0/0	0/0	0	6
K. Greene	1	0	1	0/0	0/0	0	6
S. Greene	1	0	1	0/0	0/0	0	6
Ismail	1	1	0	0/0	0/0	0	6
King	1	0	1	0/0	0/0	0	6
Mills	1	0	1	0/0	0/0	0	6
Muhammad	1	0	1	0/0	0/0	0	6
Oliver	1	0	1	0/0	0/0	0	6
Philyaw	1	1	0	0/0	0/0	0	6
Collins	0	0	0	0/0	0/1	0	2
TEAM	36	9	22	5	34/35	37/45	2 0367
OPPONENTS	24	6	17	1	23/24	17/20	0 0218

RUSHING	No	Yds	Avg	Long	TD
Johnson	300	1120	3.7	29	6
Biakabutuka	71	229	3.2	17	0
Oliver	47	183	3.9	16	0
Ismail	8	80	10.0	35t	1
Collins	32	38	1.2	14	0
Philyaw	12	38	3.2	8	1
Beuerlein	12	17	1.4	13	0
Hoard	5	11	2.2	5	0
Griffith	12	7	0.6	3	1
Stone	1	6	6.0	6	0
Green	1	1	1.0	1	0
Muhammad	1	-1	-1.0	-1	0
TEAM	502	1729	3.4	35t	9
OPPONENTS	374	1562	4.2	80t	6

RECEIVING	No	Yds	Avg	Long	TD
Walls	61	713	11.7	40	10
Carrier	58	808	13.9	39	6
Green	46	614	13.3	50	3
Griffith	27	223	8.3	21	1
Johnson	26	192	7.4	55	0
Muhammad	25	407	16.3	54t	1
Oliver	15	144	9.6	29	0
Ismail	12	214	17.8	51	0
S. Greene	2	7	3.5	6	1
Stone	1	11	11.0	11	0
TEAM	273	3333	12.2	55	22
OPPONENTS	307	3585	11.7	55	17

INTERCEPTIONS	No	Yds	Avg	Long	TD
Cota	5	63	12.6	35	0
Davis	5	57	11.4	36	0
Cook	3	28	9.3	22	0
Terrell	3	6	2.0	6	0
Lofton	1	42	42.0	42	0
Maxie	1	35	35.0	35	0
Poole	1	35	35.0	35	0
Mills	1	10	10.0	10	0
King	1	1	1.0	1	0
Pieri	1	0	0.0	0	0
TEAM	22	277	12.6	42	0
OPPONENTS	11	41	3.7	22t	1

PUNTING	No	Yds	Avg	Net	TB	I20	LG	B
Stark	77	3128	40.6	36.0	9	21	60	0
Kasay	1	30	30.0	10.0	1	0	30	0
TEAM	78	3158	40.5	35.7	10	21	60	0
OPPONENTS	95	4159	43.8	35.3	9	18	68	1

PUNT RET.	Ret	FC	Yds	Avg	Long	TD
Oliver	52	17	598	11.5	84t	1
Poole	3	0	26	8.7	12	0
TEAM	55	17	624	11.3	84t	1
OPPONENTS	32	25	173	5.4	25	0

KICKOFF RET.	No	Yds	Avg	Long	TD
Bates	33	998	30.2	93t	1
Oliver	7	160	22.9	33	0
Ismail	5	100	20.0	30	0
S. Greene	2	10	5.0	6	0
Baker	1	11	11.0	11	0
Bickett	1	12	12.0	12	0
Hoard	1	19	19.0	19	0
TEAM	50	1310	26.2	93t	1
OPPONENTS	71	1429	20.1	33	0

PASSING	Att	Cmp	Yds	Cmp%	Yd/Att	TD	3D	Int	Int%	Lg	TK/LS	Rate
Collins	364	204	2454	56.0	6.74	14	3	8	2.5	55	18/114	79.4
Beuerlein	123	69	879	56.1	7.15	8	6.5	2	1.6	40t	18/136	93.5
TEAM	487	273	3333	56.1	6.84	22	4.5	11	2.3	55	36/250	83.0
OPPONENTS	556	307	3585	55.2	6.45	17	3.1	22	4.0	55	60/371	68.7

## SCORE BY PERIODS

TEAM	1	2	3	4	OT	TOT
PANTHERS	74	102	107	84	0	367
OPPONENTS	62	100	23	33	0	218

DEFENSE	TOT	S	A	FF	FR	QP	PD
Mills	138	108	30	0	2	10	5
Lathon	103	69	34	2	2	30	1
Bailey	90	58	32	0	0	7	3
Terrell	90	60	30	0	0	1	6
Poole	80	65	15	0	1	2	22
Kragen	77	52	25	3	2	5	3
Greene, K.	74	47	27	5	3	32	3
Maxie	71	48	23	0	0	4	7
Davis	68	57	11	2	0	0	22
Cota	63	52	11	0	0	2	5
Williams	49	28	21	1	0	8	2
Miller	43	28	15	1	0	18	2
Fox	42	28	14	0	0	9	1
Cook	34	25	9	2	1	3	11
King	28	23	5	1	1	11	3
Bickett	17	11	6	1	0	2	1
Lofton	13	9	4	0	0	0	3
Royal	12	11	1	0	0	1	1
Pieri	11	11	0	0	0	1	1
R. Smith	11	10	1	0	0	14	1
Thomas	9	6	3	0	0	6	0
McDaniel	2	1	1	0	0	0	1
Jeter	1	1	0	0	0	0	0
Colston	1	1	0	0	0	0	0
Baker	1	1	0	0	0	0	0

SACKS	TOTAL	Player	Opponents
K. Greene	14.5	Bickett	2.5
Lathon	13.5	Fox	2.0
Mills	5.5	Cota	1.0
Cook	4.0	R. Smith	1.0
Thomas	4.0	Williams	1.0
King	3.0	TEAM	60.0
Kragen	3.0	OPPONENTS	36.0
Miller	3.0		

F.GOALS	1-19	20-29	30-39	40-49	50+
Kasay	2/2	14/14	11/12	7/10	3/7
TEAM	2/2	14/14	11/12	7/10	3/7
OPPONENTS	0/0	5/5	3/5	8/9	1/1
Kasay (32G,36G,53G,38G,42G)					
(51G,22G,29G,51G,23G) (28G,35G,19G) (45N)					
(22G) (50N, 51N, 22G) (23G, 52N, 40G,26G, 39G)					
(51N,47G,39G,29G) (40G) (49N,42G,28G) (38G, 34G)					
(49G) (23G) (45N,18G,26G,33G, 31N) (29G,44G)					
(35G,30G,29G)					
Opponents (46G,33N,33G) (48G,43G) 0 (53G) (32N)					
0 (0) (46G,21G) (25G,45G) (22G) (41G,45N) (24G,45G) 0					
(31G) (37G,46G,25G) 0					

## PANTHERS USUAL STARTERS

WR 86	Green (12)	LE 93	Fox (11)
LT 78	Brockermeyer (8)	NT 71	Kragen (16)
LG 52	Elliott (8)	RE 98	Williams (14)
C 64	Whitley (8)	LOLB 91	Greene (16)
RG 75	Skrpenak (16)	ILB 51	Mills (16)
RT 76	Garrido (8)	RILB 54	Bailey (14)
TE 85	Walls (16)	ROLB 57	Lathon (16)
WR 83	Carrier (15)	LCB 25	Davis (16)
QB 12	Collins (12)	RCB 38	Poole (15)
FB 30	Griffith (14)	SS 39	Maxie (13)
HB 23	Johnson (11)	FS 40	Terrell (16)



# 1997 REGULAR SEASON STATISTICS

## WON 7, LOST 9

## 2nd NFC WEST

Date	Result	Opponent	Score
08/31	L	HEAD COACH DOM CAPERS	72,633
09/07	W	WASHINGTON	51,829
09/14	W	at Atlanta	63,149
09/21	L	14-35 KANSAS CITY	67,402
09/29	L	21-34 SAN FRANCISCO	70,972
10/12	L	14-21 at Minnesota	62,625
10/19	W	13-0 at New Orleans	50,963
10/26	W	21-12 ATLANTA	54,675
11/02	W	38-14 OAKLAND	71,064
11/09	L	0-34 at Denver	71,408
11/16	L	19-27 at San Francisco	61,500
11/23	W	16-10 at St. Louis	64,609
11/30	L	13-16 NEW ORLEANS	57,957
12/08	W	23-13 at Dallas	63,251
12/14	L	10-31 GREEN BAY	70,887
12/20	L	18-30 ST. LOUIS	58,101

## RUSHING

Player	No	Yds	Avg	Long	TD
Lane	182	809	4.4	50	7
Johnson	97	358	3.7	20	0
Biakabutuka	75	299	4.0	26t	2
S. Greene	45	157	3.5	10t	1
Collins	26	65	2.1	21	1
Beuerlein	4	32	8.0	20	0
Ismail	4	32	8.0	18	0
Caruth	6	23	3.8	6	0
Oliver	1	0	0.0	0	0
Walter	1	-5	-5.0	-5	0
<b>TEAM</b>	<b>441</b>	<b>1770</b>	<b>4.0</b>	<b>50</b>	<b>11</b>
<b>OPPONENTS</b>	<b>497</b>	<b>1973</b>	<b>4.0</b>	<b>26</b>	<b>12</b>

## RECEIVING

Player	No	Yds	Avg	Long	TD
Walls	58	746	12.9	52	6
Caruth	44	545	12.4	52	4
S. Greene	40	277	6.9	25	1
Ismail	36	419	11.6	59t	2
Carrier	33	436	13.2	36	2
Muhammad	27	317	11.7	38	0
Johnson	21	158	7.5	25	1
E. Mills	11	127	11.5	37	1
Lane	8	27	3.4	7	0
Oliver	6	47	7.8	11	0
Mangum	4	56	14.0	22	0
Rasby	1	1	1.0	1	0
<b>TEAM</b>	<b>289</b>	<b>3156</b>	<b>10.9</b>	<b>59t</b>	<b>17</b>
<b>OPPONENTS</b>	<b>260</b>	<b>3253</b>	<b>12.5</b>	<b>59</b>	<b>17</b>

## INTERCEPTIONS

Player	No	Yds	Avg	Long	TD
Davis	5	25	5.0	17	0
Cota	2	28	14.0	15	0
Poole	2	0	0.0	0	0
S. Mills	1	18	18.0	18	0
Lathon	1	1	1.0	1	0
<b>TEAM</b>	<b>11</b>	<b>72</b>	<b>6.5</b>	<b>18</b>	<b>0</b>
<b>OPPONENTS</b>	<b>24</b>	<b>265</b>	<b>11.0</b>	<b>62t</b>	<b>2</b>

## PUNTING

Player	No	Yds	Avg	Net	TB	I20	Lg	B
Walter	85	3604	42.4	36.4	4	29	62	0
<b>TEAM</b>	<b>85</b>	<b>3604</b>	<b>42.4</b>	<b>36.4</b>	<b>4</b>	<b>29</b>	<b>62</b>	<b>0</b>
<b>OPPONENTS</b>	<b>88</b>	<b>3756</b>	<b>42.7</b>	<b>37.1</b>	<b>9</b>	<b>25</b>	<b>60</b>	<b>1</b>

## PUNT RET.

Player	Ret	FC	Yds	Avg	Long	TD
Poole	26	18	191	7.3	40	0
Oliver	14	5	111	7.9	26	0
Bates	1	0	8	8.0	8	0
<b>TEAM</b>	<b>41</b>	<b>23</b>	<b>310</b>	<b>7.6</b>	<b>40</b>	<b>0</b>
<b>OPPONENTS</b>	<b>38</b>	<b>25</b>	<b>428</b>	<b>11.3</b>	<b>82t</b>	<b>2</b>

## KICKOFF RET.

Player	No	Yds	Avg	Long	TD
Bates	47	1281	27.3	56	0
E. Mills	4	65	16.3	33	0
S. Greene	3	18	6.0	8	0
Rasby	3	32	10.7	12	0
Stone	3	76	25.3	37	0
S. Mills	2	12	6.0	12	0
Garcia	1	11	11.0	11	0
Poole	1	5	5.0	5	0
<b>TEAM</b>	<b>64</b>	<b>1500</b>	<b>23.4</b>	<b>56</b>	<b>0</b>
<b>OPPONENTS</b>	<b>55</b>	<b>1276</b>	<b>23.2</b>	<b>101t</b>	<b>1</b>

## PASSING

Player	Att	Cmp	Yds	Cmp%	Yd/Att	TD	TD%	Int	Int%	Lg	TK/LS	Rate
Collins	381	200	2124	52.5	5.57	11	2.9	21	5.5	59t	27/200	55.7
Beuerlein	153	89	1032	58.2	6.75	6	3.9	3	2.0	52	17/111	83.6
<b>TEAM</b>	<b>534</b>	<b>289</b>	<b>3156</b>	<b>54.1</b>	<b>5.91</b>	<b>17</b>	<b>3.2</b>	<b>24</b>	<b>4.5</b>	<b>59t</b>	<b>44/311</b>	<b>63.7</b>
<b>OPPONENTS</b>	<b>490</b>	<b>260</b>	<b>3253</b>	<b>53.1</b>	<b>6.64</b>	<b>17</b>	<b>3.5</b>	<b>11</b>	<b>2.2</b>	<b>59</b>	<b>36/246</b>	<b>76.2</b>

## SCORE BY PERIODS

	1	2	3	4	OT	TOT
<b>TEAM</b>	<b>54</b>	<b>70</b>	<b>37</b>	<b>104</b>	<b>0</b>	<b>265</b>
<b>OPPONENTS</b>	<b>62</b>	<b>102</b>	<b>61</b>	<b>89</b>	<b>0</b>	<b>314</b>

## DEFENSE

Player	TOT	S	A	FF	FR	QP	PD
Cota	153	107	46	0	1	2	8
Mills, S.	117	74	43	1	0	5	0
Royal	107	66	41	3	2	4	6
Barrow	105	71	34	4	2	17	0
Minter	83	62	21	2	2	4	10
Lathon	76	49	27	2	2	18	3
Kragen	75	47	28	0	0	4	3
Miller	72	54	18	1	1	11	1
Poole	60	53	7	1	1	1	18
Terrill	58	38	20	0	0	0	4
Davis	50	40	10	0	1	0	23
Fox	32	20	12	0	0	6	0
Turnbull	29	16	13	0	0	11	0
Seals	28	19	9	1	0	7	3
Smith, R.	18	17	1	0	0	1	0
Cook	14	11	3	0	0	3	6
King	14	11	3	0	0	9	1
Bailey	13	9	4	0	0	0	0
Williams	7	1	6	0	0	0	0
Raybon	6	1	5	0	0	3	2
Morabito	5	4	1	0	1	1	0
Gaskins	5	2	3	0	0	0	0
Tatum	1	1	0	0	0	1	0
Saleh	1	1	0	0	0	0	0
Pieri	0	0	0	0	0	1	0

## SACKS

Player	TOTAL	Poole	1.0
Barrow	8.5	Turnbull	1.0
Miller	5.5	Seals	1.0
Royal	5.0	Cook	1.0
Minter	3.5	Saleh	1.0
Lathon	2.0	Raybon	0.5
Kragen	2.0	<b>TEAM</b>	<b>36.0</b>
King	2.0	<b>OPPONENTS</b>	<b>44.0</b>
Cota	1.0		

## F.GOALS

Player	1-19	20-29	30-39	40-49	50+
Kasay	1/1	6/7	8/8	4/4	3/6
<b>TEAM</b>	<b>1/1</b>	<b>6/7</b>	<b>8/8</b>	<b>4/4</b>	<b>3/6</b>
<b>OPPONENTS</b>	<b>0/0</b>	<b>6/6</b>	<b>4/4</b>	<b>8/12</b>	<b>3/3</b>

Kasay: (52G)(55N,31G,31G,39G)(25G,36G,34G,28G)(54N,53N)(0)(25G,23G)(0)(54G)(0)(46G,27G)(36G,53G,27G)(44G,26B,31G)(34G,40G,18G)(43G)(0)

Opponents: (38G)(25G,28G)(0)(25G,48G)(0)(34G,44G)(45N)(42N,25G,50G)(28G,43G,47B)(40N,26G)(50G,51G,45G)(43G,32G)(31G)(49G,42G,47G)

## PANTHERS USUAL STARTERS

WR 83	Carrier (6)	LE 93	Fox (9)
LT 78	Brockmeyer (13)	NT 71	Kragen (16)
LG 66	Campbell (11)	RE 99	Seals (7)
C 65	Garcia (16)	LOLB 56	Barrow (16)
RG 75	Sikrepenak (16)	LILB 51	Mills (16)
RT 76	Dawids-Carrido (15)	RILB 58	Royal (13)
TE 85	Walls (15)	ROLB 57	Lathon (15)
WR 84	Caruth (14)	LCB 25	Davis (14)
QB 12	Collins (13)	RQB 38	Poole (16)
FB 43	Greene (14)	SS 37	Cota (16)
HB 32	Lane (7)	FS 30	Minter (11)

# 1998 REGULAR SEASON STATISTICS

## WON 4, LOST 12

HEAD COACH DOM CAPERS		4th NFC WEST	
09/06	L 14-19	ATLANTA	65,129
09/13	L 14-19	at New Orleans	51,915
09/27	L 30-37	GREEN BAY	69,723
10/04	L 23-51	at Atlanta	50,724
10/11	L 20-27	at Dallas	64,181
10/18	L 13-16	at Tampa Bay	63,600
10/25	L 14-30	BUFFALO	64,050
11/01	W 31-17	NEW ORLEANS	62,514
11/08	L 23-25	at San Francisco	68,572
11/15	L 9-13	MIAMI	67,857
11/22	W 24-20	at St. Louis	50,716
11/29	L 21-48	at New York Jets	71,501
12/06	L 28-31T	SAN FRANCISCO	63,332
12/13	L 25-28	WASHINGTON	46,940
12/20	W 20-13	ST. LOUIS	50,047
12/27	W 27-19	at Indianapolis	58,182

STATISTIC	CAR.	OPP.
TOTAL FIRST DOWNS	261	315
Rush/Pass/Pen	68/171/22	95/197/23
3rd Down: Made/Att	80/216	88/211
3rd Down Pct.	37.0	41.7
4th Down: Made/Att	10/21	5/9
4th Down Pct.	47.6	55.6
POSSESSION AVG.	28:10	31:50
TOTAL NET YARDS	4,780	5,842
Avg. Per Game	288.4	311.3
Total Plays	966	1,029
Avg. Per Play	4.9	5.7
NET YARDS RUSHING	1,458	2,133
Avg. Per Game	91.1	133.3
Total Rushes	405	491
NET YARDS PASSING	3,322	3,709
Avg. Per Game	207.6	231.8
Sacked/Yards Lost	54/302	37/228
Gross Yards	3624	3937
Attempts/Complete	507/292	501/298
Completion Pct.	57.6	59.5
Had Intercepted	18	19
PUNTS/AVERAGE	77/40.7	71/44.0
Net Punting Avg.	77/38.1	71/35.2
PENALTIES/YARDS	113/931	110/892
FUMBLES/BALL LOST	39/17	24/14
TOUCHDOWNS	40	46
Rushing	11	14
Passing	25	30
Returns	4	2

SCORING	TD	Ru	Pa	Rt	PAT	FG	2	S	Pt
Kasay	0	0	0	0	35/37	19/26	0	0	92
Ismail	8	0	0	0/0	0/0	0	0	0	38
Muhammad	6	0	6	0/0	0/0	1	0	0	48
Lane	5	5	0	0/0	0/0	0	0	0	30
Walls	5	0	5	0/0	0/0	0	0	0	30
Biakabutuka	4	3	1	0/0	0/0	0	0	0	24
Floyd	4	3	1	0/0	0/0	0	0	0	24
Carrier	2	0	2	0/0	0/0	0	0	0	12
E. Davis	2	0	2	0/0	0/0	0	0	0	12
Bates	1	0	1	0/0	0/0	0	0	0	6
Broughton	1	0	1	0/0	0/0	0	0	0	6
Johnson	1	0	1	0/0	0/0	0	0	0	6
Stone	1	0	1	0/0	0/0	0	0	0	6
Collins	0	0	0	0/0	0/0	1	0	0	2
TEAM	40	11	25	4	35/37	19/26	2	0	336
OPPONENTS	46	14	30	2	41/43	30/31	1	0	2413

RUSHING	No	Yds	Avg	Long	TD
Lane	205	717	3.5	31	5
Biakabutuka	101	427	4.2	41	3
Johnson	36	135	3.8	21	0
Floyd	28	71	2.5	7	3
Ismail	3	42	14.0	36	0
Collins	7	40	5.7	16	0
Beuerlein	22	26	1.2	13	0
Walter	3	0	0.0	0	0
TEAM	405	1458	3.6	41	11
OPPONENTS	491	2133	4.3	71t	14

RECEIVING	No	Yds	Avg	Long	TD
Ismail	69	1024	14.8	62	8
Muhammad	68	941	13.8	72t	6
Walls	49	506	10.3	30	5
Johnson	27	242	9.0	38t	1
Floyd	24	123	5.1	20	1
Carrier	19	301	15.8	42	2
Lane	12	85	7.1	16	0
Biakabutuka	8	138	17.3	42	1
Broughton	6	142	23.7	68t	1
Caruth	4	59	14.8	47	0
Hayes	3	62	20.7	35	0
Stone	1	7	7.0	7	0
Mangum	1	5	5.0	5	0
Collins	1	-11	-11.0	-11	0
TEAM	292	3624	12.4	72t	25
OPPONENTS	298	3937	13.2	82t	30

INTERCEPTIONS	No	Yds	Avg	Long	TD
E. Davis	5	81	16.2	56t	2
Brady	4	85	21.3	43	0
Evans	2	18	9.0	18	0
Greene	2	18	9.0	18	0
Smith	1	43	43.0	43	0
Veland	1	24	24.0	24	0
Barrow	1	10	10.0	10	0
Minter	1	7	7.0	7	0
McGill	1	6	6.0	6	0
Lathorn	1	3	3.0	3	0
TEAM	19	295	15.5	56t	2
OPPONENTS	18	179	9.9	41	0

PUNTING	No	Yds	Avg	Net	TB	I20	Lg	B
Walter	77	3131	40.7	38.1	5	20	59	0
TEAM	77	3131	40.7	38.1	5	20	59	0
OPPONENTS	71	3125	44.0	35.2	8	14	60	1

PUNT RET.	Ret	FC	Yds	Avg	Long	TD
Oliver	44	11	464	10.5	35	0
TEAM	44	11	464	10.5	35	0
OPPONENTS	20	36	94	4.7	24	0

KICKOFF RET.	No	Yds	Avg	Long	TD
Bates	59	1480	25.1	99t	1
Stone	9	252	28.0	45	0
Johnson	2	12	6.0	9	0
Oliver	2	43	21.5	25	0
Brady	1	8	8.0	8	0
Floyd	1	22	22.0	22	0
Jensen	1	9	9.0	9	0
Saleh	1	8	8.0	8	0
TEAM	76	1834	24.1	99t	1
OPPONENTS	65	1439	22.1	93t	1

PASSING	Att	Cmp	Yds	Cmp%	Yd/Att	TD	TD%	Int	Int%	Lg	TK/LS	Rate
Beuerlein	343	216	2613	63.0	7.62	17	5.0	12	3.5	68t	44/251	88.2
Collins	162	76	1011	46.9	6.24	8	4.9	5	3.1	72t	10/51	70.8
Floyd	1	0	0	0.0	0.00	0	0.0	1	100.0	0	0/0	0.0
Walter	1	0	0	0.0	0.00	0	0.0	0	0.0	0	0/0	39.6
TEAM	507	292	3624	57.6	7.15	25	4.9	18	3.6	72t	54/302	81.5
OPPONENTS	501	298	3937	59.5	7.86	30	6.0	19	3.8	82t	37/228	88.6

## SCORE BY PERIODS

TEAM	1	2	3	4	OT	TOT
PANTHERS	60	108	61	107	0	336
OPPONENTS	84	117	128	81	3	413

DEFENSE	TOT	S	A	FF	FR	QP	PD
Barrow	158	112	46	1	2	6	1
Brady	142	95	47	2	0	5	6
Alexander	114	77	37	1	0	2	11
Gilbert	89	49	40	2	0	25	3
Lloyd	81	48	33	2	1	7	0
Greene	66	47	19	1	1	36	1
Davis	65	61	4	1	1	0	17
Richardson	56	37	19	1	1	0	2
Peter	45	27	18	1	1	8	0
Evans	42	33	9	0	0	9	0
Miller	34	18	16	0	3	9	0
Fox	32	22	10	1	0	13	0
Minter	29	26	3	0	0	0	8
Tatum	26	18	8	1	0	3	2
Morabito	25	14	11	0	0	7	2
Lofton	25	20	5	0	0	0	11
Terry	22	14	8	0	0	3	0
Smith	19	16	3	0	1	0	4
Veland	16	11	5	1	0	0	3
McGill	16	13	3	1	0	0	7
Saleh	11	5	6	1	0	1	0
Wheeler	9	8	1	0	0	0	2
Lathorn	7	4	3	0	0	1	0
Jones	4	2	2	0	0	3	0

SACKS	TOTAL	Fox	Jones	Lloyd	McGill	Peter	TEAM	OPPONENTS
Player	15.0	1.0	1.0	1.0	1.0	1.0	37.0	54.0
Greene	6.0	0	0	0	0	0	6.0	6.0
Barrow	4.0	0	0	0	0	0	4.0	4.0
Brady	2.0	0	0	0	0	0	2.0	2.0
Terry	1.0	0	0	0	0	0	1.0	1.0
Davis	1.0	0	0	0	0	0	1.0	1.0

F.GOALS	1-19	20-29	30-39	40-49	50+
Kasay	0/0	5/5	4/5	6/9	4/7
TEAM	0/0	5/5	4/5	6/9	4/7
OPPONENTS	0/0	10/10	7/7	12/12	1/2

Kasay: (K45N)42G,42G,56G(54N,28G)(X)53G,20G,47N  
 (Y)54G(32B,50G,42G,41G,51N,57N)(32G,27G,43G)(35G)(47N)(26G)(32G,37G)(44G,27G)  
 Opponents: (43G)(46G,56G)(41G)(23G,25G,28G)(27G,55N,38G)(33G)(42G,47G,44G)(49G)(46G)22G,22G(39G,41G)(30G,37G,26G,38G)(23G)(1)(43G,38G)(22G,28G,47G,42G)

## PANTHERS USUAL STARTERS

WR 87 Muhammad (16)	LE 97 Peter (11)
LG 66 Brockmeyer (7)	NT 90 Morabito (5)
RG 64 Lacinia (10)	RE 94 Gilbert (16)
C 65 Garcia (5)	L0LB 91 Greene (15)
RG 64 Lacinia (10)	L1LB 52 Brady (16)
TE 76 Davids-Garrido (16)	R1LB 56 Barrow (16)
RT 85 Walls (14)	R0LB 95 Lloyd (14)
WR 81 Ismail (15)	LCB 25 Davis (16)
QB 7 Beuerlein (12)	R0CB 33 Evans (7)
FB 40 Floyd (13)	SS 39 Richardson (7)
HB 32 Lane (11)	FS 46 Alexander (11)

# 1999 REGULAR SEASON STATISTICS

## WON 8, LOST 8

		2nd NFC WEST		
HEAD COACH GEORGE SEIFERT				
09/12	L	10-19	at New Orleans	58,166
09/19	L	20-22	JACKSONVILLE	64,261
09/26	W	27-3	CINCINNATI	61,269
10/03	L	36-38	at Washington	76,831
10/17	W	31-29	at San Francisco	68,151
10/24	L	9-24	DETROIT	64,322
10/31	L	20-27	at Atlanta	52,594
11/07	W	33-7	PHILADELPHIA	62,569
11/14	L	10-35	at St. Louis	65,965
11/21	W	31-17	at Cleveland	72,818
11/28	W	34-28	ATLANTA	55,507
12/05	L	21-34	ST. LOUIS	62,285
12/12	W	33-31	at Green Bay	59,869
12/18	W	41-24	SAN FRANCISCO	62,373
12/26	L	20-30	at Pittsburgh	39,428
01/02	W	45-13	NEW ORLEANS	56,929

## STATISTIC

	CAR.	OPP.
<b>TOTAL FIRST DOWNS</b>	<b>307</b>	<b>331</b>
Rush/Pass/Pen	78/208/21	115/189/27
3rd Down: Made/Att	77/201	89/214
3rd Down Pct.	38.3	41.6
4th Down: Made/Att	10/20	11/20
4th Down Pct.	50.0	55.0
<b>POSSESSION AVG.</b>	<b>29:23</b>	<b>30:37</b>
<b>TOTAL NET YARDS</b>	<b>5686</b>	<b>5503</b>
Avg. Per Game	355.4	343.9
Total Plays	982	1042
Avg. Per Play	5.8	5.3
<b>NET YARDS RUSHING</b>	<b>1525</b>	<b>1898</b>
Avg. Per Game	95.3	118.6
Total Rushes	356	450
<b>NET YARDS PASSING</b>	<b>4161</b>	<b>3605</b>
Avg. Per Game	260.1	225.3
Sacked/Yards Lost	51/286	35/235
Gross Yards	4447	3840
Att./Completions	575/345	557/327
Completion Pct.	60.0	58.7
Had Intercepted	15	15
<b>PUNTS/AVERAGE</b>	<b>65/39.4</b>	<b>74/39.5</b>
Net Punting Avg.	65/36.7	74/34.4
<b>PENALTIES/YARDS</b>	<b>106/857</b>	<b>109/877</b>
<b>FUMBLE/BALL LOST</b>	<b>24/19</b>	<b>22/14</b>
<b>TOUCHDOWNS</b>	<b>50</b>	<b>47</b>
Rushing	12	13
Passing	36	26
Return	2	8

## SCORING

	TD	Ru	Pa	Rt	PAT	FG	2	S	PT
Kasay	0	0	0	0	33/33	22/25	0	0	99
Jeffers	12	0	12	0	0/0	0/0	0	0	72
Walls	12	0	12	0	0/0	0/0	0	0	72
Muhammad	8	0	8	0	0/0	0/0	0	0	48
Blakabutuka	6	6	0	0	0/0	0/0	0	0	36
Cunningham	0	0	0	0	13/14	3/3	0	0	22
Floyd	3	3	0	0	0/0	0/0	0	0	18
Bates	2	0	2	0	0/0	0/0	0	0	12
Beuerlein	2	2	0	0	0/0	0/0	0	0	12
Hayes	2	0	2	0	0/0	0/0	0	0	12
Kinchen	2	0	2	0	0/0	0/0	0	0	12
Lane	1	1	0	0	0/0	0/0	0	0	6
<b>TEAM</b>	<b>50</b>	<b>12</b>	<b>36</b>	<b>2</b>	<b>46/47</b>	<b>25/28</b>	<b>0</b>	<b>0</b>	<b>421</b>
<b>OPPONENTS</b>	<b>47</b>	<b>13</b>	<b>26</b>	<b>8</b>	<b>42/43</b>	<b>19/25</b>	<b>0</b>	<b>0</b>	<b>381</b>

## PASSING

	Att	Cmp	Yds	Cmp%	Yd/Att	TD	TD%	Int	Int%	Lg	TK/LS	Rate
Beuerlein	571	343	4436	60.1	7.77	36	6.3	15	2.6	88t	50/280	94.6
Lewis	3	2	11	66.7	3.67	0	0.0	0	0.0	12	1/6	72.9
Bono	1	0	0	0.0	0.0	0	0.0	0	0.0	0	0/0	39.6
<b>TEAM</b>	<b>575</b>	<b>345</b>	<b>4447</b>	<b>60.0</b>	<b>7.73</b>	<b>36</b>	<b>6.3</b>	<b>15</b>	<b>2.6</b>	<b>88t</b>	<b>51/286</b>	<b>94.3</b>
<b>OPPONENTS</b>	<b>557</b>	<b>327</b>	<b>3840</b>	<b>58.7</b>	<b>6.89</b>	<b>26</b>	<b>4.7</b>	<b>15</b>	<b>2.7</b>	<b>67t</b>	<b>35/235</b>	<b>84.1</b>

## RUSHING

	No	Yds	Avg	Long	TD
Blakabutuka	138	718	5.2	67t	6
Lane	115	475	4.1	41t	1
Beuerlein	27	124	4.6	16	2
Floyd	35	78	2.2	16	3
Johnson	25	72	2.9	23	0
Metcalf	2	20	10.0	17	0
Jeffers	2	16	8.0	23	0
Bates	3	12	4.0	12	0
Hetherington	2	7	3.5	5	0
Caruth	1	4	4.0	4	0
Lewis	4	1	0.3	4	0
Bono	2	-2	-1.0	-1	0
<b>TEAM</b>	<b>356</b>	<b>1525</b>	<b>4.3</b>	<b>67t</b>	<b>12</b>
<b>OPPONENTS</b>	<b>450</b>	<b>1898</b>	<b>4.2</b>	<b>44t</b>	<b>13</b>

## RECEIVING

	No	Yds	Avg	Long	TD
Muhammad	96	1253	13.1	60t	8
Jeffers	63	1082	17.2	88t	12
Walls	63	822	13.0	37t	12
Blakabutuka	23	189	8.2	32	0
Lane	23	163	7.1	23	0
Floyd	21	179	8.5	25	0
Caruth	14	200	14.3	43	0
Johnson	13	103	7.9	22	0
Hayes	11	270	24.5	56t	2
Metcalf	11	133	12.1	33	0
Kinchen	5	45	9.0	26t	2
Mangum	1	6	6.0	6	0
Bates	1	2	2.0	2	0
<b>TEAM</b>	<b>345</b>	<b>4447</b>	<b>12.9</b>	<b>88t</b>	<b>36</b>
<b>OPPONENTS</b>	<b>327</b>	<b>3840</b>	<b>11.7</b>	<b>67t</b>	<b>26</b>

## INTERCEPTIONS

	No	Yds	Avg	Long	TD
Davis	5	49	9.8	16	0
Minter	3	69	23.0	44	0
Alexander	2	18	9.0	18	0
Evans	2	1	0.5	1	0
Richardson	1	27	27.0	27	0
Gilbert	1	4	4.0	4	0
Wells	1	1	1.0	1	0
<b>TEAM</b>	<b>15</b>	<b>169</b>	<b>11.3</b>	<b>44</b>	<b>0</b>
<b>OPPONENTS</b>	<b>15</b>	<b>267</b>	<b>17.8</b>	<b>57t</b>	<b>3</b>

## PUNTING

	No	Yds	Avg	Net	TB	I20	Lg	B
Waller	65	2562	39.4	36.7	1	18	56	0
<b>TEAM</b>	<b>65</b>	<b>2562</b>	<b>39.4</b>	<b>36.7</b>	<b>1</b>	<b>18</b>	<b>56</b>	<b>0</b>
<b>OPPONENTS</b>	<b>74</b>	<b>2924</b>	<b>39.5</b>	<b>34.4</b>	<b>7</b>	<b>16</b>	<b>57</b>	<b>1</b>

## PUNT RET.

	Ret	FC	Yds	Avg	Long	TD
Metcalf	34	18	238	7.0	30	0
Johnson	1	0	3	3.0	3	0
<b>TEAM</b>	<b>35</b>	<b>18</b>	<b>241</b>	<b>6.9</b>	<b>30</b>	<b>0</b>
<b>OPPONENTS</b>	<b>32</b>	<b>21</b>	<b>158</b>	<b>4.9</b>	<b>27</b>	<b>0</b>

## KICKOFF RET.

	No	Yds	Avg	Long	TD
Bates	52	1287	24.8	100t	2
Metcalf	4	56	14.0	31	0
Kinchen	3	29	9.7	15	0
Lane	3	58	19.3	22	0
Mangum	2	20	10.0	13	0
Hetherington	1	16	16.0	16	0
Johnson	1	9	9.0	9	0
<b>TEAM</b>	<b>66</b>	<b>1475</b>	<b>22.3</b>	<b>100t</b>	<b>2</b>
<b>OPPONENTS</b>	<b>76</b>	<b>1425</b>	<b>18.8</b>	<b>58</b>	<b>0</b>

## SCORE BY PERIODS

	1	2	3	4	OT	TOT
<b>TEAM</b>	<b>90</b>	<b>155</b>	<b>89</b>	<b>87</b>	<b>0</b>	<b>421</b>
<b>OPPONENTS</b>	<b>78</b>	<b>111</b>	<b>67</b>	<b>125</b>	<b>0</b>	<b>381</b>

## DEFENSE

	TOT	S	A	FF	FR	QP	PD
Barrow	131	88	43	1	1	1	1
Wells	106	66	40	2	2	0	5
Alexander	96	75	21	1	0	0	8
Minter	91	67	24	0	2	2	6
Gilbert	81	43	38	18	3	0	5
Davis	77	65	12	0	1	1	12
Wiley	67	46	21	11	0	0	0
Evans	66	53	13	0	1	0	14
Morabito	57	43	14	7	0	0	0
Greene	49	34	15	11	1	3	1
Rucker	42	31	11	5	0	0	2
Peter	33	21	12	5	0	0	4
Tovar	32	17	15	0	0	0	1
Jones, D.	30	15	15	1	0	0	0
Edwards	29	21	8	6	0	0	0
Mullen	24	20	4	1	0	0	3
Swift	24	20	4	0	0	0	4
Tuaolo	22	13	9	3	0	1	0
Jones, E.	11	7	4	8	0	0	0
Richardson	10	9	1	1	0	0	0
Terry, R.	7	4	3	0	0	0	0
Navie	3	3	0	0	0	0	0
Dingle	3	1	2	0	0	0	0
Maumau	2	0	2	0	0	0	0
Scurlough	1	1	0	0	0	0	0
Terry, C.	0	0	0	0	0	1	0
Muhammad	0	0	0	0	1	0	0

## SACKS

Player	TOTAL	Edwards	Minter
Greene	12.0		1.0
Peter	4.5	Richardson	1.0
Barrow	4.0	Tuaolo	1.0
Rucker	3.0	Wells	0.5
Gilbert	2.5	<b>TEAM</b>	<b>35.0</b>
E. Jones	2.5	<b>OPPONENTS</b>	<b>51.0</b>

## F.GOALS

	1-19	20-29	30-39	40-49	50+
Cunningham	0/0	2/2	0/0	1/1	0/0
Kasay	1/1	8/8	6/6	5/6	2/4
<b>TEAM</b>	<b>1/1</b>	<b>10/10</b>	<b>6/6</b>	<b>6/7</b>	<b>2/4</b>
<b>OPPONENTS</b>	<b>0/0</b>	<b>5/5</b>	<b>8/11</b>	<b>6/8</b>	<b>0/1</b>

**Kasay:** (52G,53N)(0)(48G,21G)(43G,52N,43G,42G)  
 (19G)(21G,30G,23G)(31G,51G)(38G,28G,33G,22G)  
 (24G)(44G)(30G,24G,47N)(0)(20G,37G)(0)  
**Cunningham:** 0(0)(0)(0)(0)(0)(0)(0)(21G,43G)(0)(27G)  
**Opponents:** (46G,21G)(36G,40G,31G,49N)  
 (47N,37N,30N,39G)(31G)(38G,34G,40G)(29G)  
 (39G,24G)(0)(0)(38N,23G)(0)(44G,51N,29G)(40G)  
 (37G)(46G)(0)

## PANTHERS USUAL STARTERS

WR 87	Muhammad (15)	LE 97	Peter (9)
LT 75	C. Jones (16)	NT 90	Morabito (16)
LG 66	Campbell (10)	RT 94	Gilbert (16)
C 65	Garcia (16)	RE 99	Wiley (16)
RG 61	Redmon (15)	SLB 51	Greene (16)
RT 70	Tony (16)	MLB 95	Wells (10)
TE 85	Walls (16)	WLB 56	Barrow (16)
WR 81	Jeffers (10)	LCB 25	Davis (16)
QB 7	Beuerlein (16)	RCB 33	Evans (16)
FB 40	Floyd (16)	SS 46	Alexander (16)
HB 32	Blakabutuka (11)	FS 30	Minter (16)



# 2000 REGULAR SEASON STATISTICS

## WON 7, LOST 9

HEAD COACH GEORGE SEIFERT		3rd NFC WEST	
09/03	L 17-20	at Washington	80,257
09/10	W 38-22	at San Francisco	66,879
09/17	L 10-15	ATLANTA	66,498
10/01	L 13-16OT	DALLAS	68,909
10/08	W 26-3	SEATTLE	57,090
10/15	L 6-24	at New Orleans	50,015
10/22	W 34-16	SAN FRANCISCO	61,350
10/29	L 12-13	at Atlanta	46,178
11/05	W 27-24	at St. Louis	66,048
11/12	L 10-20	NEW ORLEANS	61,789
11/19	L 17-31	at Minnesota	64,208
11/27	W 31-14	GREEN BAY	62,518
12/03	W 16-3	ST. LOUIS	46,659
12/10	L 14-15	at Kansas City	77,481
12/17	W 30-22	SAN DIEGO	42,206
12/24	L 9-52	at Oakland	60,637

## STATISTIC

STATISTIC	CAR.	OPP.
<b>TOTAL FIRST DOWNS</b>	<b>304</b>	<b>304</b>
Rushing	63	107
Passing	201	184
Penalty	40	13
3rd Down: Made/Att	78/198	90/208
3rd Down Pct.	39.4	43.3
4th Down: Made/Att	8/14	6/19
4th Down Pct.	57.1	31.6
<b>POSSESSION AVG.</b>	<b>29:54</b>	<b>30:06</b>
<b>TOTAL NET YARDS</b>	<b>4654</b>	<b>5656</b>
Avg. Per Game	290.9	353.5
Total Plays	998	1005
Avg. Per Play	4.7	5.6
<b>NET YARDS RUSHING</b>	<b>1186</b>	<b>1944</b>
Avg. Per Game	74.1	121.5
Total Rushes	363	426
<b>NET YARDS PASSING</b>	<b>3468</b>	<b>3712</b>
Avg. Per Game	216.8	232.0
Sacked/Yards Lost	69/382	27/226
Gross Yards	3850	3938
Att./Completions	566/340	552/352
Completion Pct.	60.1	63.8
Had Intercepted	19	17
<b>PUNTS/AVERAGE</b>	<b>66/37.3</b>	<b>58/39.8</b>
Net Punting Avg.	66/33.8	58/32.3
<b>PENALTIES/YARDS</b>	<b>84/683</b>	<b>128/1073</b>
<b>FUMBLES/BALL LOST</b>	<b>25/16</b>	<b>37/21</b>
<b>TOUCHDOWNS</b>	<b>31</b>	<b>35</b>
Rushing	7	12
Passing	19	19
Returns	5	4

## SCORING

TD	Ru	Pa	Rt	PAT	FG	2	S	PT	
Nedney	0	0	0	0	20/20	26/28	0	0	98
Muhammad	6	0	6	0	0/0	0/0	0	0	36
Biakabutuka	4	2	2	0	0/0	0/0	0	0	24
Cunningham	0	0	0	0	9/9	5/7	0	0	24
Hayes	3	0	3	0	0/0	0/0	0	0	18
Hetherington	3	2	1	0	0/0	0/0	0	0	18
Byrd	2	0	2	0	0/0	0/0	0	0	12
Floyd	2	1	1	0	0/0	0/0	0	0	12
Walls	2	0	2	0	0/0	0/0	0	0	12
Beuerlein	1	1	0	0	0/0	1	0	8	6
Bates	1	0	1	0	0/0	0/0	0	0	6
Crawford	1	0	1	0	0/0	0/0	0	0	6
Evans	1	0	1	0	0/0	0/0	0	0	6
Hitchcock	1	0	1	0	0/0	0/0	0	0	6
Hoover	1	1	0	0	0/0	0/0	0	0	6
Mangum	1	0	1	0	0/0	0/0	0	0	6
Minter	1	0	1	0	0/0	0/0	0	0	6
Uwaezuoke	1	0	1	0	0/0	0/0	0	0	6
<b>TEAM</b>	<b>31</b>	<b>7</b>	<b>19</b>	<b>529</b>	<b>2931/35</b>	<b>1</b>	<b>0</b>	<b>310</b>	
<b>OPPONENTS</b>	<b>35</b>	<b>12</b>	<b>19</b>	<b>430</b>	<b>3120/30</b>	<b>2</b>	<b>3</b>	<b>310</b>	

## RUSHING

No	Yds	Avg	Long	TD	
Biakabutuka	173	627	3.6	43	2
Hoover	89	290	3.3	35	1
Beuerlein	44	106	2.4	15	1
Hetherington	23	65	2.8	14	2
Lewis	8	36	4.5	19	0
Floyd	16	33	2.1	8	1
Bates	5	13	2.6	8	0
Muhammad	2	12	6.0	8	0
Craig	2	4	2.0	5	0
Walter	1	0	0.0	0	0
<b>TEAM</b>	<b>363</b>	<b>1186</b>	<b>3.3</b>	<b>43</b>	<b>7</b>
<b>OPPONENTS</b>	<b>426</b>	<b>1944</b>	<b>4.6</b>	<b>42</b>	<b>12</b>

## RECEIVING

No	Yds	Avg	Long	TD	
Muhammad	102	1183	11.6	36	6
Hayes	66	926	14.0	43	3
Biakabutuka	34	341	10.0	25	2
Walls	31	422	13.6	54	2
Byrd	22	241	11.0	34	2
Mangum	19	215	11.3	31	1
Floyd	17	114	6.7	15	1
Hoover	15	112	7.5	16	1
Hetherington	14	116	8.3	19	1
Bates	5	38	7.6	23	0
Crawford	4	47	11.8	16	1
Uwaezuoke	4	46	11.5	21	0
Hankton	4	38	9.5	14	0
Craig	2	4	2.0	4	0
Kinchen	1	7	7.0	7	0
<b>TEAM</b>	<b>340</b>	<b>3850</b>	<b>11.3</b>	<b>54</b>	<b>19</b>
<b>OPPONENTS</b>	<b>352</b>	<b>3938</b>	<b>11.2</b>	<b>62</b>	<b>19</b>

## INTERCEPTIONS

No	Yds	Avg	Long	TD	
Davis	5	14	2.8	8	0
Hitchcock	3	116	38.7	88	1
Minter	2	38	19.0	30	1
Evans	2	17	8.5	17	0
Wells	1	14	14.0	14	0
Gilbert	1	0	0.0	0	0
Navies	1	0	0.0	0	0
Robinson	1	0	0.0	0	0
Woodall	1	0	0.0	0	0
<b>TEAM</b>	<b>17</b>	<b>199</b>	<b>11.7</b>	<b>88</b>	<b>2</b>
<b>OPPONENTS</b>	<b>19</b>	<b>365</b>	<b>19.2</b>	<b>46</b>	<b>2</b>

## PUNTING

No	Yds	Avg	Net	TB	IG	Lg	B	
Walter	64	2459	38.4	33.8	2	19	66	2
<b>TEAM</b>	<b>66</b>	<b>2459</b>	<b>37.3</b>	<b>33.8</b>	<b>2</b>	<b>19</b>	<b>66</b>	<b>2</b>
<b>OPPONENTS</b>	<b>58</b>	<b>2311</b>	<b>39.8</b>	<b>32.3</b>	<b>10</b>	<b>13</b>	<b>55</b>	<b>0</b>

## PUNT RET.

Ret	FC	Yds	Avg	Long	TD	
Uwaezuoke	10	6	173	17.3	64	1
Bates	7	3	31	4.4	12	0
Davis	2	2	24	12.0	20	0
Byrd	1	1	10	10.0	10	0
Hitchcock	1	0	0	0.0	0	0
<b>TEAM</b>	<b>21</b>	<b>12</b>	<b>238</b>	<b>11.3</b>	<b>64</b>	<b>1</b>
<b>OPPONENTS</b>	<b>25</b>	<b>22</b>	<b>187</b>	<b>7.5</b>	<b>36</b>	<b>0</b>

## KICKOFF RET.

No	Yds	Avg	Long	TD	
Bates	42	941	22.4	92	1
Byrd	9	172	19.1	30	0
Hetherington	2	21	10.5	11	0
Burks	1	25	25.0	25	0
R. Green	1	1	1.0	1	0
<b>TEAM</b>	<b>55</b>	<b>1160</b>	<b>21.1</b>	<b>92</b>	<b>1</b>
<b>OPPONENTS</b>	<b>64</b>	<b>1120</b>	<b>17.5</b>	<b>32</b>	<b>0</b>

## PASSING

Att	Cmp	Yds	Cmp%	Yd/Att	TD	TD%	Int	Int%	Lg	TK/LS	Rate	
Beuerlein	533	324	3730	60.8	7.00	19	3.6	18	3.4	54	62/331	79.7
Lewis	32	16	120	50.0	3.75	0	0.0	1	3.1	16	7/51	46.4
Walter	1	0	0	0.0	0.00	0	0.0	0	0.0	0	0/0	39.6
<b>TEAM</b>	<b>566</b>	<b>340</b>	<b>3850</b>	<b>60.1</b>	<b>6.80</b>	<b>19</b>	<b>3.4</b>	<b>19</b>	<b>3.4</b>	<b>54</b>	<b>69/382</b>	<b>77.7</b>
<b>OPPONENTS</b>	<b>552</b>	<b>352</b>	<b>3938</b>	<b>63.8</b>	<b>7.13</b>	<b>19</b>	<b>3.4</b>	<b>17</b>	<b>3.1</b>	<b>62</b>	<b>27/226</b>	<b>83.6</b>

## SCORE BY PERIODS

	1	2	3	4	OT	TOT
<b>TEAM</b>	<b>78</b>	<b>106</b>	<b>60</b>	<b>66</b>	<b>0</b>	<b>310</b>
<b>OPPONENTS</b>	<b>46</b>	<b>108</b>	<b>70</b>	<b>83</b>	<b>3</b>	<b>310</b>

## DEFENSE

TOT	S	A	QP	FF	FR	PD	
Minter	142	91	51	0	5	1	3
Robinson	118	69	49	0	1	3	1
Woodall	109	70	39	1	1	1	1
Towns	106	71	35	0	3	2	0
Evans	97	77	20	0	2	5	18
Wells	85	62	23	2	1	0	2
Davis	81	61	20	0	3	0	18
Gilbert	71	54	17	14	2	1	4
Rucker	52	34	18	7	1	0	1
Morabito	40	28	12	4	0	1	0
Lucas	38	21	17	3	1	1	2
Williams	37	23	14	7	1	0	1
Hitchcock	33	32	1	0	1	0	4
White	27	27	10	17	0	1	1
Navies	24	17	7	4	1	0	0
Peter	20	12	8	4	0	0	0
Anderson	19	13	6	0	0	0	2
Swann	18	10	8	8	0	0	5
McKinley	17	11	6	1	0	0	0
Richardson	5	3	2	0	0	0	1
Smith	5	3	2	0	0	0	0
Minor	4	0	4	0	0	0	0

## SACKS

Player	TOTAL	Morabito	2.0
Williams	6.0	Navies	2.0
White	5.5	Peter	2.0
Gilbert	4.0	Swann	1.0
Rucker	2.5	<b>TEAM</b>	<b>27.0</b>
Minter	2.0	<b>OPPONENTS</b>	<b>69.0</b>

## F.GOALS

	1-19	20-29	30-39	40-49	50+
Cunningham	0/0	3/5	2/2	0/0	0/0
Nedney	1/1	10/10	6/7	7/8	2/2
<b>TEAM</b>	<b>1/1</b>	<b>13/15</b>	<b>8/9</b>	<b>7/8</b>	<b>2/2</b>
<b>OPPONENTS</b>	<b>0/0</b>	<b>8/8</b>	<b>7/10</b>	<b>5/9</b>	<b>0/3</b>

**Nedney:** (0)(0)(44G,42G,22G,29G,34N)(52G,46G)(30G,38G)(35G,48G,25G,24G)(35G,54G,24G,46G)(38G)(28G)(26G)(20G,23G,37G)(48N)(18G)(46G,21G,51G)

**Cunningham:** (29G,27N)(24G)(25B,33G)(39G,23G) 000000000000

**Opponents:** (24G,21G)(0)(31G,50N,47N,27G)(27G,45N,24G)(42G)(51B,29G)(38G)(35G,46N,31G,42N)(28G,50N,37N)(33N,40G,42G)(43G)(0)(38G)(35G,24G,33G)(37B)(42G)

## PANTHERS USUAL STARTERS

WR 81	Hayes (15)	LE 92	White (16)
LT 75	Jones (11)	LT 90	Morabito (13)
LG 66	Campbell (14)	RT 94	Gilbert (15)
C 65	Garcia (16)	RE 96	Williams (14)
RG 63	Nesbitt (16)	SLB 95	Wells (14)
RT 70	Terry (16)	MLB 57	Towns (14)
TE 85	Walls (8)	WLB 54	Woodall (16)
WR 87	Muhammad (16)	LCB 25	Davis (16)
QB 7	Beuerlein (16)	RCB 33	Evans (16)
FB 40	Floyd (8)	SS 30	Minter (16)
RB 21	Biakabutuka (11)	FS 41	Robinson (16)

# 2001 REGULAR SEASON STATISTICS

## WON 1, LOST 15

HEAD COACH GEORGE SEIFERT		5th NFC WEST	
09/09	W 24-13	at Minnesota	64,108
09/23	L 16-24	at Atlanta	49,312
09/30	L 7-28	GREEN BAY	67,417
10/07	L 14-24	at San Francisco	66,944
10/14	L 25-27	NEW ORLEANS	46,744
10/21	L 14-17OT	at Washington	74,480
10/28	L 12-13	NEW YORK JETS	59,253
11/04	L 6-23	at Miami	72,597
11/11	L 14-48	at St. Louis	66,069
11/18	L 22-25OT	SAN FRANCISCO	58,054
11/25	L 7-10	ATLANTA	50,219
12/02	L 23-27	at New Orleans	70,020
12/09	L 24-25	at Buffalo	44,549
12/23	L 32-38	ST. LOUIS	47,873
12/30	L 7-30	ARIZONA	43,272
01/06	L 6-38	NEW ENGLAND	21,070

## STATISTIC

STATISTIC	CAR.	OPP.
<b>TOTAL FIRST DOWNS</b>	<b>236</b>	<b>304</b>
Rushing	68	106
Passing	144	187
Penalty	24	11
3rd Down: Made/Att	67/219	97/233
3rd Down Pct.	30.6	41.6
4th Down: Made/Att	5/21	7/10
4th Down Pct.	23.8	70.0
<b>POSSESSION AVG.</b>	<b>27.30</b>	<b>32.30</b>
<b>TOTAL NET YARDS</b>	<b>4254</b>	<b>5943</b>
Avg. Per Game	265.9	371.4
Total Plays	965	1057
Avg. Per Play	4.4	5.6
<b>NET YARDS RUSHING</b>	<b>1372</b>	<b>2301</b>
Avg. Per Game	85.8	143.8
Total Rushes	354	521
<b>NET YARDS PASSING</b>	<b>2882</b>	<b>3642</b>
Avg. Per Game	180.1	227.6
Sacked/Yards Lost	32/216	26/167
Gross Yards	3098	3809
Att./Completions	579/314	510/306
Completion Pct.	54.2	60.0
Had Intercepted	22	24
<b>PUNTS/AVERAGE</b>	<b>94/47.0</b>	<b>85/40.7</b>
Net Punting Avg.	94/38.9	85/34.6
<b>PENALTIES/YARDS</b>	<b>87/747</b>	<b>96/793</b>
<b>FUMBLES/BALL LOST</b>	<b>33/13</b>	<b>27/12</b>
<b>TOUCHDOWNS</b>	<b>27</b>	<b>48</b>
Rushing	9	13
Passing	12	25
Returns	6	10

## SCORING

Kasay	TD	Ru	Pa	PAT	FG	2 S	PT
Kasay	0	0	0	22/23	23/28	0	91
Weinke	6	6	0	0	0	0	36
Walls	5	0	5	0	0	0	30
Huntley	3	2	1	0	0	0	18
Smith	3	0	0	3	0	0	18
Hayes	2	0	2	0	0	0	12
Mangum	2	0	2	0	0	0	12
Anderson	1	0	0	1	0	0	6
Biakabutuka	1	1	0	0	0	0	6
Byrd	1	0	0	1	0	0	6
Crawford	1	0	0	1	0	0	6
Evans	1	0	0	1	0	0	6
Muhammad	1	0	0	1	0	0	6
<b>TEAM</b>	<b>27</b>	<b>9</b>	<b>12</b>	<b>6</b>	<b>22/23</b>	<b>23/28</b>	<b>0</b>
<b>OPPONENTS</b>	<b>48</b>	<b>13</b>	<b>25</b>	<b>10</b>	<b>43/44</b>	<b>25/30</b>	<b>0</b>

## SCORE BY PERIODS

	1	2	3	4	OT	TOT
<b>TEAM</b>	<b>50</b>	<b>83</b>	<b>52</b>	<b>68</b>	<b>0</b>	<b>253</b>
<b>OPPONENTS</b>	<b>78</b>	<b>114</b>	<b>112</b>	<b>100</b>	<b>6</b>	<b>410</b>

## RUSHING

No	Yds	Avg	Long	TD
Huntley	165	665	4.0	25
Biakabutuka	53	230	4.3	27
Goings	66	197	3.0	16
Weinke	37	128	3.5	23
Hoover	17	71	4.2	10
Smith	4	43	10.8	39
Craig	3	20	6.7	13
Hetherington	5	12	2.4	8
Lytle	2	8	4.0	4
Sauerbrun	1	0	0.0	0
Byrd	1	-2	-2.0	-2
<b>TEAM</b>	<b>354</b>	<b>1372</b>	<b>3.9</b>	<b>39</b>
<b>OPPONENTS</b>	<b>521</b>	<b>2301</b>	<b>4.4</b>	<b>71</b>

## RECEIVING

No	Yds	Avg	Long	TD
Hayes	52	597	11.5	48
Muhammad	50	585	11.7	43
Walls	43	452	10.5	25
Byrd	37	492	13.3	42
Hoover	26	185	7.1	19
Hetherington	23	124	5.4	15
Huntley	21	101	4.8	23
Mangum	15	89	5.9	11
Jeffers	14	127	9.1	21
Biakabutuka	12	121	10.1	47
Smith	10	154	15.4	33
Goings	8	39	4.9	11
Broughton	2	22	11.0	13
Crawford	1	10	10.0	10
<b>TEAM</b>	<b>314</b>	<b>3098</b>	<b>9.9</b>	<b>48</b>
<b>OPPONENTS</b>	<b>306</b>	<b>3809</b>	<b>12.4</b>	<b>94</b>

## INTERCEPTIONS

No	Yds	Avg	Long	TD
Evans	8	126	15.8	49
Grant	5	96	19.2	43
Hitchcock	3	65	21.7	35
Minter	2	32	16.0	30
Buckner	1	29	29.0	29
Howard	1	16	16.0	16
Morgan	1	10	10.0	10
Anderson	1	0	0.0	0
Towns	1	0	0.0	0
J. Williams	1	0	0.0	0
<b>TEAM</b>	<b>24</b>	<b>374</b>	<b>15.6</b>	<b>49</b>
<b>OPPONENTS</b>	<b>22</b>	<b>432</b>	<b>19.6</b>	<b>76</b>

## PUNTING

No	Yds	Avg	Net	TB	I20	Lg	B
Sauerbrun	93	4419	47.5	38	17	35	73
<b>TEAM</b>	<b>94</b>	<b>4419</b>	<b>47.0</b>	<b>38</b>	<b>17</b>	<b>35</b>	<b>73</b>
<b>OPPONENTS</b>	<b>85</b>	<b>3457</b>	<b>40.7</b>	<b>34</b>	<b>6</b>	<b>5</b>	<b>24</b>

## PUNT RET.

Ret	FC	Yds	Avg	Long	TD
Smith	34	10	364	10.7	70
Byrd	5	2	56	11.2	22
<b>TEAM</b>	<b>39</b>	<b>12</b>	<b>420</b>	<b>10.8</b>	<b>70</b>
<b>OPPONENTS</b>	<b>42</b>	<b>19</b>	<b>425</b>	<b>10.1</b>	<b>68</b>

## KICKOFF RET.

No	Yds	Avg	Long	TD
Smith	56	1431	25.6	99
Byrd	10	225	22.5	26
Hetherington	4	31	7.8	12
Broughton	3	46	15.3	26
Crawford	1	8	8.0	8
Hoover	1	8	8.0	8
Huntley	1	20	20.0	20
<b>TEAM</b>	<b>76</b>	<b>1769</b>	<b>23.3</b>	<b>99</b>
<b>OPPONENTS</b>	<b>60</b>	<b>1340</b>	<b>22.3</b>	<b>46</b>

## PASSING

Att	Cmp	Yds	Cmp%	Yd/Att	TD	TD%	Int	Int%	Lg	TK/LS	Rate
Weinke	540	293	2931	54.3	5.43	11	2.0	19	3.5	48	26/177
Lytle	30	17	133	56.7	4.43	1	3.3	3	10.0	28	3/24
Craig	8	4	34	50.0	4.25	0	0.0	0	0.0	18	2/15
Huntley	1	0	0	0.0	0.00	0	0.0	0	0.0	0	1/0
<b>TEAM</b>	<b>579</b>	<b>314</b>	<b>3098</b>	<b>54.2</b>	<b>5.35</b>	<b>12</b>	<b>2.1</b>	<b>22</b>	<b>3.8</b>	<b>48</b>	<b>32/167</b>
<b>OPPONENTS</b>	<b>510</b>	<b>306</b>	<b>3809</b>	<b>60.0</b>	<b>7.47</b>	<b>25</b>	<b>4.9</b>	<b>24</b>	<b>4.7</b>	<b>94</b>	<b>26/216</b>

## DEFENSE

TOT	S	A	QP	FF	FR	PD
Minter	108	65	43	-	4	1
Towns	101	70	31	-	2	-
Evans	83	59	24	-	1	-
Morgan	75	47	28	2	-	1
Grant	74	48	26	-	-	12
Rucker	72	47	25	9	4	1
Hambrick	62	44	18	1	-	1
Chester	55	36	19	3	-	1
Williams	54	34	20	7	-	-
Hitchcock	53	44	9	-	-	11
Jenkins	52	36	16	2	-	1
Buckner	50	36	14	6	-	5
Anderson	48	42	6	-	1	2
Wells	45	27	18	-	1	-
Gilbert	32	22	10	6	-	-
Slade	31	19	12	6	1	-
Hemsley	28	17	11	-	-	-
Navies	26	19	7	-	-	-
Lucas	21	14	7	-	-	-
Minor	16	12	4	1	-	-
Howard	14	11	3	-	-	-
Peter	13	9	4	3	-	-
Cooper	11	11	-	-	1	-
Richardson	10	8	2	-	1	-
Wilson	8	5	3	-	-	-
Harper	4	4	-	-	-	-
Miem	3	2	1	1	-	-
Killings	2	2	-	1	-	-
Hawkes	1	1	-	-	-	-
Posey	1	1	-	-	-	-

## SACKS

Player	TOTAL	Lucas	1.0
Rucker	9.0	Morgan	1.0
Buckner	4.5	Williams	1.0
Slade	2.5	Chester	0.5
Gilbert	2.0	Wilson	0.5
Jenkins	2.0	<b>TEAM</b>	<b>26.0</b>
Grant	1.0	<b>OPPONENTS</b>	<b>32.0</b>
Howard	1.0		

## F.GOALS

Kasay	1-19	20-29	30-39	40-49	50+
Kasay	0/0	10/10	4/4	7/9	2/5
<b>TEAM</b>	<b>0/0</b>	<b>10/10</b>	<b>4/4</b>	<b>7/9</b>	<b>2/5</b>
<b>OPPONENTS</b>	<b>2/2</b>	<b>9/9</b>	<b>7/9</b>	<b>7/10</b>	<b>0/0</b>

Kasay: (236)(30G,26G,31G)0(466,52G)0  
(45G,45G)(27G,20G,51N)(53N)(25G,41G,28G)  
(1)(47G,23G,51G)(37/47N,22G,29G,30G,46G)  
(44N,52N)(29G,40G)

Opponents: (41N)(25G)(42G,46G,37N)(40G)  
(30G,39G)(32N,23G)(43G,34G)(36G,45G,29G)  
(25G,35G)(26G)(39G)(42G,24G)(20G,27G)(45N,  
33G,45N)(41G,18G,26G)(19G)

## PANTHERS USUAL STARTERS

WR 87	Muhammad (11)	LE 96	Williams (13)
LT 75	Stuessie (16)	RT 99	Buckner (10)
LG 63	Nesbit (15)	RE 77	Jenkins (11)
C 60	Mitchell (15)	RF 93	Rucker (16)
RG 65	Donnalley (6)	SLB 55	Morgan (8)
RT 70	Terry (15)	MLB 57	Towns (15)
TE 85	Walls (14)	WLB 59	Hambrick (7)
WR 81	Hayes (15)	LCB 46	Anderson (9)



# 2003 REGULAR SEASON STATISTICS

## WON 11, LOST 5

HEAD COACH JOHN FOX			1st NFC SOUTH
09/07	W	24-23	JACKSONVILLE 72,134
09/14	W	12-9 OT	at Tampa Bay 65,621
09/28	W	23-3	ATLANTA 72,765
10/05	W	19-13	NEW ORLEANS 72,496
10/12	W	23-20 OT	at Indianapolis 57,082
10/19	L	17-37	TENNESSEE 72,851
10/26	W	23-20 OT	at New Orleans 68,370
11/02	L	10-14	at Houston 70,052
11/09	W	27-24	TAMPA BAY 73,245
11/16	W	20-17	WASHINGTON 73,263
11/23	L	20-24	at Dallas 63,871
11/30	L	16-25	PHILADELPHIA 72,977
12/07	L	14-20 OT	at Atlanta 70,079
12/14	W	20-17	at Arizona 23,217
12/21	W	20-14	DETROIT 72,835
12/28	W	37-24	at New York Giants 78,130
<b>NFC WILD CARD PLAYOFF</b>			
01/03	W	29-10	DALLAS 72,324
<b>NFC DIVISIONAL PLAYOFF</b>			
01/10	W	29-23	at St. Louis (2OT) 66,165
<b>NFC CHAMPIONSHIP</b>			
01/18	W	14-3	at Philadelphia 67,862
<b>SUPER BOWL XXXVIII</b>			
02/01	L	29-32	vs New England 71,525

### RUSHING

	No	Yds	Avg	Long	TD
Davis	318	1444	4.5	40	8
Foster	113	429	3.8	21	0
Goings	10	69	6.9	17	0
Smart	20	49	2.5	6	0
S. Smith	11	42	3.8	14	0
Delhomme	42	39	0.9	9	1
Hoover	6	21	3.5	5	0
Muhammad	2	-2	-1.0	0	0
<b>TEAM</b>	<b>522</b>	<b>2091</b>	<b>4.0</b>	<b>40</b>	<b>9</b>
<b>OPPONENTS</b>	<b>434</b>	<b>1722</b>	<b>4.0</b>	<b>43</b>	<b>10</b>

### RECEIVING

	No	Yds	Avg	Long	TD
S. Smith	88	1110	12.6	67	7
Muhammad	54	837	15.5	60	3
Proehl	27	389	14.4	66	4
Foster	26	207	8.0	47	2
Mangum	17	199	11.7	34	0
Davis	14	159	11.4	25	0
Goings	12	97	8.1	14	1
Hoover	12	72	6.0	17	1
Wiggins	8	80	10.0	23	1
Seidman	5	35	7.0	14	0
Smart	3	11	3.7	5	0
Hankton	2	27	13.5	15	0
Dyson	2	15	7.5	9	0
<b>TEAM</b>	<b>270</b>	<b>3238</b>	<b>12.0</b>	<b>67</b>	<b>19</b>
<b>OPPONENTS</b>	<b>299</b>	<b>3215</b>	<b>10.8</b>	<b>65</b>	<b>19</b>

### DEFENSE

	TOT	S	A	QP	FF	FR	PD
Minter	124	83	41	5	1	-	7
Witherspoon	114	76	38	7	-	-	4
Grant	105	68	37	6	-	-	13
Morgan	90	57	33	7	1	2	3
Favors	82	55	27	1	1	-	1
Howard	78	56	22	3	1	-	8
Rucker	73	56	17	2	1	-	1
Peppers	65	48	17	32	3	-	6
Jenkins	59	41	18	10	1	1	3
Manning	59	49	10	-	2	-	1
Cousin	57	40	17	3	-	-	5
Allen	52	26	26	2	1	-	2
Wallace	38	25	13	9	-	-	2
Burton	32	21	11	1	-	-	3
Buckner	31	20	11	1	-	-	3
Towns	17	12	5	-	-	-	-
Moorehead	13	4	9	4	-	-	1
Wesley	8	6	2	1	1	1	4
Rasmussen	5	4	1	1	1	-	-
Caldwell	3	1	2	-	-	-	-
Cooper	3	1	2	-	-	-	-
Branch	2	1	1	-	-	-	-
Hampton	2	2	-	-	-	-	-
Pittman	1	-	1	-	-	-	-

### STATISTIC

STATISTIC	CAR.	OPP.
<b>TOTAL FIRST DOWNS</b>	<b>284</b>	<b>274</b>
Rushing	114	83
Passing	146	161
Penalty	24	30
3rd Down: Made/Att	78/219	78/225
3rd Down Pct.	35.6	34.7
4th Down: Made/Att	6/11	5/16
4th Down Pct.	54.5	31.3
<b>POSSESSION AVG.</b>	<b>30:27</b>	<b>29:33</b>
<b>TOTAL NET YARDS</b>	<b>5141</b>	<b>4725</b>
Avg. Per Game	321.3	295.3
Total Plays	1008	996
Avg. Per Play	5.1	4.7
<b>NET YARDS RUSHING</b>	<b>2091</b>	<b>1722</b>
Avg. Per Game	130.7	107.6
Total Rushes	522	434
<b>NET YARDS PASSING</b>	<b>3050</b>	<b>3003</b>
Avg. Per Game	190.6	187.7
Sacked/Yards Lost	26/188	40/212
Gross Yards	3238	3215
Att./Completions	460/270	522/299
Completion Pct.	58.7	57.3
Had Intercepted	16	16
<b>PUNTS/AVERAGE</b>	<b>81/42.8</b>	<b>90/42.0</b>
Net Punting Avg.	81/35.6	90/35.8
<b>PENALTIES/YARDS</b>	<b>116/966</b>	<b>111/1011</b>
<b>FUMBLES/BALL LOST</b>	<b>33/15</b>	<b>20/10</b>
<b>TOUCHDOWNS</b>	<b>33</b>	<b>35</b>
Rushing	9	10
Passing	19	19
Returns	5	6

### INTERCEPTIONS

	No	Yds	Avg	Long	TD
Minter	3	100	33.3	35	2
Manning	3	33	11.0	27	1
Grant	3	25	8.3	25	0
Wallace	2	58	29.0	53	0
Howard	2	2	1.0	2	0
Burton	1	10	10.0	10	0
Witherspoon	1	10	10.0	10	0
Rucker	1	0	0.0	0	0
<b>TEAM</b>	<b>16</b>	<b>238</b>	<b>14.9</b>	<b>53</b>	<b>3</b>
<b>OPPONENTS</b>	<b>16</b>	<b>225</b>	<b>14.1</b>	<b>44</b>	<b>2</b>

### PUNTING

	No	Yds	Avg	Net	TB	I20	Lg	B
Sauerbrun	77	3433	44.6	35.6	9	22	64	3
Kasay	1	33	33.0	33.0	0	1	33	0
<b>TEAM</b>	<b>81</b>	<b>3466</b>	<b>42.8</b>	<b>35.6</b>	<b>9</b>	<b>23</b>	<b>64</b>	<b>3</b>
<b>OPPONENTS</b>	<b>90</b>	<b>3778</b>	<b>42.0</b>	<b>35.8</b>	<b>5</b>	<b>31</b>	<b>59</b>	<b>1</b>

### PUNT RET.

	Ret	FC	Yds	Avg	Long	TD
S. Smith	44	14	439	10.0	53	1
Dyson	1	1	14	14.0	14	0
<b>TEAM</b>	<b>45</b>	<b>15</b>	<b>453</b>	<b>10.1</b>	<b>53</b>	<b>1</b>
<b>OPPONENTS</b>	<b>35</b>	<b>12</b>	<b>402</b>	<b>11.5</b>	<b>89</b>	<b>1</b>

### KICKOFF RET.

	No	Yds	Avg	Long	TD
Smart	41	947	23.1	100	1
S. Smith	11	309	28.1	42	0
Proehl	2	34	17.0	19	0
Seidman	2	24	12.0	17	0
Hoover	1	0	0.0	0	0
Muhammad	1	2	2.0	2	0
Rasmussen	1	16	16.0	16	0
Wallace	1	13	13.0	13	0
Wiggins	0	0	-	-	0
<b>TEAM</b>	<b>60</b>	<b>1345</b>	<b>22.4</b>	<b>100</b>	<b>1</b>
<b>OPPONENTS</b>	<b>70</b>	<b>1425</b>	<b>20.4</b>	<b>53</b>	<b>0</b>

### SACKS

Player	TOTAL	Grant	Rasmussen
Rucker	12.0	-	1.0
Peppers	7.0	Wesley	1.0
Jenkins	5.0	Witherspoon	1.0
Wallace	5.0	Buckner	0.5
Burton	2.0	Howard	0.5
Cousin	2.0	<b>TEAM</b>	<b>40.0</b>
Allen	1.0	<b>OPPONENTS</b>	<b>26.0</b>

### F.GOALS

	1-19	20-29	30-39	40-49	50+
Kasay	0/0	13/13	6/8	11/13	2/4
<b>TEAM</b>	<b>0/0</b>	<b>13/13</b>	<b>6/8</b>	<b>11/13</b>	<b>2/4</b>
<b>OPPONENTS</b>	<b>0/0</b>	<b>7/7</b>	<b>7/11</b>	<b>7/11</b>	<b>0/3</b>

**Kasay:** (49G)(28G,35G,20G,47G)(53G,23G,38G)  
 (49G,23G)(29G,23G,47G)(53G)(24G,29G,31G)(23G)  
 (48G,45G)(25G,47N,54N,26G)(44G,52N,34G)(20G,  
 32N,38N,49N)(21G,49G)(42G,44G)(42G,33G,34G)  
**Opponents:** (40G,55B)(38B,41G,47B)(55N,28G)  
 (38G,57N,26G)(39G,22G)(40G,32G,34G)(46G,42G)(1  
 (39G)(46N,23G)(24G,49N,44N)(35G,48G,38G,29G)  
 (36N,34N)(35N,44G)(1)(28G)

### PANTHERS USUAL STARTERS

WR 87 Muhammad (15)	LE 90 Peppers (16)
LT 75 Steussie (16)	LT 99 Buckner (11)
LG 78 James (16)	RT 77 Jenkins (16)
C 60 Mitchell (15)	RE 93 Rucker (13)
RG 65 Donnalley (16)	SLB 53 Favors (13)
RT 69 Gross (16)	MLB 55 Morgan (11)
TE 86 Mangum (11)	WLB 54 Witherspoon (12)
WR 89 S.Smith (11)	LCB 21 Cousin (12)
QB 17 Delhomme (15)	RCB 23 Howard (15)
FB 45 Hoover (9)	SS 30 Minter (16)
RB 48 Davis (14)	FS 27 Grant (16)

### SCORE BY PERIODS

	1	2	3	4	OT	TOT
<b>TEAM</b>	<b>73</b>	<b>70</b>	<b>87</b>	<b>86</b>	<b>9</b>	<b>325</b>
<b>OPPONENTS</b>	<b>41</b>	<b>94</b>	<b>44</b>	<b>119</b>	<b>6</b>	<b>304</b>

### SCORING

	TD	Ru	Pa	Rt	PAT	FG	2	S	PT
Kasay	0	0	0	0	29/30	32/38	0	0	125
Davis	8	8	0	0	0	0	0	0	48
S. Smith	8	0	7	1	0	0	0	0	48
Proehl	4	0	4	0	0	0	0	0	24
Muhammad	3	0	3	0	0	0	0	0	18
Foster	2	0	2	0	0	0	0	0	12
Minter	2	0	2	0	0	0	0	0	12
Delhomme	1	1	0	0	0	0	0	0	6
Goings	1	0	1	0	0	0	0	0	6
Hoover	1	0	1	0	0	0	0	0	6
Manning	1	0	1	0	0	0	0	0	6
Smart	1	0	1	0	0	0	0	0	6
Wiggins	1	0	1	0	0	0	0	0	6
<b>TEAM</b>	<b>33</b>	<b>9</b>	<b>19</b>	<b>5</b>	<b>29/30</b>	<b>32/38</b>	<b>0</b>	<b>0</b>	<b>325</b>
<b>OPPONENTS</b>	<b>35</b>	<b>10</b>	<b>19</b>	<b>6</b>	<b>31/32</b>	<b>31/32</b>	<b>0</b>	<b>0</b>	<b>304</b>

### PASSING

	Att	Cmp	Yds	Cmp%	Yd/Att	TD	TD%	Int	Int%	Lg	TK/LS	Rate
Delhomme	449	266	3219	59.2	7.17	19	4.2	16	3.6	67	23/168	80.6
Peele	10	4	19	40.0	1.90	0	0.0	0	0.0	8	3/20	47.9
Sauerbrun	1	0	0	0.0	0.00	0	0.0	0	0.0	0	0/0	39.6
<b>TEAM</b>	<b>460</b>	<b>270</b>	<b>3238</b>	<b>58.7</b>	<b>7.04</b>	<b>19</b>	<b>4.1</b>	<b>16</b>	<b>3.5</b>	<b>67</b>	<b>26/188</b>	<b>79.6</b>
<b>OPPONENTS</b>	<b>522</b>	<b>299</b>	<b>3215</b>	<b>57.3</b>	<b>6.16</b>	<b>19</b>	<b>3.6</b>	<b>16</b>	<b>3.1</b>	<b>65</b>	<b>40/212</b>	<b>74.8</b>

# 2004 REGULAR SEASON STATISTICS

## WON 7, LOST 9

		3rd NFC SOUTH	
HEAD COACH JOHN FOX			
09/13	L 14-24	GREEN BAY	73,656
09/19	W 28-17	at Kansas City	78,136
10/03	L 10-27	ATLANTA	73,461
10/10	L 17-20	at Denver	75,072
10/17	L 8-30	at Philadelphia	67,707
10/24	L 6-17	SAN DIEGO	73,096
10/31	L 17-23	at Seattle	66,214
11/07	L 24-27	OAKLAND	73,518
11/14	W 37-27	at San Francisco	63,618
11/21	W 35-10	ARIZONA	72,796
11/28	W 21-14	TAMPA BAY	73,124
12/05	W 32-21	at New Orleans	58,878
12/12	W 20-7	ST. LOUIS	73,306
12/18	L 31-34 OT	at Atlanta	70,845
12/26	W 37-20	at Tampa Bay	65,380
01/02	L 18-21	NEW ORLEANS	73,302

## STATISTIC

	CAR.	OPP.
<b>TOTAL FIRST DOWNS</b>	<b>308</b>	<b>307</b>
Rushing	85	98
Passing	192	177
Penalty	31	32
3rd Down: Made/Att	83/206	99/215
3rd Down Pct.	40.3	46.0
4th Down: Made/Att	3/8	6/12
4th Down Pct.	37.5	50.0
<b>POSSESSION AVG.</b>	<b>29:56</b>	<b>30:04</b>
<b>TOTAL NET YARDS</b>	<b>5225</b>	<b>5382</b>
Avg. Per Game	326.6	336.4
Total Plays	991	1021
Avg. Per Play	5.3	5.3
<b>NET YARDS RUSHING</b>	<b>1582</b>	<b>1904</b>
Avg. Per Game	98.9	119.0
Total Rushes	422	474
<b>NET YARDS PASSING</b>	<b>3643</b>	<b>3478</b>
Avg. Per Game	227.7	217.4
Sacked/Yards Lost	33/246	34/225
Gross Yards	3889	3703
Att./Completions	536/311	513/303
Completion Pct.	58.0	59.1
Had Intercepted	15	26
<b>PUNTS/AVERAGE</b>	<b>79/43.1</b>	<b>64/41.1</b>
Net Punting Avg.	79/36.9	64/37.9
<b>PENALTIES/YARDS</b>	<b>123/1020</b>	<b>117/1078</b>
<b>FUMBLES/BALL LOST</b>	<b>23/11</b>	<b>29/12</b>
<b>TOUCHDOWNS</b>	<b>42</b>	<b>40</b>
Rushing	10	19
Passing	29	18
Returns	3	3

## SCORING

	TD	Ru	Pa	Rt	PAT	FG	2	S	PT
Muhammad	16	0	16	0	0	0	0	0	96
Kasay	0	0	0	0	27/28	19/22	0	0	84
Goings	7	6	1	0	0	0	0	0	42
Colbert	5	0	5	0	1	0	32	0	32
Mangum	3	0	3	0	0	0	18	0	18
Seidman	2	0	2	0	0	0	14	0	14
Foster	2	2	0	0	0	0	12	0	12
Hoover	2	0	2	0	0	0	12	0	12
Peppers	2	0	2	0	0	0	12	0	12
Chandler	0	0	0	0	8/8	0/2	0	0	8
Sauerbrun	0	0	0	0	4/4	1/1	0	0	7
Bennett	1	1	0	0	0	0	6	0	6
Delhomme	1	1	0	0	0	0	6	0	6
Moorehead	1	0	1	0	0	0	6	0	6
<b>TEAM</b>	<b>42</b>	<b>10</b>	<b>29</b>	<b>3</b>	<b>39/40</b>	<b>20/25</b>	<b>0</b>	<b>0</b>	<b>355</b>
<b>OPPONENTS</b>	<b>40</b>	<b>19</b>	<b>18</b>	<b>3</b>	<b>39/39</b>	<b>20/28</b>	<b>0</b>	<b>0</b>	<b>339</b>

## PUNT RET.

	Ret	FC	Yds	Avg	Long	TD
Broussard	10	8	43	4.3	13	0
Gamble	9	2	69	7.7	16	0
Baker	8	3	49	6.1	18	0
Hawkins	1	0	4	4.0	4	0
Smith	0	1	0	---	---	0
<b>TEAM</b>	<b>28</b>	<b>14</b>	<b>165</b>	<b>5.9</b>	<b>18</b>	<b>0</b>
<b>OPPONENTS</b>	<b>38</b>	<b>12</b>	<b>303</b>	<b>8.0</b>	<b>34</b>	<b>0</b>

## RUSHING

	No	Yds	Avg	Long	TD
Goings	217	821	3.8	57	6
Foster	59	255	4.3	71	2
Hoover	68	246	3.6	16	0
Davis	24	92	3.8	12	0
Delhomme	25	71	2.8	13	1
Harris	15	53	3.5	19	0
Bennett	6	17	2.8	11	1
Muhammad	3	15	5.0	13	0
Proehl	1	9	9.0	9	0
Smart	3	4	1.3	3	0
Peete	1	-1	-1.0	-1	0
<b>TEAM</b>	<b>422</b>	<b>1582</b>	<b>3.7</b>	<b>71</b>	<b>10</b>
<b>OPPONENTS</b>	<b>474</b>	<b>1904</b>	<b>4.0</b>	<b>71</b>	<b>19</b>

## RECEIVING

	No	Yds	Avg	Long	TD
Muhammad	93	1405	15.1	51	16
Colbert	47	754	16.0	63	5
Goings	45	394	8.8	37	1
Proehl	34	497	14.6	34	0
Mangum	34	323	9.5	26	3
Hoover	21	161	7.7	34	2
Seidman	13	123	9.5	27	2
Foster	9	76	8.4	42	0
Smith	6	60	10.0	15	0
Gaines	4	34	8.5	14	0
Davis	2	32	16.0	22	0
Hankton	2	25	12.5	20	0
Smart	1	5	5.0	5	0
Peppers	0	0	---	0	0
Ross	0	0	---	0	0
<b>TEAM</b>	<b>311</b>	<b>3889</b>	<b>12.5</b>	<b>63</b>	<b>29</b>
<b>OPPONENTS</b>	<b>303</b>	<b>3703</b>	<b>12.2</b>	<b>75</b>	<b>18</b>

## INTERCEPTIONS

	No	Yds	Avg	Long	TD
Gamble	6	15	2.5	13	0
Witherspoon	4	48	12.0	25	0
Manning	4	46	11.5	30	0
Branch	3	79	26.3	76	0
Peppers	2	143	71.5	97	1
Morgan	2	20	10.0	11	0
Allen	1	21	21.0	21	0
Moorehead	1	17	17.0	17	1
Fields	1	14	14.0	14	0
Hawkins	1	9	9.0	9	0
Buckner	1	8	8.0	8	0
<b>TEAM</b>	<b>26</b>	<b>420</b>	<b>16.2</b>	<b>97</b>	<b>2</b>
<b>OPPONENTS</b>	<b>15</b>	<b>321</b>	<b>21.4</b>	<b>64</b>	<b>3</b>

## PUNTING

	No	Yds	Avg	Net	TB10	Lg	B
Sauerbrun	76	3351	44.1	37.5	8	25	65
Kasay	2	51	25.5	15.5	1	0	34
<b>TEAM</b>	<b>79</b>	<b>3402</b>	<b>43.1</b>	<b>36.9</b>	<b>9</b>	<b>25</b>	<b>65</b>
<b>OPPONENTS</b>	<b>64</b>	<b>2630</b>	<b>41.1</b>	<b>37.9</b>	<b>2</b>	<b>21</b>	<b>67</b>

## KICKOFF RET.

	No	Yds	Avg	Long	TD
Smart	41	947	23.1	100	1
Robertson	6	180	30.0	49	0
Broussard	24	555	23.1	49	0
Bennett	8	177	22.1	43	0
Smart	8	169	21.1	33	0
Proehl	3	64	21.3	27	0
Baker	2	39	19.5	23	0
Colbert	2	30	15.0	19	0
Foster	2	16	8.0	14	0
Hoover	2	30	15.0	16	0
Seidman	2	20	10.0	12	0
Whiteley LG	2	33	16.5	20	0
Rasmussen	1	12	12.0	12	0
Wesley	1	15	15.0	15	0
<b>TEAM</b>	<b>61</b>	<b>1307</b>	<b>21.4</b>	<b>49</b>	<b>0</b>
<b>OPPONENTS</b>	<b>69</b>	<b>1477</b>	<b>21.4</b>	<b>66</b>	<b>0</b>

## PASSING

	Att	Cmp	Yds	Cmp%	Yd/Att	TD	TD%	Int	Int%	Lg	TK/LS	Rate
Delhomme	533	310	3886	58.2	7.29	29	5.4	15	2.8	63	33/246	87.3
Peete	1	1	3	100.0	3.00	0	0.0	0	0.0	3	0/0	79.2
Proehl	1	0	0	0.0	0.00	0	0.0	0	0.0	0	0/0	39.6
Smith	1	0	0	0.0	0.00	0	0.0	0	0.0	0	0/0	39.6
<b>TEAM</b>	<b>536</b>	<b>311</b>	<b>3889</b>	<b>58.0</b>	<b>7.26</b>	<b>29</b>	<b>5.4</b>	<b>15</b>	<b>2.8</b>	<b>63</b>	<b>33/246</b>	<b>87.0</b>
<b>OPPONENTS</b>	<b>513</b>	<b>303</b>	<b>3703</b>	<b>59.1</b>	<b>7.22</b>	<b>18</b>	<b>3.5</b>	<b>26</b>	<b>5.1</b>	<b>75</b>	<b>34/225</b>	<b>72.0</b>

## DEFENSE

	TOT	S	A	QP	FF	FR	PD
Witherspoon	110	82	28	4	2	1	5
Morgan	109	75	34	7	1	2	5
Minter	94	45	49	1	1	2	13
Peppers	85	63	22	31	4	1	6
Gamble	84	65	19	-	1	-	12
Manning Jr.	80	54	26	1	-	-	5
Branch	67	39	28	2	-	-	5
Rucker	65	43	22	23	-	-	4
Fields	60	48	12	5	1	1	3
Buckner	55	35	20	14	1	-	4
Moorehead	50	36	14	6	-	-	2
Hawkins	36	24	12	2	3	-	5
Short	36	24	12	-	1	-	-
Ciurciu	33	25	8	-	-	-	-
Wallace	30	22	8	4	2	1	-
Allen	22	12	10	1	-	-	-
Carstens	14	9	5	-	-	-	1
Jenkins	12	8	4	-	-	-	-
Jackson	11	8	3	-	-	-	-
Wesley	7	3	4	-	-	-	-
Tillman	5	3	2	-	-	-	-
Jordan	3	2	1	-	-	-	-
Rasmussen	1	1	-	-	-	-	-

## SACKS

Player	TOTAL	Moorehead	Jordan
Peppers	11.0	Morgan	2.0
Fields	4.0	Jenkins	1.0
Buckner	3.5	Jordan	1.0
Rucker	3.5	Wallace	1.0
Witherspoon	3.0	<b>TEAM</b>	<b>34.0</b>
Minter	2.0	<b>OPPONENTS</b>	<b>33.0</b>

## F.GOALS

	1-19	20-29	30-39	40-49	50-
Kasay	0/0	11/11	4/4	1/2	3/5

# 2005 REGULAR SEASON STATISTICS

## WON 11, LOST 5

		2nd NFC SOUTH	
HEAD COACH JOHN FOX			
09/11	L 20-23	NEW ORLEANS	72,920
09/18	W 27-17	NEW ENGLAND	73,528
09/25	L 24-27	at Miami	72,288
10/03	W 32-29	GREEN BAY	73,657
10/09	W 24-20	at Arizona	38,809
10/16	W 21-20	at Detroit	61,083
10/30	W 38-13	MINNESOTA	73,502
11/06	W 34-14	at Tampa Bay	65,014
11/13	W 30-3	NEW YORK JETS	73,529
11/20	L 3-13	at Chicago	62,156
11/27	W 13-9	at Buffalo	71,440
12/04	W 24-6	ATLANTA	73,661
12/11	L 10-20	TAMPA BAY	73,467
12/18	W 27-10	at New Orleans	32,551
12/24	L 20-24	DALLAS	73,436
01/01	W 44-11	at Atlanta	70,796
01/08	W 23-0	at New York Giants	79,378
01/15	W 29-21	at Chicago	62,209
01/22	L 14-34	at Seattle	67,837

### NFC WILD CARD PLAYOFF

### NFC DIVISIONAL PLAYOFF

### NFC CHAMPIONSHIP

## STATISTIC

	CAR.	OPP.
<b>TOTAL FIRST DOWNS</b>	278	262
Rushing	82	72
Passing	157	160
Penalty	39	30
3rd Down: Made/Att	92/218	90/221
3rd Down Pct.	42.2	40.7
4th Down: Made/Att	2/6	5/16
4th Down Pct.	33.3	31.3
<b>POSSESSION AVG.</b>	30:48	29:12
<b>TOTAL NET YARDS</b>	4950	4522
Avg. Per Game	309.4	282.6
Total Plays	964	981
Avg. Per Play	5.1	4.6
<b>NET YARDS RUSHING</b>	1679	1465
Avg. Per Game	104.9	91.6
Total Rushes	487	408
<b>NET YARDS PASSING</b>	3271	3057
Avg. Per Game	204.4	191.1
Sacked/Yards Lost	28/214	45/294
Gross Yards	3485	3351
Att./Completions	449/269	528/305
Completion Pct.	59.9	57.8
Had Intercepted	16	23
<b>PUNTS/AVERAGE</b>	73/43.2	79/45.1
Net Punting Avg.	73/38.6	79/37.4
<b>PENALTIES/YARDS</b>	91/732	128/1045
<b>FUMBLES/BALL LOST</b>	23/10	25/19
<b>TOUCHDOWNS</b>	45	27
Rushing	17	9
Passing	25	15
Returns	3	3

## RUSHING

	No	Yds	Avg	Long	TD
Foster	205	879	4.3	70t	2
S. Davis	180	549	3.1	39	12
Goings	37	133	3.6	17	0
Robertson	14	41	2.9	11	1
Delhomme	24	31	1.3	12	1
Hoover	4	25	6.3	20t	1
Colbert	1	6	6.0	6	0
Smart	3	6	2.0	6	0
Weinke	8	-5	-6	1	0
Proehl	1	-8	-8.0	-8	0
<b>TEAM</b>	<b>487</b>	<b>1679</b>	<b>3.4</b>	<b>70t</b>	<b>17</b>
<b>OPPONENTS</b>	<b>408</b>	<b>1465</b>	<b>3.6</b>	<b>58</b>	<b>9</b>

## RECEIVING

	No	Yds	Avg	Long	TD
S. Smith	103	1563	15.2	80t	12
Foster	34	372	10.9	47	1
Proehl	25	441	17.6	69	4
Colbert	25	282	11.3	42	2
Mangum	23	202	8.8	24	2
Goings	14	151	10.8	30	0
Hoover	14	87	6.2	12	0
Gaines	12	155	12.9	38	2
Gardner	9	84	9.3	15	1
Carter	5	103	20.6	40	1
S. Davis	5	45	9.0	21	0
<b>TEAM</b>	<b>269</b>	<b>3485</b>	<b>13.0</b>	<b>80t</b>	<b>25</b>
<b>OPPONENTS</b>	<b>305</b>	<b>3351</b>	<b>11.0</b>	<b>86</b>	<b>15</b>

## INTERCEPTIONS

	No	Yds	Avg	Long	TD
Gamble	7	157	22.4	61t	1
Lucas	6	70	11.7	32	0
McCree	3	73	24.3	46	0
Wallace	2	38	19.0	38	0
Witherspoon	2	35	17.5	35t	1
Manning	2	20	10.0	10	0
Minter	1	47	47.0	47	0
<b>TEAM</b>	<b>23</b>	<b>440</b>	<b>19.1</b>	<b>61t</b>	<b>2</b>
<b>OPPONENTS</b>	<b>16</b>	<b>335</b>	<b>20.9</b>	<b>64t</b>	<b>3</b>

## PUNTING

	No	Yds	Avg	Net	TB	I20	Lg	B
Baker	72	3118	43.3	38.9	4	23	59	0
Kasay	1	36	36.0	16.0	1	0	36	0
<b>TEAM</b>	<b>73</b>	<b>3154</b>	<b>43.2</b>	<b>38.6</b>	<b>5</b>	<b>23</b>	<b>59</b>	<b>0</b>
<b>OPPONENTS</b>	<b>79</b>	<b>3562</b>	<b>45.1</b>	<b>37.4</b>	<b>8</b>	<b>18</b>	<b>69</b>	<b>0</b>

## KICKOFF RET.

	No	Yds	Avg	Long	TD
Smart	29	615	21.2	60	0
Robertson	16	343	21.4	42	0
S. Smith	3	61	20.3	32	0
Gaines	2	24	12.0	13	0
Goings	1	21	21.0	21	0
Hoover	1	10	10.0	10	0
Mangum	1	9	9.0	9	0
Seidman	0	0	---	0	0
<b>TEAM</b>	<b>53</b>	<b>1083</b>	<b>20.4</b>	<b>60</b>	<b>0</b>
<b>OPPONENTS</b>	<b>80</b>	<b>1702</b>	<b>21.3</b>	<b>47</b>	<b>0</b>

## PUNT RET.

	Ret	FC	Yds	Avg	Long	TD
S. Smith	27	6	286	10.6	44	0
Gamble	14	5	158	11.3	76	0
<b>TEAM</b>	<b>41</b>	<b>11</b>	<b>444</b>	<b>10.8</b>	<b>76</b>	<b>0</b>
<b>OPPONENTS</b>	<b>36</b>	<b>20</b>	<b>235</b>	<b>6.5</b>	<b>31</b>	<b>0</b>

## PASSING

	Att	Cmp	Yds	Cmp%	Yd/Att	TD	TD%	Int	Int%	Lg	TK/LS	Rate
Delhomme	435	262	3421	60.2	7.86	24	5.5	16	3.7	80t	28/214	88.1
Weinke	13	7	64	53.8	4.92	1	7.7	0	0.0	18	0/0	93.1
Foster	1	0	0	0.0	0.00	0	0.0	0	0.0	0	0/0	39.6
<b>TEAM</b>	<b>449</b>	<b>269</b>	<b>3485</b>	<b>59.9</b>	<b>7.76</b>	<b>25</b>	<b>5.6</b>	<b>16</b>	<b>3.6</b>	<b>80t</b>	<b>28/214</b>	<b>88.1</b>
<b>OPPONENTS</b>	<b>528</b>	<b>305</b>	<b>3351</b>	<b>57.8</b>	<b>6.35</b>	<b>15</b>	<b>2.8</b>	<b>23</b>	<b>4.4</b>	<b>86</b>	<b>45/294</b>	<b>68.0</b>

## DEFENSE

	TOT	S	A	QP	FF	FR	PD
Witherspoon	109	78	31	2	-	-	13
McCree	95	69	26	2	-	-	9
Morgan	90	59	31	6	1	-	4
Gamble	78	58	20	-	-	-	7
Lucas	72	59	13	2	-	-	12
Minter	71	43	28	1	-	-	10
Peppers	70	46	24	34	1	-	4
Short	69	39	30	2	-	-	1
Rucker	62	40	22	30	3	-	2
Draft	56	35	21	1	-	-	1
Manning Jr.	47	34	13	4	-	-	3
Carstens	44	29	15	11	-	-	1
Buckner	43	30	13	13	-	-	5
Wallace	34	23	11	5	1	-	2
Moorehead	31	21	10	9	-	-	1
Davis	28	18	10	5	1	-	-
Wesley	12	11	1	-	-	-	1
Ciurciu	6	5	1	-	-	-	1
Rasmussen	3	2	1	1	-	-	1
Seward	3	2	-	-	-	-	-
Wilds	3	3	-	-	-	-	-
Jenkins	2	-	2	-	-	-	-
Tufts	1	1	-	-	-	-	-

## SACKS

Player	TOTAL	Draft
Peppers	10.5	T. Davis..... 1.5
Rucker	7.5	Minter..... 1.5
Moorehead	5	Buckner..... 1
Wallace	5	(group)..... 1
Carstens	4	Short..... 0.5
Morgan	3	<b>TEAM..... 45.0</b>
Witherspoon	2.5	<b>OPPONENTS..... 28.0</b>

## F.GOALS

	1-19	20-29	30-39	40-49	50+
Kasay	1/1	8/8	8/8	6/9	3/8
<b>TEAM</b>	<b>1/1</b>	<b>8/8</b>	<b>8/8</b>	<b>6/9</b>	<b>3/8</b>
<b>OPPONENTS</b>	<b>0/0</b>	<b>6/6</b>	<b>9/11</b>	<b>7/9</b>	<b>1/1</b>

Kasay: (39G,46G)(51G,52G)(52G)(32G,38G)(46G,53N,62N)(52B)(56N,44G)(30G,20G)(23G,42G,28G)(46N,38G)(25G,45N,25G)(20G)(42N,39G)(32G,50N,29G)(24G,47G)(19G,41G,34G)  
**Opponents:** (29G,48G,47G)(45G)(27G,32G)(39G,49G)(47B,52G,25G)(33N)(22G)(33G,39G)(31G,45G,33G)(36G,43G,49N)(34G,36G)(44G)(24G,32B)(29G)

## PANTHERS USUAL STARTERS

WR 89 Smith (16)	LE 90 Peppers (16)
LT 70 Wharton (16)	LT 99 Buckner (16)
LG 68 Wable (16)	RT 67 Carstens (15)
C 60 Mitchell (16)	RE 93 Rucker (14)
RG 76 Reyes (16)	SLB 53 Short (15)
RT 69 Gross (16)	MLB 55 Morgan (13)
TE 86 Mangum (9)	WLB 54 Wharton (15)
WR 83 Colbert (16)	LCB 23 Lucas (15)
QB 17 Delhomme (16)	RCB 20 Gamble (15)
FB 45 Hoover (15)	SB 27 McCree (15)
RB 48 Davis (11)	FS 30 Minter (16)

## SCORE BY PERIODS

	1	2	3	4	OT	TOT
<b>TEAM</b>	<b>96</b>	<b>117</b>	<b>53</b>	<b>125</b>	<b>0</b>	<b>391</b>
<b>OPPONENTS</b>	<b>72</b>	<b>73</b>	<b>42</b>	<b>72</b>	<b>0</b>	<b>259</b>

	Att	Cmp	Yds	Cmp%	Yd/Att	TD	TD%	Int	Int%	Lg	TK/LS	Rate
Delhomme	435	262	3421	60.2	7.86	24	5.5	16	3.7	80t	28/214	88.1
Weinke	13	7	64	53.8	4.92	1	7.7	0	0.0	18	0/0	93.1
Foster	1	0	0	0.0	0.00	0	0.0	0	0.0	0	0/0	39.6
<b>TEAM</b>	<b>449</b>	<b>269</b>	<b>3485</b>	<b>59.9</b>	<b>7.76</b>	<b>25</b>	<b>5.6</b>	<b>16</b>	<b>3.6</b>	<b>80t</b>	<b>28/214</b>	<b>88.1</b>
<b>OPPONENTS</b>	<b>528</b>	<b>305</b>	<b>3351</b>	<b>57.8</b>	<b>6.35</b>	<b>15</b>	<b>2.8</b>	<b>23</b>	<b>4.4</b>	<b>86</b>	<b>45/294</b>	<b>68.0</b>



# 2006 REGULAR SEASON STATISTICS

## WON 8, LOST 8

		2nd Nfc SOUTH		
HEAD COACH JOHN FOX				
09/10	L	6-20	ATLANTA	73,522
09/17	L	13-160T	at Minnesota	63,623
09/24	W	26-24	at Tampa Bay	65,423
10/01	W	21-18	NEW ORLEANS	73,392
10/08	W	20-12	CLEVELAND	73,520
10/15	W	23-21	at Baltimore	70,762
10/22	L	14-17	at Cincinnati	65,964
10/29	L	14-35	DALLAS	73,688
11/3	W	24-10	TAMPA BAY	73,573
11/19	W	15-0	ST. LOUIS	73,348
11/26	L	13-17	at Washington	85,450
12/04	L	24-27	at Philadelphia	69,098
12/10	L	13-27	NEW YORK GIANTS	73,702
12/17	L	3-37	PITTSBURGH	73,798
12/24	W	10-3	at Atlanta	68,834
12/31	W	31-21	at New Orleans	69,569

## STATISTIC

	CAR.	OPP.
<b>TOTAL FIRST DOWNS</b>	<b>278</b>	<b>267</b>
Rushing	100	96
Passing	158	149
Penalty	20	22
3rd Down: Made/Att	65/209	70/222
3rd Down Pct.	31.1	31.5
4th Down: Made/Att	3/9	11/14
4th Down Pct.	33.3	78.6
<b>POSSESSION AVG.</b>	<b>30:12</b>	<b>29:48</b>
<b>TOTAL NET YARDS</b>	<b>4923</b>	<b>4737</b>
Avg. Per Game	307.7	296.1
Total Plays	994	990
Avg. Per Play	5.0	4.8
<b>NET YARDS RUSHING</b>	<b>1659</b>	<b>1737</b>
Avg. Per Game	103.7	108.6
Total Rushes	423	449
<b>NET YARDS PASSING</b>	<b>3264</b>	<b>3000</b>
Avg. Per Game	204.0	187.5
Sacked/Yards Lost	32/222	41/265
Gross Yards	3486	3265
Att./Completions	539/325	500/291
Completion Pct.	60.3	58.2
Had Intercepted	17	14
<b>PUNTS/AVERAGE</b>	<b>100/45.1</b>	<b>98/43.8</b>
Net Punting Avg.	100/38.8	98/40.7
<b>PENALTIES/YARDS</b>	<b>103/744</b>	<b>89/735</b>
<b>FUMBLES/BALL LOST</b>	<b>21/10</b>	<b>22/8</b>
<b>TOUCHDOWNS</b>	<b>28</b>	<b>33</b>
Rushing	7	10
Passing	19	22
Returns	2	1

## SCORING

	TD	Ru	Pa	Rt	PAT	FG	2	S	P
Kasay	0	0	0	0	28/28	24/27	0	0	100
Smith	9	1	8	0			0	0	54
K. Johnson	5	1	4	0			0	0	30
Carter	3	0	3	0			0	0	18
Foster	3	3	0	0			0	0	18
D. Williams	2	1	1	0			0	0	12
Gamble	1	0	0	1			0	0	6
Goings	1	0	1	0			0	0	6
Hoover	1	1	0	0			0	0	6
King	1	0	1	0			0	0	6
Mangum	1	0	1	0			0	0	6
Marshall	1	0	0	1			0	0	6
Rucker	0	0	0	0			1	2	0
<b>TEAM</b>	<b>28</b>	<b>7</b>	<b>19</b>	<b>2</b>	<b>28/28</b>	<b>24/27</b>	<b>0</b>	<b>1270</b>	
<b>OPPONENTS</b>	<b>33</b>	<b>10</b>	<b>22</b>	<b>1</b>	<b>31/31</b>	<b>24/30</b>	<b>2</b>	<b>0305</b>	

## PUNT RET.

	Ret	FC	Yds	Avg	Long	TD
Gamble	36	13	185	5.1	24	0
Smith	9	3	30	3.3	16	0
Biddle	2	1	11	5.5	11	0
Marshall	2	0	-1	-5.0	0	0
<b>TEAM</b>	<b>49</b>	<b>17</b>	<b>225</b>	<b>4.6</b>	<b>24</b>	<b>0</b>
<b>OPPONENTS</b>	<b>61</b>	<b>17</b>	<b>390</b>	<b>6.4</b>	<b>65t</b>	<b>1</b>

## RUSHING

	No	Yds	Avg	Long	TD
Foster	227	897	4.0	43t	3
D. Williams	121	501	4.1	31	1
Hoover	22	73	3.3	17	1
Smith	8	61	7.6	24t	1
Goings	11	52	4.7	28	0
Shelton	8	23	2.9	9	0
Carter	2	18	9.0	11	0
Weinke	4	16	4.0	13	0
Delhomme	18	12	0.7	12	0
K. Johnson	1	4	4.0	4t	1
Basanez	1	2	2.0	2	0
<b>TEAM</b>	<b>423</b>	<b>1659</b>	<b>3.9</b>	<b>43t</b>	<b>7</b>
<b>OPPONENTS</b>	<b>449</b>	<b>1737</b>	<b>3.9</b>	<b>41t</b>	<b>10</b>

## RECEIVING

	No	Yds	Avg	Long	TD
Smith	83	1166	14.0	72t	8
K. Johnson	70	815	11.6	40	4
D. Williams	33	313	9.5	41	1
Foster	32	159	5.0	14	0
Carter	28	357	12.8	42t	3
Mangum	21	170	8.1	19	1
Hoover	20	122	6.1	16	0
Gaines	15	146	9.7	19	0
Goings	10	107	10.7	23	1
Colbert	5	56	11.2	16	0
Biddle	3	37	12.3	22	0
Hankton	3	31	10.3	18	0
Shelton	1	6	6.0	6	0
King	1	1	1.0	1t	1
<b>TEAM</b>	<b>325</b>	<b>3486</b>	<b>10.7</b>	<b>72t</b>	<b>19</b>
<b>OPPONENTS</b>	<b>291</b>	<b>3265</b>	<b>11.2</b>	<b>86t</b>	<b>22</b>

## INTERCEPTIONS

	No	Yds	Avg	Long	TD
Marshall	3	59	19.7	30t	1
Gamble	3	31	10.3	18t	1
Lucas	3	13	4.3	13	0
S. Williams	2	1	0.5	1	0
Morton	1	8	8.0	8	0
Minter	1	3	3.0	3	0
Branch	1	0	0.0	0	0
<b>TEAM</b>	<b>14</b>	<b>115</b>	<b>8.2</b>	<b>30t</b>	<b>2</b>
<b>OPPONENTS</b>	<b>17</b>	<b>145</b>	<b>8.5</b>	<b>38</b>	<b>0</b>

## PUNTING

	No	Yds	Avg	Net	TB	10	Lg	B
Baker	98	4483	45.7	39.0	12	31	70	1
Kasay	1	25	25.0	17.0	0	0	25	0
<b>TEAM</b>	<b>100</b>	<b>4508</b>	<b>45.1</b>	<b>38.8</b>	<b>12</b>	<b>31</b>	<b>70</b>	<b>1</b>
<b>OPPONENTS</b>	<b>98</b>	<b>4290</b>	<b>43.8</b>	<b>40.7</b>	<b>4</b>	<b>40</b>	<b>60</b>	<b>0</b>

## KICKOFF RET.

	No	Yds	Avg	Long	TD
D. Williams	32	623	19.5	39	0
Marshall	14	291	20.8	26	0
Goings	9	218	24.2	33	0
Hoover	3	37	12.3	21	0
Gaines	2	32	16.0	17	0
Smith	2	-1	-5.3	3	0
<b>TEAM</b>	<b>62</b>	<b>1200</b>	<b>19.4</b>	<b>39</b>	<b>0</b>
<b>OPPONENTS</b>	<b>59</b>	<b>1302</b>	<b>22.1</b>	<b>64</b>	<b>0</b>

## PASSING

	Att	Cmp	Yds	Cmp%	Yd/Att	TD	TD%	Int	Int%	Lg	TK/LS	Rate
Delhomme	431	263	2805	61.0	6.51	17	3.9	11	2.6	72t	22/167	82.6
Weinke	96	56	625	58.3	6.51	2	2.1	4	4.2	38	10/55	67.4
Basanez	11	6	56	54.5	5.09	0	0.0	1	9.1	18	0/0	30.9
K. Johnson	1	0	0	0.0	0.00	0	0.0	1100.0	0.0	0	0/0	0.0
<b>TEAM</b>	<b>539</b>	<b>325</b>	<b>3486</b>	<b>60.3</b>	<b>6.47</b>	<b>19</b>	<b>3.5</b>	<b>17</b>	<b>3.2</b>	<b>72t</b>	<b>32/222</b>	<b>77.9</b>
<b>OPPONENTS</b>	<b>500</b>	<b>291</b>	<b>3265</b>	<b>58.2</b>	<b>6.53</b>	<b>22</b>	<b>4.4</b>	<b>14</b>	<b>2.8</b>	<b>86t</b>	<b>41/265</b>	<b>80.8</b>

## DEFENSE

	TOT	S	A	QP	FF	FR	PD
Draft	111	80	31	1	2	2	2
Davis	96	73	23	11	1	-	4
Minter	92	55	37	2	-	-	5
Williams, S.	92	58	34	1	1	-	5
Marshall	75	64	11	1	2	2	12
Peppers	75	61	14	38	3	2	6
Diggs	68	50	18	1	-	-	3
Gamble	67	57	10	2	-	-	11
Jenkins	53	35	18	10	-	-	2
Lucas	47	38	9	1	-	-	7
Rucker	44	30	14	23	2	-	-
Kemoatu	42	27	15	8	-	-	1
Lewis	30	17	13	11	1	-	3
Wallace	30	20	10	13	-	-	2
Anderson	25	17	8	4	2	-	-
Branch	18	11	7	-	-	-	-
Moorehead	17	10	7	6	-	-	-
Seward	14	12	2	-	-	-	-
Byrum	8	7	1	-	1	-	1
Morton	6	5	1	-	-	-	1
Carstens	2	2	-	-	-	-	-
Ciurciu	2	1	1	-	-	-	-
Morgan	2	2	-	-	-	-	1
Howard	1	1	-	-	-	-	-
Strait	1	1	-	-	-	-	-
McClover	0	-	-	1	-	-	-

## SACKS

Player	TOTAL	T. Davis
Peppers	13	Gamble
Draft	5.5	Marshall
Rucker	5	(group)
Lewis	4.5	Moorehead
Jenkins	3	<b>TEAM</b>
Wallace	3	<b>OPPONENTS</b>
Anderson	2	

## F.GOALS

	1-19	20-29	30-39	40-49	50+
Kasay	2/2	6/6	4/4	8/8	4/7
<b>TEAM</b>	<b>2/2</b>	<b>6/6</b>	<b>4/4</b>	<b>8/8</b>	<b>4/7</b>
<b>OPPONENTS</b>	<b>2/2</b>	<b>12/12</b>	<b>5/6</b>	<b>5/7</b>	<b>0/3</b>

**Kasay:** (54G,46G)(25G,26G)(51G,50G,49G,46G)(0)(53N,24G,19G)(21G,31G,21G)(0)(65N)(28G)(40G,34G)(42G,51G)(45G)(37G,45G)(50N,37G)(42G)(19G)

**Opponents:** (50N,25G,32G,50B)(26G,22G,51B,19G)(28G)(31G,43N)(41G,47G,22G,32G)(0)(23G)(48N,38G,24G)(28G)(0)(37N,42G)(28G,25G)(32G,29G)(19G,45G,26G)(40G)(0)

## PANTHERS USUAL STARTERS

WR 89	Smith (14)	LE 90	Peppers (16)
LT 69	Gross (15)	LT 99	Kemoatu (13)

# 2007 REGULAR SEASON STATISTICS

## WON 7, LOST 9

		2nd NFC SOUTH	
HEAD COACH JOHN FOX			
09/09	W 27-13	at St. Louis	65,307
09/16	L 21-34	HOUSTON	73,665
09/23	W 27-20	at Atlanta	68,175
09/30	L 7-20	TAMPA BAY	73,707
10/07	W 16-13	at New Orleans	70,001
10/14	W 25-10	at Arizona	64,403
10/28	L 7-31	INDIANAPOLIS	74,005
11/04	L 7-20	at Tennessee	69,143
11/11	L 13-20	ATLANTA	73,340
11/18	L 17-31	at Green Bay	70,805
11/25	L 6-31	NEW ORLEANS	72,032
12/02	W 31-14	SAN FRANCISCO	73,191
12/09	L 6-37	at Jacksonville	66,090
12/16	W 13-10	SEATTLE	73,421
12/22	L 13-20	DALLAS	73,860
12/30	W 31-23	at Tampa Bay	65,609

## STATISTIC

	CAR.	OPP.
<b>TOTAL FIRST DOWNS</b>	<b>255</b>	<b>302</b>
Rushing	85	100
Passing	142	174
Penalty	28	28
3rd Down: Made/Att	85/235	96/226
3rd Down Pct.	36.2	42.5
4th Down: Made/Att	6/14	7/14
4th Down Pct.	42.9	50.0
<b>POSSESSION AVG.</b>	<b>28.44</b>	<b>31.16</b>
<b>TOTAL NET YARDS</b>	<b>4559</b>	<b>5197</b>
Avg. Per Game	284.9	324.8
Total Plays	989	1032
Avg. Per Play	4.6	5.0
<b>NET YARDS RUSHING</b>	<b>1824</b>	<b>1771</b>
Avg. Per Game	114.0	110.7
Total Rushes	451	472
<b>NET YARDS PASSING</b>	<b>2735</b>	<b>3426</b>
Avg. Per Game	170.9	214.1
Sacked/Yards Lost	33/206	23/177
Gross Yards	2941	3603
Att./Completions	505/285	537/337
Completion Pct.	56.4	62.8
Had Intercepted	17	14
<b>PUNTS/AVERAGE</b>	<b>92/43.9</b>	<b>76/42.7</b>
Net Punting Avg.	92/36.5	76/36.8
<b>PENALTIES/YARDS</b>	<b>95/801</b>	<b>100/904</b>
<b>FUMBLES/BALL LOST</b>	<b>25/12</b>	<b>30/16</b>
<b>TOUCHDOWNS</b>	<b>28</b>	<b>38</b>
Rushing	7	13
Passing	19	22
Returns	2	3

## SCORING

TD	Ru	Pa	Rt	PAT	FG	2	S	PT
Kasay	0	0	0	27/27	24/28	0	0	99
Smith	7	0	0	0	0	0	0	42
Williams	5	4	1	0	0	0	0	30
D. Carter	4	0	0	0	0	0	0	24
Foster	4	3	1	0	0	0	0	24
Fauria	2	0	0	0	0	0	0	12
King	2	0	0	0	0	0	0	12
Rosario	2	0	0	0	0	0	0	12
Lucas	1	0	0	1	0	0	0	6
Marshall	1	0	0	1	0	0	0	6
<b>TEAM</b>	<b>28</b>	<b>7</b>	<b>19</b>	<b>27/27</b>	<b>24/28</b>	<b>0</b>	<b>0</b>	<b>267</b>
<b>OPPONENTS</b>	<b>38</b>	<b>13</b>	<b>22</b>	<b>3</b>	<b>38/38</b>	<b>27/32</b>	<b>0</b>	<b>347</b>

## KICKOFF RET.

No	Yds	Avg	Long	TD
Robinson	26	598	23.0	60
Williams	13	231	17.8	29
Goings	9	174	19.3	29
Moorehead	4	46	11.5	17
Hangartner	3	42	14.0	16
Rosario	2	39	19.5	25
King	1	16	16.0	16
Marshall	1	0	0.0	0
McClover	1	0	0.0	0
<b>TEAM</b>	<b>60</b>	<b>1146</b>	<b>19.1</b>	<b>60</b>
<b>OPPONENTS</b>	<b>56</b>	<b>1333</b>	<b>23.8</b>	<b>84</b>

## RUSHING

No	Yds	Avg	Long	TD
Foster	247	876	3.5	20
Williams	144	717	5.0	75
Smith	9	66	7.3	22
Carr	17	59	3.5	15
Hoover	12	39	3.3	10
Delhomme	6	26	4.3	13
Testaverde	9	22	2.4	16
Jarrett	1	11	11.0	11
Moore	3	5	1.7	5
Haynes	3	3	1.0	3
<b>TEAM</b>	<b>451</b>	<b>1824</b>	<b>4.0</b>	<b>75</b>
<b>OPPONENTS</b>	<b>472</b>	<b>1771</b>	<b>3.8</b>	<b>80</b>

## RECEIVING

No	Yds	Avg	Long	TD
Smith	87	1002	11.5	74
King	46	406	8.8	29
D. Carter	38	517	13.6	49
Colbert	32	332	10.4	43
Foster	25	182	7.3	23
Williams	23	175	7.6	30
Hoover	10	58	5.8	14
Rosario	6	108	18.0	54
Jarrett	6	73	12.2	22
Fauria	5	39	7.8	16
Robinson	4	35	8.8	12
Haynes	3	14	4.7	6
<b>TEAM</b>	<b>285</b>	<b>2941</b>	<b>10.3</b>	<b>74</b>
<b>OPPONENTS</b>	<b>337</b>	<b>3603</b>	<b>10.7</b>	<b>69</b>

## INTERCEPTIONS

No	Yds	Avg	Long	TD
Marshall	3	107	35.7	73
Cooper	3	19	6.3	19
Lucas	2	1	0.5	1
Harris	1	30	30.0	30
Manuel	1	4	4.0	4
Gamble	1	2	2.0	2
Beason	1	0	0.0	0
Th. Davis	1	0	0.0	0
Peppers	1	0	0.0	0
<b>TEAM</b>	<b>14</b>	<b>163</b>	<b>11.6</b>	<b>73</b>
<b>OPPONENTS</b>	<b>17</b>	<b>150</b>	<b>8.8</b>	<b>45</b>

## PUNTING

No	Yds	Avg	Net	TD	120	Lg	B
Baker	90	3978	44.2	37.7	5	22	64
Kasay	2	60	30.0	17.0	0	1	32
<b>TEAM</b>	<b>92</b>	<b>4038</b>	<b>43.9</b>	<b>36.5</b>	<b>5</b>	<b>23</b>	<b>64</b>
<b>OPPONENTS</b>	<b>76</b>	<b>3243</b>	<b>42.7</b>	<b>36.8</b>	<b>9</b>	<b>31</b>	<b>66</b>

## PUNT RET.

Ret	FC	Yds	Avg	Long	TD
Robinson	30	19	26.2	8.7	34
Smith	2	0	7	3.5	6
<b>TEAM</b>	<b>32</b>	<b>19</b>	<b>26.9</b>	<b>8.4</b>	<b>34</b>
<b>OPPONENTS</b>	<b>55</b>	<b>16</b>	<b>57.9</b>	<b>10.5</b>	<b>94</b>

## PASSING

Att	Cmp	Yds	Cmp%	Yd/Att	TD	TD%	Int	Int%	Lg	TK/LS	Rate	
Testaverde	172	94	952	54.7	5.53	5	2.9	6	3.5	65	9/46	65.8
Carr	136	73	635	53.7	4.67	3	2.2	5	3.7	38	13/74	58.3
Moore	111	63	730	56.8	6.58	3	2.7	5	4.5	57	6/40	67.0
Delhomme	86	55	624	64.0	7.26	8	9.3	1	1.2	74	5/46	111.8
<b>TEAM</b>	<b>505</b>	<b>285</b>	<b>2941</b>	<b>56.4</b>	<b>5.82</b>	<b>19</b>	<b>3.8</b>	<b>17</b>	<b>3.4</b>	<b>74</b>	<b>33/206</b>	<b>71.9</b>
<b>OPPONENTS</b>	<b>537</b>	<b>337</b>	<b>3603</b>	<b>62.8</b>	<b>6.71</b>	<b>22</b>	<b>4.1</b>	<b>14</b>	<b>2.6</b>	<b>69</b>	<b>23/177</b>	<b>85.1</b>

## DEFENSE

TOT	S	A	QP	FF	FR	PD
Beason	160	115	45	3	1	7
Harris	102	81	21	2	8	3
Cooper	86	47	39	1	1	-
Davis	85	68	17	10	2	1
Marshall	73	61	12	4	-	1
Lucas	69	62	7	-	-	2
Rucker	57	30	27	20	1	2
Kemoatu	56	43	13	3	-	1
Peppers	55	37	18	19	3	2
Jenkins	52	37	15	13	-	1
Gamble	50	42	8	-	1	1
Diggs	49	32	17	2	1	-
Lewis	42	32	15	7	-	1
Moorehead	27	14	13	5	-	-
Morgan	20	13	7	1	-	-
Dendy	14	13	1	-	-	-
Manuel	14	9	5	-	-	-
McClover	12	7	5	2	-	-
Teal	11	10	1	-	-	-
Anderson	11	7	4	1	-	-
Johnson	4	2	2	1	-	-
Seward	3	3	-	-	-	-
Wilson	2	1	1	-	-	-
Deloatch	1	1	-	-	-	-
Gibson	1	1	-	-	-	-
Grigsby	-	-	-	3	-	-

## SACKS

Player	TOTAL	Moorehead
Diggs	3.5	Manuel
Lewis	3.5	Marshall
Th. Davis	3	McClover
Rucker	3	<b>TEAM</b>
Jenkins	2.5	<b>OPPONENTS</b>
Peppers	2.5	

## F.GOALS

	1-19	20-29	30-39	40-49	50+
Kasay	2/2	6/6	8/9	6/9	2/2
<b>TEAM</b>	<b>2/2</b>	<b>6/6</b>	<b>8/9</b>	<b>6/9</b>	<b>2/2</b>
<b>OPPONENTS</b>	<b>0/0</b>	<b>13/14</b>	<b>5/5</b>	<b>7/9</b>	<b>2/4</b>

Kasay: (47N,34G,32G)/(45G,49G)/(23G,35G,52G)  
 (33G,43G,24G,45N,45G)/(40N)/(29G,31G)/(26G) (45G, 29G)  
 (19G)/(49G,39G)/(37N,53G,37G)/(37G,25G) (19G)  
 Opponents: (42G,28G)/(25G,33G)/(24G,25G)/(25G, 38G)  
 (25G,28G,20B,54N)/(50G)/(20G)/(47G,53G)/(36G, 47G)  
 (49B,49N,47G)/(46G,57N)/(121G,20G,33G)/(23G) (42G,23G)  
 (31G,23G,49G)

## PANTHERS USUAL STARTERS

WR 89	Smith (15)	LE 90	Peppers (14)
LT 70	Wharton (16)	LT 99	Kemoatu (13)
LG 68	Wahle (16)	RT 77	Jenkins (15)
C 75	Hartwig (15)	RE 93	Rucker (16)
RG 73	Bridges (10)	SLB 58	Davis (16)
RT 69	Gross (16)	MLB 52	Beason (12)
TE 87	King (16)	WLB 53	Diggs (10)
WR 83	Colbert (9)	LCB 21	Lucas (16)
QB 16	Testaverde (6)	RCB 20	Gamble (12)
FB 45	Hoover (12)	SS 43	Harris (15)
RB 26	Foster (16)	FS 35	Cooper (15)

## SCORE BY PERIODS

	1	2	3	4	OT	TOT
<b>TEAM</b>	<b>50</b>	<b>66</b>	<b>48</b>	<b>103</b>	<b>0</b>	<b>267</b>
<b>OPPONENTS</b>	<b>79</b>	<b>89</b>	<b>110</b>	<b>69</b>	<b>0</b>	<b>347</b>



# 2008 REGULAR SEASON STATISTICS

## WON 12, LOST 4

## 1st NFC SOUTH

Date	Result	Location	Score
09/07	W	at San Diego	67,115
09/14	W	CHICAGO	73,828
09/21	L	at Minnesota	62,628
09/28	W	ATLANTA	72,688
10/05	W	KANSAS CITY	72,319
10/12	L	at Tampa Bay	64,211
10/19	W	NEW ORLEANS	73,687
10/26	W	ARIZONA	72,010
11/09	W	at Oakland	47,888
11/16	W	DETROIT	73,349
11/23	L	at Atlanta	64,841
11/30	W	at Green Bay	70,297
12/08	W	TAMPA BAY	74,113
12/14	W	DENVER	73,690
12/21	L	at New York Giants	78,653
12/28	W	at New Orleans	69,999
01/10	L	ARIZONA	73,695

## NFC DIVISIONAL PLAYOFF

## STATISTIC

## CAR. OPP.

<b>TOTAL FIRST DOWNS</b>	<b>287</b>	<b>296</b>
Rushing	118	100
Passing	152	178
Penalty	17	18
3rd Down: Made/Att	78/197	87/219
3rd Down Pct.	39.6	39.7
4th Down: Made/Att	3/8	9/20
4th Down Pct.	37.5	45.0
<b>POSSESSION AVG.</b>	<b>29:19</b>	<b>30:41</b>
<b>TOTAL NET YARDS</b>	<b>5595</b>	<b>5299</b>
Avg. Per Game	349.7	331.2
Total Plays	938	1026
Avg. Per Play	6.0	5.2
<b>NET YARDS RUSHING</b>	<b>2437</b>	<b>1912</b>
Avg. Per Game	152.3	119.5
Total Rushes	504	432
<b>NET YARDS PASSING</b>	<b>3158</b>	<b>3387</b>
Avg. Per Game	197.4	211.7
Sacked/Yards Lost	20/130	37/230
Gross Yards	3288	3617
Att./Completions	414/246	557/333
Completion Pct.	59.4	59.8
Had Intercepted	12	12
<b>PUNTS/AVERAGE</b>	<b>76/42.3</b>	<b>80/45.9</b>
Net Punting Avg.	76/37.4	80/37.7
<b>PENALTIES/YARDS</b>	<b>94/637</b>	<b>88/736</b>
<b>FUMBLES/BALL LOST</b>	<b>12/7</b>	<b>25/13</b>
<b>TOUCHDOWNS</b>	<b>47</b>	<b>37</b>
Rushing	30	14
Passing	15	19
Returns	2	4

## RUSHING

Player	No	Yds	Avg	Long	TD
D. Williams	273	1515	5.5	69t	18
Stewart	184	836	4.5	41	10
St. Smith	5	40	8.0	23	0
Delhomme	20	21	1.1	12t	2
Hoover	9	18	2.0	5	0
Goings	9	10	1.1	4	0
McCown	4	-3	-0.8	0	0
<b>TEAM</b>	<b>504</b>	<b>2437</b>	<b>4.8</b>	<b>69t</b>	<b>30</b>
<b>OPPONENTS</b>	<b>432</b>	<b>1912</b>	<b>4.4</b>	<b>51</b>	<b>14</b>

## RECEIVING

Player	No	Yds	Avg	Long	TD
St. Smith	78	1421	18.2	65t	6
Muhammad	65	923	14.2	60	5
D. Williams	22	121	5.5	25t	2
King	21	195	9.3	31	1
Rosario	18	209	11.6	24	1
Hackett	13	181	13.9	37	0
Jarrett	10	119	11.9	25	0
Stewart	8	47	5.9	15	0
Hoover	6	39	6.5	12	0
Goings	3	1	0.3	3	0
Jones	2	32	16.0	19	0
<b>TEAM</b>	<b>246</b>	<b>3288</b>	<b>13.4</b>	<b>65t</b>	<b>15</b>
<b>OPPONENTS</b>	<b>333</b>	<b>3617</b>	<b>10.9</b>	<b>69</b>	<b>19</b>

## INTERCEPTIONS

Player	No	Yds	Avg	Long	TD
Beason	3	52	17.3	44	0
Gamble	3	23	7.7	19	0
Lucas	2	74	37.0	43	0
Godfrey	1	16	16.0	16	0
Harris	1	16	16.0	16	0
Marshall	1	11	11.0	11	0
Diggs	1	0	0.0	0	0
<b>TEAM</b>	<b>12</b>	<b>192</b>	<b>16.0</b>	<b>44</b>	<b>0</b>
<b>OPPONENTS</b>	<b>12</b>	<b>167</b>	<b>13.9</b>	<b>58</b>	<b>0</b>

## PUNTING

Player	No	Yds	Avg	Net	TB120	Lg B
Baker	73	3217	44.1	37.4	5	30
<b>TEAM</b>	<b>76</b>	<b>3217</b>	<b>42.3</b>	<b>37.4</b>	<b>5</b>	<b>30</b>
<b>OPPONENTS</b>	<b>80</b>	<b>3671</b>	<b>45.9</b>	<b>37.7</b>	<b>10</b>	<b>18</b>

## PUNT RET.

Player	Ret	FC	Yds	Avg	Long	TD
Jones	39	20	443	11.4	55	0
Salley	1	0	0	0.0	0	0
St. Smith	1	0	10	10.0	10	0
Wesley	1	0	0	0.0	0	0
<b>TEAM</b>	<b>42</b>	<b>20</b>	<b>453</b>	<b>10.8</b>	<b>55</b>	<b>0</b>
<b>OPPONENTS</b>	<b>41</b>	<b>13</b>	<b>276</b>	<b>6.7</b>	<b>61t</b>	<b>1</b>

## KICKOFF RET.

Player	No	Yds	Avg	Long	TD
Jones	40	958	24.0	59	0
Stewart	15	349	23.3	38	0
Rosario	2	26	13.0	18	0
Bridges	1	15	15.0	15	0
Hoover	1	12	12.0	12	0
King	1	12	12.0	12	0
<b>TEAM</b>	<b>60</b>	<b>1372</b>	<b>22.9</b>	<b>59</b>	<b>0</b>
<b>OPPONENTS</b>	<b>59</b>	<b>1292</b>	<b>21.9</b>	<b>46</b>	<b>0</b>

## DEFENSE

Player	TOT	S	A	QP	FF	FR	PD
Beason	159	103	56	2	-	1	4
Davis	136	94	42	3	2	1	5
Gamble	103	83	20	1	1	2	20
Harris	80	55	25	-	2	1	3
Godfrey	78	46	32	-	1	2	7
Lucas	70	59	11	-	-	-	14
Peppers	63	41	22	29	5	-	7
Diggs	62	42	20	2	-	-	2
Marshall	61	51	10	6	-	-	4
Brayton	59	41	18	13	1	1	4
Lewis	48	36	12	11	2	1	5
Kemoatu	40	31	9	7	1	-	2
Johnson	30	20	10	19	1	1	7
Walker	12	8	4	1	-	-	1
Gibson	10	8	2	2	-	-	-
Johnson	7	7	0	1	1	-	-
Taylor	5	5	0	6	-	1	-
Wilson	3	3	-	-	-	-	1
Hayden	3	2	1	2	-	-	-
Anderson	3	2	1	1	-	-	-
Salley	1	1	-	-	-	-	-
Wesley	1	1	-	-	-	-	2

## SACKS

Player	TOTAL	Marshall
Peppers	14.5	Diggs
C. Johnson	6	Godfrey
Brayton	4.5	Taylor
Davis	3.5	<b>TEAM</b>
Lewis	3.5	<b>OPPONENTS</b>

## F.GOALS

Player	1-19	20-29	30-39	40-49	50+
Kasay	0/0	7/7	9/9	11/12	1/3
<b>TEAM</b>	<b>0/0</b>	<b>7/7</b>	<b>9/9</b>	<b>11/12</b>	<b>1/3</b>
<b>OPPONENTS</b>	<b>1/1</b>	<b>8/8</b>	<b>7/7</b>	<b>7/9</b>	<b>1/3</b>

Kasay: (44G,33G,30G,49G)(37G,45G)  
 (43G)(44G) (32G,43G)(20G)(39G,48G,28G)  
 (23G,50G)(54N,32G) (29G)(23G,21G)(1)(33G)  
 (39G,44G,42G)(50N)(45G,26G,34G,41N,42G)  
 Opponents: (27G)(26G)(28G,32G)  
 (33G,44G,44G)(1) (37G,51N,49G)(1)(21G)  
 (38G,45G,58N)(40G,56G,27G) (23G)  
 (32G,44G,19G)(40N,20G)(43G,47N)(32G,35G)  
 (21G)

## PANTHERS USUAL STARTERS

WR 89 Smith (14)	LE 96 Brayton (16)
LT 69 Gross (15)	LT 99 Kemoatu (14)
LG 70 Wharton (14)	RT 92 Lewis (15)
C 67 Kalil (12)	RE 90 Peppers (16)
RG 68 Vincent (14)	SLB 53 Diggs (16)
RT 79 Otah (12)	MLB 52 Beason (16)
TE 47 King (15)	WLB 58 Davis (16)
WR 87 Muhammad (15)	LCB 21 Lucas (16)
QB 17 Delhomme (16)	RCB 20 Gamble (16)
FB 45 Hoover (12)	SS 43 Harris (16)
RB 34 Williams (16)	FS 30 Godfrey (16)

## SCORE BY PERIODS

	1	2	3	4	OT	TOT
<b>TEAM</b>	<b>60</b>	<b>149</b>	<b>99</b>	<b>106</b>	<b>0</b>	<b>414</b>
<b>OPPONENTS</b>	<b>57</b>	<b>92</b>	<b>71</b>	<b>103</b>	<b>6</b>	<b>329</b>

## PASSING

Player	Att	Cmp	Yds	Cmp%	Yd/Att	TD	TD%	Int	Int%	Lg	TK/LS	Rate
Delhomme	414	246	3288	59.4	7.94	15	3.6	12	2.9	65t	20/130	84.7
<b>TEAM</b>	<b>414</b>	<b>246</b>	<b>3288</b>	<b>59.4</b>	<b>7.94</b>	<b>15</b>	<b>3.6</b>	<b>12</b>	<b>2.9</b>	<b>65t</b>	<b>20/130</b>	<b>84.7</b>
<b>OPPONENTS</b>	<b>557</b>	<b>333</b>	<b>3617</b>	<b>59.8</b>	<b>6.49</b>	<b>19</b>	<b>3.4</b>	<b>12</b>	<b>2.2</b>	<b>69</b>	<b>37/230</b>	<b>81.4</b>

# 2009 REGULAR SEASON STATISTICS

## WON 8, LOST 8

HEAD COACH JOHN FOX		3rd NFC SOUTH	
09/13	L 10-38	PHILADELPHIA	73,599
09/20	L 20-21	at Atlanta	67,313
09/28	L 7-21	at Dallas	90,588
10/11	W 20-17	WASHINGTON	73,487
10/18	W 28-21	at Tampa Bay	62,422
10/25	L 9-20	BUFFALO	73,497
11/01	W 34-21	at Arizona	62,031
11/08	L 20-30	at New Orleans	70,011
11/15	W 28-19	ATLANTA	73,239
11/19	L 17-24	MIAMI	73,475
11/29	L 6-17	at New York Jets	76,381
12/06	W 16-6	TAMPA BAY	72,455
12/13	L 20-27	at New England	68,756
12/20	W 16-20	MINNESOTA	73,515
12/27	W 41-9	at New York Giants	78,809
01/03	W 23-10	NEW ORLEANS	73,047

## STATISTIC

### TOTAL FIRST DOWNS

	CAR.	OPP.
Rushing	123	109
Passing	152	155
Penalty	14	26
3rd Down: Made/Att	82/220	70/197
3rd Down Pct.	37.3	35.5
4th Down: Made/Att	9/20	9/17
4th Down Pct.	45.0	52.9

### POSSESSION AVG.

### TOTAL NET YARDS

	CAR.	OPP.
Avg. Per Game	331.1	315.8
Total Plays	1023	976
Avg. Per Play	5.2	5.2

### NET YARDS RUSHING

	CAR.	OPP.
Avg. Per Game	156.1	124.8
Total Rushes	525	450

### NET YARDS PASSING

	CAR.	OPP.
Avg. Per Game	174.9	191
Sacked/Yards Lost	33/271	31/193
Gross Yards	3070	3249
Att./Completions	465/264	495/305
Completion Pct.	56.8	61.6
Had Intercepted	20	22

### PUNTS/AVERAGE

	CAR.	OPP.
Net Punting Avg.	77/36.6	74/38.2

### PENALTIES/YARDS

	CAR.	OPP.
FUMBLES/BALL LOST	23/11	28/15

### TOUCHDOWNS

	CAR.	OPP.
Rushing	18	15
Passing	16	14
Returns	1	7

## RUSHING

	No	Yds	Avg	Long	TD
Stewart	221	1133	5.1	67	10
D. Williams	216	1117	5.2	77	7
Sutton	12	68	5.7	20	0
Delhomme	17	60	3.5	11	0
Hoover	20	52	2.6	18	1
Goodson	22	49	2.2	11	0
S. Smith	5	22	4.4	17	0
M. Moore	12	-3	-3.3	5	0
<b>TEAM</b>	<b>525</b>	<b>2498</b>	<b>4.8</b>	<b>77</b>	<b>18</b>
<b>OPPONENTS</b>	<b>450</b>	<b>1997</b>	<b>4.4</b>	<b>46</b>	<b>15</b>

## RECEIVING

	No	Yds	Avg	Long	TD
S. Smith	65	982	15.1	66	7
Muhammad	53	581	11.0	27	1
D. Williams	29	252	8.7	30	0
Rosario	26	313	12.0	26	2
King	25	200	8.0	32	3
Stewart	18	139	7.7	19	1
Jarrett	17	196	11.5	30	1
Barnidge	12	242	20.2	55	0
Sutton	6	62	10.3	13	0
K. Moore	6	59	9.8	22	0
Hoover	4	23	5.8	12	1
Goodson	2	15	7.5	13	0
C. Martin	1	6	6.0	6	0
<b>TEAM</b>	<b>264</b>	<b>3070</b>	<b>11.6</b>	<b>66</b>	<b>16</b>
<b>OPPONENTS</b>	<b>305</b>	<b>3249</b>	<b>10.7</b>	<b>63</b>	<b>14</b>

## INTERCEPTIONS

	No	Yds	Avg	Long	TD
Gamble	4	55	13.8	41	0
Marshall	4	47	11.8	28	0
Beason	3	46	15.3	18	0
S. Martin	3	35	11.7	23	0
C. Harris	3	3	1.0	3	0
T. Davis	2	24	12.0	24	0
Peppers	2	13	6.5	13	1
Godfrey	1	12	12.0	12	0
<b>TEAM</b>	<b>22</b>	<b>235</b>	<b>10.7</b>	<b>41</b>	<b>1</b>
<b>OPPONENTS</b>	<b>20</b>	<b>339</b>	<b>17.0</b>	<b>67</b>	<b>3</b>

## PUNTING

	No	Yds	Avg	Net	TD	20	30	40	50	60
Baker	76	3352	44.1	36.6	4	22	61	1	0	0
<b>TEAM</b>	<b>77</b>	<b>3352</b>	<b>43.5</b>	<b>36.6</b>	<b>4</b>	<b>22</b>	<b>61</b>	<b>1</b>	<b>0</b>	<b>0</b>
<b>OPPONENTS</b>	<b>74</b>	<b>3312</b>	<b>44.8</b>	<b>38.2</b>	<b>10</b>	<b>30</b>	<b>70</b>	<b>0</b>	<b>0</b>	<b>0</b>

## KICKOFF RET.

	No	Yds	Avg	Long	TD
Goodson	17	352	20.7	33	0
Sutton	14	302	21.6	32	0
K. Moore	10	219	21.9	55	0
King	3	37	12.3	14	0
Rosario	2	41	20.5	22	0
Stewart	2	17	8.5	17	0
Barnidge	1	16	16.0	16	0
Munnerlyn	1	15	15.0	15	0
Schwartz	1	16	16.0	16	0
<b>TEAM</b>	<b>51</b>	<b>1015</b>	<b>19.9</b>	<b>55</b>	<b>0</b>
<b>OPPONENTS</b>	<b>51</b>	<b>1267</b>	<b>24.8</b>	<b>97</b>	<b>1</b>

## DEFENSE

	TOT	S	A	QP	FF	FR	PD
Beason	169	125	44	5	1	2	5
Marshall	81	63	18	-	2	2	6
Anderson	72	39	33	5	-	1	2
Davis	71	54	17	6	-	-	3
Harris	71	44	27	2	2	1	5
Gamble	70	56	14	-	-	-	9
Lewis	65	35	30	21	-	1	1
Brayton	62	39	23	14	1	1	1
Peppers	55	35	20	35	5	1	4
Godfrey	50	34	16	-	4	-	4
Diggs	46	32	14	3	1	-	1
Munnerlyn	43	35	8	-	1	1	2
Thomas	39	20	19	3	-	1	1
Hayden	31	16	15	1	-	-	-
Johnson	29	18	11	1	-	-	-
Johnson	28	18	10	12	3	-	6
Brown	25	15	10	16	2	-	2
Martin	20	15	5	-	-	-	2
Connor	19	10	9	1	-	1	-
Teal	15	12	3	-	-	1	-
Tyler	13	6	7	1	-	-	-
Leonard	11	5	6	-	-	-	-
Wilson	7	6	1	-	-	-	2
Wesley	6	5	1	1	-	-	4
Harris	2	0	2	-	-	-	-
Burton	1	0	1	1	-	-	-
Taylor	1	0	1	-	-	-	-

## SACKS

Player	TOTAL	Anderson
Peppers	10.5	Hayden
Brayton	5	Leonard
C. Johnson	4	Wesley
Beason	3	D. Lewis
Brown	2.5	<b>TEAM</b>
T. Davis	1.5	<b>OPPONENTS</b>

## F.GOALS

	1-19	20-29	30-39	40-49	50+
Kasay	0/0	7/7	9/10	5/6	1/4
<b>TEAM</b>	<b>0/0</b>	<b>7/7</b>	<b>9/10</b>	<b>5/6</b>	<b>1/4</b>
<b>OPPONENTS</b>	<b>1/1</b>	<b>7/7</b>	<b>4/7</b>	<b>7/11</b>	<b>0/1</b>

Kasay: (22G)(38G,50G)(143G)(52B)(43N,39N)(35G,31G)(32G,25G)(51B)(29G,33G,48G)(40G,28G)(23G,40G,23G)(53N,36G)(X38G,27G)(41G,39G,37G)

OPP: (49G,51B)(140N,24G,19G)(38G)(43N)(29G,22G)(123G,25G,40G)(35G,24G,34N)(37G)(48N,47G)(21G,46G,36N,42N)(48G,47G)(39N)(40G)(35G)

## PANTHERS USUAL STARTERS

WR 89 Smith (16)	LE 90 Peppers (14)
LT 69 Gross (9)	LT 75 Thomas (12)
LG 70 Wharton (9)	RT 92 Lewis (16)
C 67 Kallil (16)	RE 96 Brayton (16)
RG 68 Vincent (16)	SLB 53 Diggs (11)
RT 79 Otah (13)	MLB 52 Beason (16)
TE 47 King (15)	WLB 58 Davis (7)
WR 87 Muhammad (13)	LCB 20 Gamble (16)
QB 17 Delhomme (11)	RCB 31 Marshall (16)
FB 45 Hoover (4)	SS 43 Harris (13)
RB 34 D. Williams (13)	FS 30 Godfrey (11)

## SCORE BY PERIODS

	1	2	3	4	OT	TOT
<b>TEAM</b>	<b>68</b>	<b>109</b>	<b>43</b>	<b>95</b>	<b>0</b>	<b>315</b>
<b>OPPONENTS</b>	<b>48</b>	<b>102</b>	<b>72</b>	<b>86</b>	<b>0</b>	<b>308</b>

## PASSING

	Att	Cmp	Yds	Cmp%	Yd/Att	TD	TD%	Int	Int%	Lg	TK/LS	Rate
Delhomme	321	178	2015	55.5	6.28	8	2.5	18	5.6	52	23/187	59.4
M. Moore	138	85	1053	61.6	7.63	8	5.8	2	1.4	66	9/78	98.5
McCown	6	1	2	16.7	0.33	0	0.0	0	0.0	2	1/6	39.6
<b>TEAM</b>	<b>465</b>	<b>264</b>	<b>3070</b>	<b>56.8</b>	<b>6.60</b>	<b>16</b>	<b>3.4</b>	<b>20</b>	<b>4.3</b>	<b>66</b>	<b>33/271</b>	<b>70.5</b>
<b>OPPONENTS</b>	<b>495</b>	<b>305</b>	<b>3249</b>	<b>61.6</b>	<b>6.56</b>	<b>14</b>	<b>2.8</b>	<b>22</b>	<b>4.4</b>	<b>63</b>	<b>31/193</b>	<b>71.7</b>

# 2010 REGULAR SEASON STATISTICS

## WON 2, LOST 14

		4th NFC SOUTH	
HEAD COACH JOHN FOX			
09/12	L 18-31	at New York Giants	77,245
09/19	L 7-20	TAMPA BAY	72,577
09/26	L 7-20	CINCINNATI	72,887
10/03	L 14-16	at New Orleans	70,016
10/10	L 6-23	CHICAGO	73,464
10/24	W 23-20	SAN FRANCISCO	72,741
10/31	L 10-20	at St. Louis	52,281
11/07	L 3-34	NEW ORLEANS	73,191
11/14	L 16-31	at Tampa Bay	44,264
11/21	L 13-37	BALTIMORE	73,021
11/28	L 23-24	at Cleveland	64,463
12/05	L 14-31	at Seattle	66,577
12/12	L 10-31	ATLANTA	71,235
12/19	W 19-12	ARIZONA	71,849
12/23	L 3-27	at Pittsburgh	61,748
01/02	L 10-31	at Atlanta	67,349

## RUSHING

	No	Yds	Avg	Long	TD
Stewart	178	770	4.3	48	2
Goodson	103	452	4.4	45	3
D. Williams	87	361	4.1	39t	1
Sutton	13	71	5.5	32	0
LaFell	1	60	60.0	60	0
Clausen	23	57	2.5	11	0
Moore	5	25	5.0	8	0
Fiammetta	7	22	3.1	11	0
Smith	1	9	9.0	9	0
Edwards	1	7	7.0	7	0
Vaughan	3	7	2.3	6	1
Senn	1	5	5.0	5	0
Gettis	3	2	0.7	19	0
Baker	1	0	0.0	0	0
Rosario	1	-2	-2.0	-2	0
<b>TEAM</b>	<b>428</b>	<b>1846</b>	<b>4.3</b>	<b>60</b>	<b>7</b>
<b>OPPONENTS</b>	<b>503</b>	<b>1981</b>	<b>3.9</b>	<b>68t</b>	<b>20</b>

## DEFENSE

	TOT	S	A	QP	FF	FR	PD
Beason	162	102	60	2	1	-	8
Anderson	154	95	59	10	2	3	3
Godfrey	104	71	33	4	-	-	4
Marshall	91	75	16	1	1	1	5
S. Martin	90	57	33	3	2	1	5
C. Johnson	73	57	16	27	1	-	3
Landri	63	32	31	6	-	1	1
Connor	60	34	26	4	-	-	1
Hayden	51	23	28	2	-	-	1
Mummerlyn	47	41	6	-	1	-	10
Gamble	42	30	12	-	-	-	8
E. Brown	34	21	13	8	1	-	-
Harris	34	18	16	1	-	-	1
Brayton	33	22	11	14	-	-	2
Hardy	29	17	12	9	2	-	2
E. Johnson	27	13	14	2	-	-	1
Neblett	18	8	10	1	-	-	-
Jas. Williams	15	11	4	1	1	1	2
Pugh	12	6	7	1	-	-	2
Senn	8	4	4	-	-	-	-
Wilson	8	5	3	-	-	1	1
McClain	7	6	1	-	-	-	1
Norwood	6	1	5	-	1	-	-
Irvin	5	3	2	-	-	-	-
Hudson	4	3	1	1	-	-	2
Leonard	3	2	1	-	-	-	-

## STATISTIC

	CAR.
<b>TOTAL FIRST DOWNS</b>	<b>225</b>
Rushing	78
Passing	125
Penalty	22
3rd Down: Made/Att	69/227
3rd Down Pct.	30.4
4th Down: Made/Att	10/23
4th Down Pct.	43.5

## POSSESSION AVG.

	CAR.
<b>TOTAL NET YARDS</b>	<b>4135</b>
Avg. Per Game	258.4
Total Plays	962
Avg. Per Play	4.3

## NET YARDS RUSHING

	CAR.
Avg. Per Game	115.4
Total Rushes	428

## NET YARDS PASSING

	CAR.
Avg. Per Game	143.1
Sacked/Yards Lost	50/346
Gross Yards	2635
Att./Completions	484/256
Completion Pct.	52.9
Had Intercepted	21

## PUNTS/AVERAGE

	CAR.
Net Punting Avg.	36.5

## PENALTIES/YARDS

	CAR.
<b>FUMBLES/BALL LOST</b>	<b>31/16</b>

## TOUCHDOWNS

	CAR.
Rushing	7
Passing	9
Returns	1

## RECEIVING

	No	Yds	Avg	Long	TD
S. Smith	46	554	12.0	39	2
Goodson	40	310	7.8	32	0
LaFell	38	468	12.3	44	1
Gettis	37	508	13.7	88t	3
Rosario	32	264	8.3	26	0
King	19	121	6.4	16t	2
Sutton	12	70	5.8	14	0
D. Williams	11	61	5.5	14	0
Stewart	8	103	12.9	55t	1
Clowney	6	102	17.0	31	0
Fiammetta	5	34	6.8	11	0
Jarrett	2	40	20.0	21	0
<b>TEAM</b>	<b>256</b>	<b>2635</b>	<b>10.3</b>	<b>88t</b>	<b>9</b>
<b>OPPONENTS</b>	<b>326</b>	<b>3617</b>	<b>11.1</b>	<b>56t</b>	<b>19</b>

## INTERCEPTIONS

	No	Yds	Avg	Long	TD
Godfrey	5	112	22.4	38	0
Marshall	3	91	30.3	66	0
Mummerlyn	3	37	12.3	37t	1
S. Martin	1	34	34.0	34	0
Beason	1	7	7.0	7	0
E. Johnson	1	5	5.0	5	0
Anderson	1	1	1.0	1	0
E. Brown	1	0	0.0	0	0
Pugh	1	-2	-2.0	-2	0
<b>TEAM</b>	<b>17</b>	<b>285</b>	<b>16.8</b>	<b>66</b>	<b>1</b>
<b>OPPONENTS</b>	<b>21</b>	<b>270</b>	<b>12.9</b>	<b>34</b>	<b>5</b>

## PUNTING

	No	Yds	Avg	Net	TB	I20	Lg	B
Baker	95	4097	43.1	36.5	7	22	60	0
<b>TEAM</b>	<b>95</b>	<b>4097</b>	<b>43.1</b>	<b>36.5</b>	<b>7</b>	<b>22</b>	<b>60</b>	<b>0</b>
<b>OPPONENTS</b>	<b>75</b>	<b>3309</b>	<b>43.5</b>	<b>36.5</b>	<b>8</b>	<b>26</b>	<b>63</b>	<b>1</b>

## KICKOFF RET.

	No	Yds	Avg	Long	TD
Goodson	48	1048	21.8	46	0
Pugh	9	218	24.2	32	0
Gettis	8	145	18.1	28	0
Thomas	3	63	21.0	26	0
Mummerlyn	2	87	43.5	64	0
Sutton	2	30	15.0	18	0
Norwood	1	17	17.0	17	0
King	1	11	11.0	11	0
<b>TEAM</b>	<b>74</b>	<b>1619</b>	<b>21.9</b>	<b>64</b>	<b>0</b>
<b>OPPONENTS</b>	<b>45</b>	<b>1064</b>	<b>23.6</b>	<b>84</b>	<b>0</b>

## SACKS

	TOTAL	Beason
Player.....	TOTAL	Beason..... 1
C. Johnson	11.5	Connor..... 1
Anderson	3.5	Hayden..... 1
E. Brown	3.5	Marshall..... 1
Hardy	3	Norwood..... 1
Landri	3	<b>TEAM..... 31.0</b>
Harris	1.5	<b>OPPONENTS..... 50.0</b>

## F.GOALS

	1-19	20-29	30-39	40-49	50+
Kasay	0/0	9/9	2/2	11/14	3/4
<b>TEAM</b>	<b>0/0</b>	<b>9/9</b>	<b>2/2</b>	<b>11/14</b>	<b>3/4</b>
<b>OPPONENTS</b>	<b>0/0</b>	<b>9/9</b>	<b>13/13</b>	<b>5/7</b>	<b>2/3</b>

Kasay: (21G, 52G, 43G) ( ) ( ) ( ) (24G, 51N, 53G), (47G, 55G), (37G) (44G) (20G, 40N) (46G, 28G, 48G), (45G, 40G) (43G, 42G, 46N, 43G, 42N) ( ) (36G) (28G, 29G, 24G, 43G) (27G) (23G)

OPP: (32G) (24G, 33G) (33G, 50G) (32G, 32G, 25G) (28G, 53G, 43G) (24G, 38G) (51N, 33G, 41G) (31G, 36G) (32G) (22G, 33G, 49G) (41G) (24G, 47N) (39G) (23G, 30G) (26G, 29G, 41N) (47G)

## PANTHERS USUAL STARTERS

WR 89	Smith (14)	LE 96	Brayton (14)
LT 69	Gross (16)	LT 98	Hayden (10)
LG 70	Wharton (9)	RT 61	Landri (16)
C 67	Kaill (16)	RE 95	Johnson (16)
RG 74	Schwartz (11)	SLB 50	Anderson (15)
RT 65	G. Williams (11)	MLB 55	Connor (8)
TE 47	King (16)		52 Beason (8)
WR 12	Gettis (13)	WLB 52	Beason (8)
QB 2	Clausen (10)	LCB 20	Gamble (16)
FB 42	Fiammetta (9)	RCB 31	Marshall (10)
RB 28	Stewart (7)	SS 30	Godfrey (16)
		FS 23	Martin (15)

## SCORE BY PERIODS

	1	2	3	4	OT	TOT
<b>TEAM</b>	<b>35</b>	<b>67</b>	<b>52</b>	<b>42</b>	<b>0</b>	<b>196</b>
<b>OPPONENTS</b>	<b>114</b>	<b>111</b>	<b>74</b>	<b>109</b>	<b>0</b>	<b>408</b>

## PASSING

	Att	Cmp	Yds	Cmp%	Yd/Att	TD	TD%	Int	Int%	Lg	TK/LS	Rate
Clausen	299	157	1558	52.5	5.21	3	1.0	9	3.0	55t	33/223	58.4
Moore	143	79	857	55.2	5.99	5	3.5	10	7.0	39	13/90	55.6
St. Pierre	28	13	173	46.4	6.18	1	3.6	2	7.1	88t	3/23	48.6
Pike	12	6	47	50.0	3.92	0	0.0	0	0.0	22	1/10	60.1
Edwards	1	1	0	100.0	0.00	0	0.0	0	0.0	0	0/0	79.2
LaFell	1	0	0	0.00	0.00	0	0.0	0	0.0	0	0/0	39.6
<b>TEAM</b>	<b>484</b>	<b>256</b>	<b>2635</b>	<b>52.9</b>	<b>5.44</b>	<b>9</b>	<b>1.9</b>	<b>21</b>	<b>4.3</b>	<b>88t</b>	<b>50/346</b>	<b>57.0</b>
<b>OPPONENTS</b>	<b>526</b>	<b>326</b>	<b>3617</b>	<b>62.0</b>	<b>6.88</b>	<b>19</b>	<b>3.6</b>	<b>17</b>	<b>3.2</b>	<b>56t</b>	<b>31/224</b>	<b>81.0</b>

# 2011 REGULAR SEASON STATISTICS

## WON 6, LOST 10

HEAD COACH RON RIVERA		3rd Nfc SOUTH	
09/11	L 21-28	at Arizona	60,627
09/18	L 23-30	GREEN BAY	73,167
09/25	W 16-10	JACKSONVILLE	71,704
10/02	L 29-34	at Chicago	62,135
10/09	L 27-30	NEW ORLEANS	72,679
10/16	L 17-31	at Atlanta	69,047
10/23	W 33-20	WASHINGTON	73,245
10/30	L 21-24	MINNESOTA	72,095
11/13	L 3-30	TENNESSEE	72,409
11/20	L 35-49	at Detroit	63,633
11/27	W 27-19	at Indianapolis	63,928
12/04	W 38-19	at Tampa Bay	56,270
12/11	L 23-31	ATLANTA	72,680
12/18	W 28-13	at Houston	70,363
12/24	W 48-16	TAMPA BAY	70,363
01/01	L 17-45	at New Orleans	73,065

## STATISTIC

	CAR.	OPP.
<b>TOTAL FIRST DOWNS</b>	<b>345</b>	<b>329</b>
Rushing	139	110
Passing	175	191
Penalty	31	28
3rd Down: Made/Att	75/185	83/194
3rd Down Pct.	40.5	42.8
4th Down: Made/Att	6/10	4/12
4th Down Pct.	60	33.3
<b>POSSESSION AVG.</b>	<b>30:16</b>	<b>29:44</b>
<b>TOTAL NET YARDS</b>	<b>6237</b>	<b>6042</b>
Avg. Per Game	389.8	377.6
Total Plays	999	972
Avg. Per Play	6.2	6.2
<b>NET YARDS RUSHING</b>	<b>2408</b>	<b>2093</b>
Avg. Per Game	150.5	130.8
Total Rushes	445	451
<b>NET YARDS PASSING</b>	<b>3829</b>	<b>3949</b>
Avg. Per Game	239.3	246.8
Sacked/Yards Lost	35/260	31/170
Gross Yards	4089	4119
Att./Completions	519/312	490/318
Completion Pct.	60.1	64.9
Had Intercepted	17	14
<b>PUNTS/AVERAGE</b>	<b>66/42.7</b>	<b>52/43.2</b>
Net Punting Avg.	66/34.1	52/37.9
<b>PENALTIES/YARDS</b>	<b>113/1013</b>	<b>98/901</b>
<b>FUMBLES/BALL LOST</b>	<b>13/6</b>	<b>20/10</b>
<b>TOUCHDOWNS</b>	<b>48</b>	<b>50</b>
Rushing	26	18
Passing	21	28
Returns	1	4
<b>SCORING</b>	<b>TD Ru Pa Rt PAT FG 2 S Pt</b>	<b>TD Ru Pa Rt PAT FG 2 S Pt</b>
Mare	0 0 0 0 0 44/45	22/28 0 0 110
Newton	14 14 0 0 0/0	0/0 0 0 84
S. Smith	7 0 7 0 0 0/0	0/0 1 0 44
Williams	7 7 0 0 0 0/0	0/0 0 0 42
Olsen	5 0 5 0 0 0 0/0	0/0 1 0 32
Stewart	5 4 1 0 0 0/0	0/0 0 0 30
Shockey	4 0 4 0 0 0/0	0/0 0 0 24
LaFell	3 0 3 0 0 0/0	0/0 0 0 18
Brockel	1 1 0 0 0 0/0	0/0 0 0 6
Pilares	1 0 0 1 0 0/0	0/0 0 0 6
Naanee	1 0 1 0 0 0/0	0/0 0 0 6
Applewhite	0 0 0 0 0 0/0	0/0 0 0 2
Hardy	0 0 0 0 0 0/0	0/0 0 0 2
<b>TEAM</b>	<b>48 26 21 1 44/45</b>	<b>22/28 2 0 406</b>
<b>OPPONENTS</b>	<b>50 18 28 4 48/48</b>	<b>27/31 0 0 429</b>

## SCORE BY PERIODS

	1	2	3	4	OT	TOT
<b>TEAM</b>	<b>92</b>	<b>148</b>	<b>83</b>	<b>83</b>	<b>0</b>	<b>406</b>
<b>OPPONENTS</b>	<b>79</b>	<b>117</b>	<b>90</b>	<b>143</b>	<b>0</b>	<b>429</b>

## RUSHING

	No	Yds	Avg	Long	TD
D. Williams	155	836	5.4	74t	7
Stewart	142	761	5.4	32	4
Newton	126	706	5.6	49t	14
S. Smith	6	56	9.3	23	0
Vaughan	7	24	3.4	9	0
Brockel	3	12	4.0	7t	1
Felton	3	10	3.3	4	0
A. Edwards	1	5	5.0	5	0
D. Anderson	2	-2	-1.0	-1	0
<b>TEAM</b>	<b>445</b>	<b>2408</b>	<b>5.4</b>	<b>74t</b>	<b>26</b>
<b>OPPONENTS</b>	<b>451</b>	<b>2093</b>	<b>4.6</b>	<b>46</b>	<b>18</b>

## RECEIVING

	No	Yds	Avg	Long	TD
S. Smith	79	1394	17.6	77t	7
Stewart	47	413	8.8	26	1
Olsen	45	540	12.0	44t	5
Naanee	44	467	10.6	28	1
Shockey	37	455	12.3	29	4
LaFell	36	613	17.0	91t	3
D. Williams	16	135	8.4	32	0
Brockel	3	13	4.3	5	0
Felton	2	24	12.0	17	0
Newton	1	27	27.0	27	0
Ajiroututu	1	4	4.0	4	0
Goodson	1	4	4.0	4	0
<b>TEAM</b>	<b>312</b>	<b>4089</b>	<b>13.1</b>	<b>91t</b>	<b>21</b>
<b>OPPONENTS</b>	<b>318</b>	<b>4119</b>	<b>13.0</b>	<b>84t</b>	<b>28</b>

## INTERCEPTIONS

	No	Yds	Avg	Long	TD
Gamble	3	43	14.3	24	0
Martin	3	16	5.3	15	0
Godfrey	2	30	15.0	21	0
J. Anderson	2	5	2.5	5	0
Stanford	1	53	53.0	53	0
Senn	1	21	21.0	21	0
Nelson	1	20	20.0	20	0
Keiser	1	9	9.0	9	0
<b>TEAM</b>	<b>14</b>	<b>197</b>	<b>14.1</b>	<b>53</b>	<b>0</b>
<b>OPPONENTS</b>	<b>17</b>	<b>229</b>	<b>13.5</b>	<b>49</b>	<b>1</b>

## PUNTING

	No	Yds	Avg	Net	TB/20	Lg	B
Baker	66	2819	42.7	34.1	5	19	56
<b>TEAM</b>	<b>66</b>	<b>2819</b>	<b>42.7</b>	<b>34.1</b>	<b>5</b>	<b>19</b>	<b>56</b>
<b>OPPONENTS</b>	<b>52</b>	<b>2248</b>	<b>43.2</b>	<b>37.9</b>	<b>5</b>	<b>15</b>	<b>64</b>

## KICKOFF RET.

	No	Yds	Avg	Long	TD
Pilares	23	590	25.7	101t	1
Goodson	11	250	22.7	31	0
A. Edwards	3	35	11.7	17	0
Pugh	2	51	25.5	28	0
Brockel	0	0	-	-	0
<b>TEAM</b>	<b>39</b>	<b>926</b>	<b>23.7</b>	<b>101t</b>	<b>1</b>
<b>OPPONENTS</b>	<b>30</b>	<b>811</b>	<b>27.0</b>	<b>78</b>	<b>0</b>

## PUNT RET.

	Ret	FC	Yds	Avg	Long	TD
A. Edwards	32	9	176	5.5	17	0
<b>TEAM</b>	<b>32</b>	<b>9</b>	<b>176</b>	<b>5.5</b>	<b>17</b>	<b>0</b>
<b>OPPONENTS</b>	<b>35</b>	<b>15</b>	<b>466</b>	<b>13.3</b>	<b>89t</b>	<b>3</b>

## PASSING

	Att	Cmp	Yds	Cmp%	Yd/Att	TD	TD%	Int	Int%	Lg	TK/LS	Rate
Newton	517	310	4051	60.0	7.84	21	4.1	17	3.3	91t	35/260	84.5
A. Edwards	1	1	11	100.0	11.00	0	0.0	0	0.0	11	0/0	112.5
Naanee	1	1	27	100.0	27.00	0	0.0	0	0.0	27	0/0	118.8
<b>TEAM</b>	<b>519</b>	<b>312</b>	<b>4089</b>	<b>60.0</b>	<b>7.88</b>	<b>21</b>	<b>4.0</b>	<b>17</b>	<b>3.3</b>	<b>91t</b>	<b>35/260</b>	<b>84.8</b>
<b>OPPONENTS</b>	<b>490</b>	<b>318</b>	<b>4119</b>	<b>64.9</b>	<b>8.41</b>	<b>28</b>	<b>5.7</b>	<b>14</b>	<b>2.9</b>	<b>84t</b>	<b>31/170</b>	<b>98.3</b>

## DEFENSE

	TOT	S	A	QP	FF	FR	PD
Anderson	174	105	69	1	-	3	7
Godfrey	100	63	37	-	1	-	5
Connor	87	53	34	-	1	-	-
Senn	73	52	21	1	2	-	1
Martin	62	39	23	1	-	-	6
Munnerlyn	55	36	19	1	1	1	7
Gamble	51	37	14	-	-	-	10
Hardy	50	38	12	17	2	-	11
Johnson	39	25	14	14	1	-	2
Gaither	36	24	12	-	-	-	-
Butler	29	26	3	-	-	-	9
Applewhite	21	17	4	4	1	-	1
Neblett	21	15	6	-	-	-	2
J. Williams	21	13	8	-	1	-	-
McClain	20	14	6	4	-	1	-
Stanford	20	10	10	-	-	-	-
Davis	17	8	9	2	-	1	-
Pugh	16	12	4	-	-	-	2
Fua	15	11	4	1	-	-	-
Fields	11	6	5	1	-	-	-
Kearse	11	9	2	-	-	-	1
Nelson	11	8	3	-	-	-	-
T. Williams	11	5	6	-	-	-	4
Keiser	9	8	1	1	-	-	-
Norwood	7	5	2	1	-	-	-
Pressley	5	3	2	-	-	-	1
Hogan	4	1	3	-	-	-	-
Nwagbuo	4	2	2	-	-	-	-
Shirley	4	2	2	3	1	-	-
Beason	3	3	0	-	-	-	-
Phillips	3	2	1	-	-	-	-
Hines	1	1	0	-	-	-	-
Selvie	1	1	0	1	-	-	-

## SACKS

Player.....TOTAL	J. Anderson.....1.5
Johnson.....9.0	Gaither.....1.0
Hardy.....4.0	Godfrey.....1.0
Keiser.....4.0	McClain.....1.0
Neblett.....2.5	Kearse.....0.5
Shirley.....2.5	<b>TEAM.....31.0</b>
Applewhite.....2.0	<b>OPPONENTS.....35.0</b>
Munnerlyn.....2.0	

## FIELD GOALS

	1-19	20-29	30-39	40-49	50+
Mare	1/1	7/7	6/9	8/9	0/2
<b>TEAM</b>	<b>1/1</b>	<b>7/7</b>	<b>6/9</b>	<b>8/9</b>	<b>0/2</b>
<b>OPPONENTS</b>	<b>1/1</b>	<b>5/5</b>	<b>10/11</b>	<b>9/12</b>	<b>2/2</b>

Mare: ( ) (20G, 33G, 21G) (35G, 32G) (29G, 39G, 34B, 38G, 52N) ( ) (42G) (20G, 45G, 45G, 40G) (31N) (50N, 29G) (27G, 31G) (40G, 45B, 41G) (43G) (36G) ( ) (21G, 19G) (41G)

OPP: (36N) (37G, 19G, 34G) (53G) (20G, 24G) (23G, 46G, 37G) (24G) (31G, 49G) (45N, 31G) (38G, 36G, 49G) ( ) (43G, 31G) (50G, 47G, 46G, 44G) (30G, 46N) (49N, 26G, 34G) (42G) (43G)

## PANTHERS USUAL STARTERS

WR 89 Smith (16)	DE 76 Hardy (16)
TE 80 Shockey (13)	DT 97 McClain (12)
LT 69 Gross (15)	NT 94 Fua (11)
LG 70 Wharton (15)	DE 95 Johnson (15)
C 67 Kallil (16)	SLB 50 Anderson (14)
RG 63 Hangartner (16)	MLB 55 Connor (11)
RT 77 Bell (12)	WLB 57 Senn (6)
TE 88 Olsen (13)	CB 20 Gamble (16)
WR 17 Naanee (10)	CB 41 Munnerlyn (14)
QB 1 Newton (16)	SS 30 Godfrey (14)
RB 34 D. Williams (14)	FS 23 Martin (16)



# 2013 REGULAR SEASON STATISTICS

## WON 12, LOST 4

HEAD COACH RON RIVERA		1st Nfc SOUTH	
09/08	L 7-12	SEATTLE	73,294
09/15	L 23-24	at Buffalo	67,819
09/22	W 38-0	NEW YORK GIANTS	73,748
10/06	L 6-22	at Arizona	60,426
10/13	W 35-10	at Minnesota	63,963
10/20	W 30-15	ST. LOUIS	72,686
10/24	W 31-13	at Tampa Bay	59,073
11/03	W 34-10	ATLANTA	73,720
11/10	W 10-9	at San Francisco	69,732
11/18	W 24-20	NEW ENGLAND	74,225
11/24	W 20-16	at Miami	60,156
12/01	W 27-6	TAMPA BAY	72,795
12/08	L 13-31	at New Orleans	73,089
12/15	W 30-20	NEW YORK JETS	73,251
12/22	W 17-13	NEW ORLEANS	73,825
12/29	W 21-20	at Atlanta	70,427

## NFC DIVISIONAL PLAYOFF

01/12	L 10-23	SAN FRANCISCO	73,784
-------	---------	---------------	--------

## STATISTIC

	CAR.	OPP.
<b>TOTAL FIRST DOWNS</b>	<b>319</b>	<b>278</b>
Rushing	122	70
Passing	169	178
Penalty	28	30
3rd Down: Made/Att	91/208	76/212
3rd Down Pct.	43.8	35.8
4th Down: Made/Att	10/13	3/11
4th Down Pct.	76.9	27.3
<b>POSSESSION AVG.</b>	<b>31:54</b>	<b>28:06</b>
<b>TOTAL NET YARDS</b>	<b>5069</b>	<b>4820</b>
Avg. Per Game	316.8	301.3
Total Plays	999	975
Avg. Per Play	5.1	4.9
<b>NET YARDS RUSHING</b>	<b>2026</b>	<b>1391</b>
Avg. Per Game	126.6	86.9
Total Rushes	483	352
<b>NET YARDS PASSING</b>	<b>3043</b>	<b>3429</b>
Avg. Per Game	190.2	214.3
Sacked/Yards Lost	43/336	60/242
Gross Yards	3379	3853
Att./Completions	473/292	563/375
Completion Pct.	61.7	66.6
Had Intercepted	13	20
<b>PUNTS/AVERAGE</b>	<b>70/47.8</b>	<b>73/45.5</b>
Net Punting Avg.	70/41.6	73/40.6
<b>PENALTIES/YARDS</b>	<b>80/671</b>	<b>84/753</b>
<b>FUMBLES/BALL LOST</b>	<b>12/6</b>	<b>17/10</b>
<b>TOUCHDOWNS</b>	<b>42</b>	<b>21</b>
Rushing	14	4
Passing	24	17
Returns	4	0

## SCORING

TD	Ru	Pa	Rt	PAT	FG	2	S	PT
Gano	0	0	0	42/42	24/27	0	0	114
Tolbert	7	5	2	0	0	0	0	42
Newton	6	6	0	0	0	0	0	36
Olsen	6	0	6	0	0	0	0	36
Ginn	5	0	5	0	0	0	0	30
LaFell	5	0	5	0	0	0	0	30
S. Smith	4	0	4	0	0	0	0	24
D. Williams	4	3	1	0	0	0	0	24
Munnerlyn	2	0	2	0	0	0	0	12
Florence	1	0	1	0	0	0	0	6
Hixon	1	0	1	0	0	0	0	6
White	1	0	1	0	0	0	0	6
<b>TEAM</b>	<b>42</b>	<b>14</b>	<b>24</b>	<b>42/42</b>	<b>24/27</b>	<b>0</b>	<b>0</b>	<b>366</b>
<b>OPPONENTS</b>	<b>21</b>	<b>4</b>	<b>17</b>	<b>19/19</b>	<b>30/34</b>	<b>1</b>	<b>2</b>	<b>241</b>

## SCORE BY PERIODS

	1	2	3	4	OT	TOT
<b>TEAM</b>	<b>64</b>	<b>115</b>	<b>86</b>	<b>101</b>	<b>0</b>	<b>366</b>
<b>OPPONENTS</b>	<b>31</b>	<b>79</b>	<b>54</b>	<b>77</b>	<b>0</b>	<b>241</b>

## RUSHING

No	Yds	Avg	Long	TD	
D. Williams	201	843	4.2	43t	3
Newton	111	585	5.3	56	6
Tolbert	101	361	3.6	22	5
Stewart	48	180	3.8	16	0
Ginn	4	29	7.3	14	0
LaFell	2	15	7.5	9	0
Barner	6	7	1.2	2	0
A. Smith	4	5	1.3	5	0
Brockel	1	1	1.0	1	0
Anderson	5	0	0.0	2	0
<b>TEAM</b>	<b>483</b>	<b>2026</b>	<b>4.2</b>	<b>56</b>	<b>14</b>
<b>OPPONENTS</b>	<b>352</b>	<b>1391</b>	<b>4.0</b>	<b>46</b>	<b>4</b>

## RECEIVING

No	Yds	Avg	Long	TD	
Olsen	73	816	11.2	31	6
S. Smith	64	745	11.6	44	4
LaFell	49	627	12.8	79t	5
Ginn	36	556	15.4	47t	5
Tolbert	27	184	6.8	18	2
D. Williams	26	333	12.8	72t	5
Hixon	7	55	7.9	14t	1
Stewart	7	44	6.3	16	0
Barner	2	7	3.5	5	0
Brockel	1	12	12.0	12	0
<b>TEAM</b>	<b>292</b>	<b>3379</b>	<b>11.6</b>	<b>79t</b>	<b>24</b>
<b>OPPONENTS</b>	<b>375</b>	<b>3853</b>	<b>10.3</b>	<b>73</b>	<b>17</b>

## INTERCEPTIONS

No	Yds	Avg	Long	TD	
Mitchell	4	63	15.8	38	0
Kuechly	4	33	8.3	30	0
Lester	3	5	1.7	5	0
Munnerlyn	2	86	43.0	45t	2
Florence	2	40	20.0	38t	1
White	2	9	4.5	8t	1
Davis	2	-2	-1.0	0	0
Thomas	1	0	0.0	0	0
<b>TEAM</b>	<b>20</b>	<b>234</b>	<b>11.7</b>	<b>45t</b>	<b>4</b>
<b>OPPONENTS</b>	<b>13</b>	<b>204</b>	<b>15.7</b>	<b>43</b>	<b>0</b>

## PUNTING

No	Yds	Avg	Net	TB120	Lg	B		
Nortman	70	3344	47.8	41.6	5	25	72	0
<b>TEAM</b>	<b>70</b>	<b>3344</b>	<b>47.8</b>	<b>41.6</b>	<b>5</b>	<b>25</b>	<b>72</b>	<b>0</b>
<b>OPPONENTS</b>	<b>73</b>	<b>3321</b>	<b>45.5</b>	<b>40.6</b>	<b>2</b>	<b>19</b>	<b>69</b>	<b>1</b>

## KICKOFF RET.

No	Yds	Avg	Long	TD	
Ginn	25	595	23.8	38	0
Barner	2	17	8.5	17	0
Blackburn	1	0	0.0	0	0
<b>TEAM</b>	<b>28</b>	<b>612</b>	<b>21.9</b>	<b>38</b>	<b>0</b>
<b>OPPONENTS</b>	<b>18</b>	<b>407</b>	<b>22.6</b>	<b>34</b>	<b>0</b>

## PUNT RET.

Ret	FC	Yds	Avg	Long	TD	
Ginn	26	26	316	12.2	41	0
Brockel	1	0	0	0.0	0	0
Florence	1	0	0	0.0	0	0
LaFell	1	0	0	0.0	0	0
Thomas	1	0	0	0.0	0	0
<b>TEAM</b>	<b>30</b>	<b>26</b>	<b>316</b>	<b>10.5</b>	<b>41</b>	<b>0</b>
<b>OPPONENTS</b>	<b>36</b>	<b>13</b>	<b>335</b>	<b>9.3</b>	<b>23</b>	<b>0</b>

## DEFENSE

TOT	S	A	QP	FF	FR	PD		
Kuechly	176	115	61	2	-	-	5	
Davis	151	111	40	7	1	-	8	
Munnerlyn	86	60	26	3	1	1	13	
Mitchell	74	53	21	1	2	-	5	
Hardy	67	51	16	38	1	-	1	
Mikell	62	41	21	2	2	1	4	
Lotulelei	47	35	12	11	-	-	-	
White	45	39	6	-	1	-	4	
Johnson	33	24	9	21	1	1	-	
Short	33	21	12	21	1	1	-	
Blackburn	28	20	8	1	-	-	-	
Thomas	28	22	6	-	-	-	2	
Florence	26	22	4	-	-	-	4	
Klein	24	16	8	-	-	-	-	
Lester	21	15	6	-	-	-	1	4
D. Edwards	20	13	7	15	-	2	-	
Cole	19	13	6	3	-	-	-	
Addison	14	8	6	15	1	1	-	
Beason	10	10	0	-	-	-	-	
Alexander	12	9	3	5	-	1	2	
Godfrey	9	8	1	-	-	-	2	
Horton	8	7	1	1	-	-	-	
Moore	5	3	2	-	-	-	-	
Norman	5	5	0	-	-	-	-	
Dockery	3	3	0	0	-	-	1	
Jones	1	1	0	-	-	-	-	
Senn	1	0	1	-	-	-	-	
Fua	0	0	0	1	-	-	-	

## SACKS

Player	TOTAL	Kuechly	
Hardy	15.0	Short	1.5
Johnson	11.0	Alexander	1.0
Davis	4.0	Cole	1.0
Mitchell	3.5	Godfrey	1.0
Munnerlyn	3.5	(GROUP)	1.0
D. Edwards	3.0	<b>TEAM</b>	<b>60.0</b>
Lotulelei	3.0	<b>OPPONENTS</b>	<b>43.0</b>
Mikell	3.0		
Addison	2.5		
Horton	2.0		
Klein	2.0		

## FIELD GOALS

	1-19	20-29	30-39	40-49	50+
Gano	0/0	9/9	4/5	5/7	6/6
<b>TEAM</b>	<b>0/0</b>	<b>9/9</b>	<b>4/5</b>	<b>5/7</b>	<b>6/6</b>
<b>OPPONENTS</b>	<b>1/1</b>	<b>10/10</b>	<b>3/4</b>	<b>11/13</b>	<b>5/6</b>

Gano: ( ) (27G, 25G, 39G) (53G) (22G, 51G) ( ) (37G, 31G, 50G) (29G) (55G, 20G) (48N, 53G) (43G) (35S, 52G, 46G) (23G, 22G) (45G, 24G, 49N) (35G, 22G, 40G) (40G) ( )  
 OPP: (27G, 40G) (42N, 55G, 20G, 48G) (38N) (42G, 50G) (22G) (28G, 42G) (47G, 48G) (28G) (53G, 43G, 25G) (42G, 26G) (32G, 47G, 23G, 53N) (27G, 53G, 48N) (19G) (54G, 33G) (40G, 24G) (42G, 37G)

## PANTHERS USUAL STARTERS

WR 89	Smith (15)	DE 95	Johnson (14)
LT 69	Gross (16)	DT 91	Cole (13)
LG 70	Wharton (12)	NT 98	Lotulelei (16)
C 67	Kaili (16)	DE 76	Hardy (13)
RG 75	Scott (7)	SLB 58	Davis (16)
RT 77	Bell (14)	MLB 59	Kuechly (16)
TE 88	Olsen (16)	WLB 93	Blackburn (7)
WR 11	LaFell (16)	LCB 23	White (10)
QB 1	Newton (16)	RCB 41	Munnerlyn (16)
FB 35	Tolbert (13)	SS 27	Mikell (12)
RB 34	D. Williams (15)	FS 21	Mitchell (14)

## PASSING

	Att	Cmp	Yds	Cmp%	Yd/Att	TD	TD%	Int	Int%	Lg	TK/LS	Rate
Newton	473	292	3379	61.7	7.14	24	5.1	13	2.7	79t	43/336	88.8
<b>TEAM</b>	<b>473</b>	<b>292</b>	<b>3379</b>	<b>61.7</b>	<b>7.14</b>	<b>24</b>	<b>5.1</b>	<b>13</b>	<b>2.7</b>	<b>79t</b>	<b>43/336</b>	<b>88.8</b>
<b>OPPONENTS</b>	<b>563</b>	<b>375</b>	<b>3853</b>	<b>66.6</b>	<b>6.84</b>	<b>17</b>	<b>3.0</b>	<b>20</b>	<b>3.6</b>	<b>73</b>	<b>60/424</b>	<b>81.4</b>



# 2014 REGULAR SEASON STATISTICS

## WON 7, LOST 8, TIED 1

## 1st NFC SOUTH

HEAD COACH RON RIVERA			
09/07	W	20-14 at Tampa Bay	62,442
09/14	W	24-7 DETROIT	73,586
09/21	L	19-37 PITTSBURGH	73,945
09/28	L	10-38 at Baltimore	71,218
10/05	W	31-24 CHICAGO	73,659
10/12	T	37-37 OT at Cincinnati	57,053
10/19	L	17-38 at Green Bay	78,106
10/26	L	9-13 SEATTLE	74,042
10/30	L	10-28 NEW ORLEANS	73,663
11/10	L	21-45 at Philadelphia	69,596
11/16	L	17-19 ATLANTA	73,314
11/30	L	13-31 at Minnesota	52,016
12/07	W	41-10 at New Orleans	73,006
12/14	W	19-17 TAMPA BAY	72,842
12/21	W	17-13 CLEVELAND	73,810
12/28	W	34-3 at Atlanta	71,015

## NFC WILD CARD PLAYOFF

01/03	W	27-16 ARIZONA	71,849
-------	---	---------------	--------

## NFC DIVISIONAL PLAYOFF

01/10	L	17-31 at Seattle	68,524
-------	---	------------------	--------

## STATISTIC

## CAR.

## OPP.

<b>TOTAL FIRST DOWNS</b>	347	309
Rushing	117	91
Passing	199	193
Penalty	31	25
3rd Down: Made/Att	93/222	89/210
3rd Down Pct.	41.9	42.4
4th Down: Made/Att	6/10	5/11
4th Down Pct.	60.0	45.5
<b>POSSESSION AVG.</b>	31:47	28:13
<b>TOTAL NET YARDS</b>	5547	5437
Avg. Per Game	346.7	339.8
Total Plays	1060	999
Avg. Per Play	5.2	5.4
<b>NET YARDS RUSHING</b>	2036	1792
Avg. Per Game	127.3	112.0
Total Rushes	473	397
<b>NET YARDS PASSING</b>	3511	3645
Avg. Per Game	219.4	227.8
Sacked/Yards Lost	42/317	40/268
Gross Yards	3828	3913
Att./Completions	545/327	562/364
Completion Pct.	60.0	64.8
Had Intercepted	12	14
<b>PUNTS/AVERAGE</b>	74/43.7	72/45.8
Net Punting Avg.	74/36.5	72/40.8
<b>PENALTIES/YARDS</b>	83/756	97/760
<b>FUMBLES/BALL LOST</b>	25/11	28/12
<b>TOUCHDOWNS</b>	36	44
Rushing	10	14
Passing	23	25
Returns	3	5

## SCORING

	TD	Ru	Pa	RT	PAT	FG	2 S	PT
Gano	0	0	0	0	34/34	29/35	0	121
Benjamin	9	0	0	0	0	0	0	54
Olsen	6	0	6	0	0	0	0	36
Newton	5	5	0	0	0	0	0	30
Stewart	4	3	1	0	0	0	0	24
Brown	3	0	2	1	0	0	0	18
Whittaker	2	1	1	0	0	0	0	12
Cotchery	1	0	1	0	0	0	0	8
Avant	1	0	1	0	0	0	0	6
Bersin	1	0	1	0	0	0	0	6
Boston	1	0	1	0	0	0	0	6
Dickson	1	0	1	0	0	0	0	6
Harper	1	0	1	0	0	0	0	6
Ogbonnaya	1	1	0	0	0	0	0	6
<b>TEAM</b>	36	10	23	3	34/34	29/35	1	0
<b>OPPONENTS</b>	44	14	25	5	44/44	22/28	0	374

## SCORE BY PERIODS

	1	2	3	4	OT	TOT
<b>TEAM</b>	66	76	79	115	3	339
<b>OPPONENTS</b>	76	121	71	103	3	374

## RUSHING

	No	Yds	Avg	Long	TD
Stewart	175	809	4.6	69t	3
Newton	103	539	5.2	22	5
D. Williams	62	219	3.5	17	0
Whittaker	32	145	4.5	17	1
Brown	8	95	11.9	28	0
Reaves	31	78	2.5	9	0
Tolbert	37	78	2.1	15	0
Ogbonnaya	14	50	3.6	9	1
Anderson	8	24	3.0	8	0
Avant	1	1	1.0	1	0
Poole	1	0	0.0	0	0
Presley	1	-2	-2.0	-2	0
<b>TEAM</b>	473	2036	4.3	69T	10
<b>OPPONENTS</b>	397	1792	4.5	89T	14

## RECEIVING

	No	Yds	Avg	Long	TD
Olsen	84	1008	12.0	38	6
Benjamin	73	1008	13.8	51	9
Cotchery	48	580	12.1	47	1
Stewart	25	181	7.2	22	1
Brown	21	296	14.1	47t	2
Avant	21	201	9.6	22	1
Bersin	13	151	11.6	29	2
Tolbert	12	93	7.8	18	0
Dickson	10	115	11.5	34	1
Whittaker	5	60	12.0	26t	1
D. Williams	5	44	8.8	30	0
Reaves	5	31	6.2	16	0
B. Williams	4	44	11.0	16	0
Webb	1	16	16.0	16	0
<b>TEAM</b>	327	3828	11.7	51	23
<b>OPPONENTS</b>	364	3913	10.8	81T	25

## INTERCEPTIONS

	No	Yds	Avg	Long	TD
Harper	4	43	10.8	31t	1
Cason	2	81	40.5	80	0
Norman	2	60	30.0	33	0
Boston	1	84	84.0	84t	1
DeCoud	1	35	35.0	35	0
Edwards	1	24	24.0	24	0
White	1	23	23.0	23	0
Benwikere	1	0	0.0	0	0
Kuechly	1	0	0.0	0	0
<b>TEAM</b>	14	350	25.0	84T	2
<b>OPPONENTS</b>	12	158	13.2	34T	1

## FIELD GOALS

	1-19	20-29	30-39	40-49	50+
Gano	0/0	7/7	12/13	9/12	1/3
<b>TEAM</b>	0/0	7/7	12/13	9/12	1/3
<b>OPPONENTS</b>	0/0	4/4	8/10	9/12	1/2

Gano: (28G, 48N, 33G) (29G, 53G, 38G) (40G, 40G) (37G) (44G) (39G, 38N, 44G, 36G) (33G) (31G, 26G, 46G) (31G) ( ) (23G, 46N, 63B) (30G, 35G) (37G, 41G) (29G, 49G, 50N, 38G, 45G) (49N, 23G) (21G, 48G) ( ) (49N, 49N) (42G, 24G, 45G) (57N, 30G) (35N, 45G) (44G, 38G, 42G, 36N) (34G) (58G, 29G) ( ) (39G) (34G, 42G, 26G, 44G) (39G) (37G, 42N) (48G) (43G, 31G) (21G)

## PASSING

	Att	Cmp	Yds	Cmp%	Yd/Att	TD	TD%	Int	Int%	Lg	TK/LS	Rate
Newton	448	262	3127	58.5	6.98	18	4.0	12	2.7	51	38/300	82.1
Anderson	97	65	701	67.0	7.23	5	5.2	0	0.0	35t	4/17	105.2
<b>TEAM</b>	545	327	3828	60.0	7.02	23	4.2	12	2.2	51	42/317	86.2
<b>OPPONENTS</b>	562	364	3913	64.8	6.96	25	4.4	14	2.5	81T	40/268	89.5

## DEFENSE

	TOT	S	A	QP	FF	FR	PD
Kuechly	166	124	42	2	1	1	12
Davis	129	92	37	9	2	-	5
Harper	57	42	15	-	-	-	8
Cason	55	48	7	-	4	1	4
DeCoud	46	28	18	-	-	-	2
Klein	44	37	7	-	-	-	-
Johnson	43	33	10	44	3	1	2
Edwards	39	27	12	15	-	-	1
Benwikere	38	28	10	2	1	2	7
Norman	38	32	6	-	-	1	11
Short	38	28	10	12	1	2	2
White	35	27	8	-	-	-	4
Cole	26	13	13	3	-	1	-
Lotulelei	27	23	4	7	-	-	1
Horton	26	17	9	8	1	-	1
Boston	24	19	5	-	-	-	2
Addison	21	13	8	18	1	2	-
Jones	20	19	1	-	1	-	4
Godfrey	18	14	4	-	-	-	-
Ealy	12	9	3	9	1	-	-
Blackburn	11	8	3	1	-	-	-
Dockery	10	9	1	-	-	-	-
Glanton	10	6	4	-	1	-	-
Hardy	3	3	0	1	1	-	-
Alexander	1	1	0	2	-	-	-
Byndom	1	1	0	-	-	-	-
Jacobs	1	1	0	-	-	-	-
Lester	1	1	0	-	-	-	-
J. Williams	1	1	0	-	-	-	-

## PUNTING

	No	Yds	Avg	Net	TBI20	Lg	B
Nortman	72	3236	44.9	36.5	5	26	72
<b>TEAM</b>	74	3236	43.7	36.5	5	26	72
<b>OPPONENTS</b>	72	3297	45.8	40.8	6	24	64

## KICKOFF RET.

	No	Yds	Avg	Long	TD
Brown	12	273	22.8	35	0
Whittaker	11	262	23.8	46	0
Bersin	7	167	23.9	49	0
B. Williams	3	36	12.0	19	0
Webb	2	53	26.5	27	0
Folkerts	1	12	12.0	12	0
Tolbert	1	2	2.0	2	0
<b>TEAM</b>	37	805	21.8	49	0
<b>OPPONENTS</b>	18	584	32.4	97	0

## PUNT RET.

	Ret	FC	Yds	Avg	Long	TD
Brown	16	6	153	9.6	79t	1
Bersin	14	20	86	6.1	18	0
<b>TEAM</b>	30	26	239	8.0	79T	1
<b>OPPONENTS</b>	28	20	435	15.5	65T	1

## PANTHERS USUAL STATISTICS

WR 82	Cotchery (13)	DE 95	Johnson (16)
LT 77	Bell (15)	DT 99	Short (9)
LG 68	Norwell (8)	NT 98	Lotulelei (13)
C 67	Kalil (16)	DE 96	Horton (15)
RG 70	Turner (9)	SLB 56	Klein (8)
RT 78	Chandler (11)	MLB 59	Kuechly (16)
TE 88	Olsen (16)	WLB 58	Davis (15)
WR 13	Benjamin (15)		

# 2015 REGULAR SEASON STATISTICS

## WON 15, LOST 1

HEAD COACH RON RIVERA				1st Nfc SOUTH
09/13	W	20-9	at Jacksonville	60,733
09/20	W	24-17	HOUSTON	73,254
09/27	W	27-22	NEW ORLEANS	73,402
10/04	W	37-23	at Tampa Bay	57,468
10/18	W	27-23	at Seattle	69,020
10/25	W	27-16	PHILADELPHIA	74,194
11/02	W	29-26 OT	INDIANAPOLIS	74,136
11/08	W	37-29	GREEN BAY	74,461
11/15	W	27-10	at Tennessee	63,591
11/22	W	44-16	WASHINGTON	74,418
11/26	W	33-14	at Dallas	90,909
12/06	W	41-38	at New Orleans	73,097
12/13	W	38-0	ATLANTA	74,420
12/20	W	38-35	at New York Giants	79,436
12/27	L	13-20	at Atlanta	70,981
01/03	W	38-10	TAMPA BAY	74,169

## NFC DIVISIONAL PLAYOFF

01/17	W	31-24	SEATTLE	74,287
NFC CHAMPIONSHIP				
01/24	W	49-15	ARIZONA	74,294
SUPER BOWL 50				
02/07	L	10-24	vs Denver	71,088

## STATISTIC

STATISTIC	CAR.	OPP.
TOTAL FIRST DOWNS	357	298
Rushing	136	74
Passing	197	198
Penalty	24	26
3rd Down: Made/Att	86/203	86/227
3rd Down Pct.	42.4	37.9
4th Down: Made/Att	6/10	15/26
4th Down Pct.	60.0	57.7

## POSSESSION AVG.

TOTAL NET YARDS	5871	5167
Avg. Per Game	366.9	322.9
Total Plays	1060	1058
Avg. Per Play	5.5	4.9

## NET YARDS RUSHING

Avg. Per Game	142.6	88.4
Total Rushes	526	364

## NET YARDS PASSING

Avg. Per Game	224.3	234.5
Sacked/Yards Lost	33/284	44/302
Gross Yards	3873	4054
Att./Completions	501/300	650/390
Completion Pct.	59.9	60.0
Had Intercepted	10	24

## PUNTS/AVERAGE

Net Punting Avg.	70/45.4	78/46.3
Punts	70/39.8	78/41.1

## PENALTIES/YARDS

FUMBLES/BALL LOST	12/9	28/15
-------------------	------	-------

## TOUCHDOWNS

Rushing	19	11
Passing	35	21
Returns	5	3

## SCORING

SCORING	TD	Ru	Pa	Rt	PAT	FG	2 S	PT
Gano	0	0	0	0	56/59	30/36	0	0
Ginn	10	0	10	0	0	0	0	0
Newton	10	10	0	0	0	0	0	0
Olsen	7	0	7	0	0	0	0	0
Stewart	7	6	1	0	0	0	0	0
Funchess	5	0	5	0	0	0	0	0
Brown	4	0	4	0	0	0	0	0
Tolbert	4	1	3	0	0	0	0	0
Cotchery	3	0	3	0	0	0	0	0
Dickson	3	0	2	1	0	0	0	0
Norman	2	0	2	0	0	0	0	0
Artis-Payne	1	1	0	0	0	0	0	0
Coleman	1	0	1	0	0	0	0	0
Kuechly	1	0	1	0	0	0	0	0
Whittaker	1	1	0	0	0	0	0	0
TEAM	59	19	35	5	56/59	30/36	0	0
OPPONENTS	35	11	21	3	28/30	20/26	3	1308

## SCORE BY PERIODS

	1	2	3	4	OT	TOT
TEAM	99	167	130	98	6	500
OPPONENTS	70	51	79	105	3	308

## RUSHING

	No	Yds	Avg	Long	TD
Stewart	242	989	4.1	44	6
Newton	132	636	4.8	47	10
Tolbert	62	256	4.1	29	1
Artis-Payne	45	183	4.1	31	1
Whittaker	25	108	4.3	16t	1
Ginn	4	60	15.0	43	0
Brown	6	38	6.3	14	0
Cotchery	1	16	16.0	16	0
Nortman	1	-1	-1.0	-1	0
Webb	1	-1	-1.0	-1	0
Anderson	7	-2	-3.2	2	0
TEAM	526	2282	4.3	47	19
OPPONENTS	364	1415	3.9	63t	11

## RECEIVING

	No	Yds	Avg	Long	TD
Olsen	77	1104	14.3	52	7
Ginn	44	739	16.8	74t	10
Cotchery	39	485	12.4	59	3
Funchess	31	473	15.3	52	5
Brown	31	447	14.4	39t	4
Tolbert	18	154	8.6	40	3
Dickson	17	121	7.1	17	2
Stewart	16	99	6.2	15	1
Whittaker	12	64	5.3	15	0
Bersin	9	119	13.2	30	0
Artis-Payne	5	58	11.6	20	0
Simonson	1	10	10.0	10	0
TEAM	300	3873	12.9	74t	35
OPPONENTS	390	4054	10.4	70t	21

## INTERCEPTIONS

	No	Yds	Avg	Long	TD
Coleman	7	89	12.7	36t	1
Norman	4	110	27.5	46t	2
Kuechly	4	48	12.0	32t	1
Davis	4	22	5.5	22	0
Tillman	2	0	0.0	0	0
McClain	1	24	24.0	24	0
Klein	1	8	8.0	8	0
Jones	1	0	0.0	0	0
TEAM	24	301	12.5	46t	4
OPPONENTS	10	91	9.1	22	0

## PUNTING

	No	Yds	Avg	Net	TB	I20	Lg	B
Nortman	70	3175	45.4	39.8	5	20	65	0
TEAM	70	3175	45.4	39.8	5	20	65	0
OPPONENTS	78	3611	46.3	41.1	6	28	68	0

## KICKOFF RET.

	No	Yds	Avg	Long	TD
Whittaker	9	209	23.2	33	0
Webb	8	178	22.3	27	0
Dickson	2	1	0.5	1	0
Davis	1	3	3.0	3	0
Ginn	1	8	8.0	8	0
Tolbert	1	8	8.0	8	0
TEAM	22	407	18.5	33	0
OPPONENTS	34	905	26.6	99t	1

## PUNT RET.

	Ret	FC	Yds	Avg	Long	TD
Ginn	27	22	277	10.3	37	0
McClain	2	2	5	2.5	3	0
Marlowe	1	0	0	0.0	0	0
Bersin	0	1	0	-	0	0
TEAM	30	25	282	9.4	37	0
OPPONENTS	37	19	288	7.8	74t	1

## PASSING

	Att	Cmp	Yds	Cmp%	Yd/Att	TD	TD%	Int	Int%	Lg	TK/LS	Rate
Newton	495	296	3837	59.8	7.75	35	7.1	10	2.0	74t	33/284	99.4
Anderson	6	4	36	66.7	6.00	0	0.0	0	0.0	24	0/0	82.6
TEAM	501	300	3873	59.9	7.73	35	7.0	10	2.0	74t	33/284	99.2
OPPONENTS	650	390	4054	60.0	6.24	21	3.2	24	3.7	70t	44/302	73.5

## DEFENSE

	TOT	S	A	QP	FF	FR	PD
Kuechly	137	110	27	8	2	1	5
Davis	123	92	31	15	4	2	7
Coleman	103	68	35	-	-	-	5
Harper	73	58	15	-	-	2	7
Benwikere	61	52	9	-	1	1	10
Thompson	61	42	19	2	-	-	4
Tillman	58	43	15	-	1	2	9
Klein	56	42	14	-	1	-	-
Norman	55	49	6	-	3	2	15
Short	51	40	11	32	3	2	6
Ealy	31	17	14	28	2	2	2
Allen	25	21	4	16	-	-	1
Lotulelei	25	15	10	5	-	1	2
Finnegan	20	19	1	-	-	-	2
Addison	20	11	8	27	-	1	1
Boston	19	16	3	-	-	-	1
Love	19	13	6	4	-	1	-
Jones	17	14	3	1	-	-	-
Johnson	15	7	8	12	-	-	1
Edwards	13	8	5	10	-	-	-
Delaire	9	4	3	11	-	-	-
Horton	8	6	2	6	-	-	-
Jacobs	7	6	1	-	-	-	-
McClain	7	6	1	-	-	-	-
Cole	2	0	2	1	-	-	-
Williams	2	2	0	-	-	-	-
Marlowe	1	0	1	-	-	-	-

## SACKS

Player	TOTAL	Edwards	Thompson
Short	11.0	1.0	1.0
Addison	6.0	1.0	1.0
Davis	5.5	1.0	1.0
Ealy	5.0	1.0	1.0
Love	3.0	1.0	1.0
Delaire	2.5	1.0	1.0
Allen	2.0	1.0	1.0
Benwikere	1.0	1.0	1.0
Coleman	1.0	1.0	1.0
TEAM	44.0	33.0	33.0
OPPONENTS	33.0	33.0	33.0

## FIELD GOALS

	1-19	20-29	30-39	40-49	50+
Gano	1/1	10/10	4/5	13/16	2/4
TEAM	1/1	10/10	4/5	13/16	2/4
OPPONENTS	0/0	5/6	5/6	6/9	4/5

Gano: (43G, 53N, 47G, 43B) (28G, 53B) (20G, 47G) (24G, 27G, 27G) (1) (35G, 29G) (39G, 42G, 52G) (20G, 49G, 43N, 22G) (48G, 19G) (42G, 48G, 25G) (49G, 43G, 25G, 50G, 43B) (1) (38G) (34B, 43G) (33G, 47G) (49G)

OPP: (22G, 44N) (43G) (31G) (42G, 29N, 43N) (30G, 50G, 43G) (52G, 29G, 24G, 50N) (47G, 34G, 44G, 50G) (1) (45G) (1) (21G, 48G) (38N) (1) (1) (43N, 37G, 54G) (39G)

## PANTHERS USUAL STATISTERS

WR 19	Ginn, Jr. (13)	DE 95	Johnson (9)
LT 73	Oher (16)	LDT 98	Lotulelei (14)
LG 68	Norwell (13)	RDT 99	Short (16)
C 67	Kalil (15)	DE 69	Allen (12)
RG 70	Turner (16)	SLB 54	Thompson (10)
RT 74	Remmers (16)	MLB 59	Kuechly (13)
TE 88	Olsen (16)	WLB 58	Davis (16)
WR 10	Newton (11)	LCB 31	Tillman (12)
QB 1	Brown (16)	RCB 24	Norman (16)
TE 84	Dickson (11)	SS 41	Harper (16)
RB 28	Stewart (13)	FS 20	Coleman (15)



# 2016 REGULAR SEASON STATISTICS

## WON 6, LOST 10

## 4th NFC SOUTH

DATE	W/L	SCORE	OPPONENT	PTS
09/08	L	20-21	at Denver	76,843
09/18	W	46-27	SAN FRANCISCO	74,143
09/25	L	10-22	MINNESOTA	73,813
10/02	L	33-48	at Atlanta	70,508
10/10	L	14-17	TAMPA BAY	73,425
10/16	L	38-41	at New Orleans	73,138
10/30	W	30-20	ARIZONA	74,088
11/06	W	13-10	at Los Angeles	86,109
11/13	L	17-20	KANSAS CITY	74,181
11/17	W	23-20	NEW ORLEANS	73,288
11/27	L	32-35	at Oakland	54,909
12/04	L	7-40	at Seattle	69,104
12/11	W	28-16	SAN DIEGO	73,856
12/19	W	26-15	at Washington	76,689
12/24	L	16-33	ATLANTA	73,549
01/01	L	16-17	at Tampa Bay	62,037

## STATISTIC

	CAR.	OPP.
<b>TOTAL FIRST DOWNS</b>	<b>318</b>	<b>329</b>
Rushing	99	90
Passing	194	223
Penalty	25	16
3rd Down: Made/Att	83/223	80/211
3rd Down Pct.	37.2	37.9
4th Down: Made/Att	11/17	9/13
4th Down Pct.	64.7	69.2
<b>POSSESSION AVG.</b>	<b>30:50</b>	<b>29:10</b>
<b>TOTAL NET YARDS</b>	<b>5499</b>	<b>5756</b>
Avg. Per Game	343.7	359.8
Total Plays	1052	1035
Avg. Per Play	5.2	5.6
<b>NET YARDS RUSHING</b>	<b>1814</b>	<b>1465</b>
Avg. Per Game	113.4	91.6
Total Rushes	453	376
<b>NET YARDS PASSING</b>	<b>3685</b>	<b>4291</b>
Avg. Per Game	230.3	268.2
Sacked/Yards Lost	36/277	47/270
Gross Yards	3962	4561
Att./Completions	563/306	612/409
Completion Pct.	54.4	66.8
Had Intercepted	19	17
<b>PUNTS/AVERAGE</b>	<b>76/45.8</b>	<b>71/46.8</b>
<b>NET PLAYING AVG.</b>	<b>76/38.6</b>	<b>71/43.1</b>
<b>PENALTIES/YARDS</b>	<b>98/850</b>	<b>112/907</b>
<b>FUMBLES/BALL LOST</b>	<b>13/10</b>	<b>20/10</b>
<b>TOUCHDOWNS</b>	<b>40</b>	<b>43</b>
Rushing	16	11
Passing	21	27
Returns	3	5

## SCORING

	TD	R	P	RT	PAT	FG	2PT	S	PTS
Gano	0	0	0	0	31/34	30/38	0	0	121
Stewart	9	0	0	0	0	0	0	0	54
Benjamin	7	0	0	0	0	0	0	0	42
Newton	5	5	0	0	0	0	0	0	32
Funchess	4	0	0	0	0	0	0	0	26
Ginn	4	0	0	0	0	0	0	0	24
Olsen	3	0	0	0	0	0	0	0	20
Artis-Payne	2	2	0	0	0	0	0	0	12
Brown	1	0	0	0	0	0	0	0	6
Coleman	1	0	0	0	0	0	0	0	6
Davis	1	0	0	0	0	0	0	0	6
Dickson	1	0	0	0	0	0	0	0	6
Thompson	1	0	0	0	0	0	0	0	6
Tolbert	1	0	0	0	0	0	0	0	6
Addison	0	0	0	0	0	0	0	0	2
<b>TEAM</b>	<b>40</b>	<b>16</b>	<b>21</b>	<b>3</b>	<b>31/34</b>	<b>30/38</b>	<b>3</b>	<b>1</b>	<b>369</b>
<b>OPPONENTS</b>	<b>43</b>	<b>11</b>	<b>27</b>	<b>5</b>	<b>35/37</b>	<b>33/42</b>	<b>4</b>	<b>1</b>	<b>402</b>

## SCORE BY PERIODS

	1	2	3	4	OT	TOT
<b>TEAM</b>	<b>85</b>	<b>107</b>	<b>88</b>	<b>89</b>	<b>0</b>	<b>369</b>
<b>OPPONENTS</b>	<b>75</b>	<b>96</b>	<b>70</b>	<b>161</b>	<b>0</b>	<b>402</b>

## RUSHING

	No	Yds	Avg	Long	TD
Stewart	218	824	3.8	47	9
Newton	90	359	4	28	5
Whittaker	57	265	4.6	25	0
Artis-Payne	36	144	4	14	2
Tolbert	35	114	3.3	14	0
Ginn	14	98	7	20	0
Brown	2	6	3	9	0
Anderson	1	4	4	4	0
<b>TEAM</b>	<b>453</b>	<b>1814</b>	<b>4</b>	<b>47</b>	<b>16</b>
<b>OPPONENTS</b>	<b>376</b>	<b>1465</b>	<b>3.9</b>	<b>75T</b>	<b>11</b>

## RECEIVING

	No	Yds	Avg	Long	TD
Olsen	80	1073	13.4	78t	3
Benjamin	63	941	14.9	50	7
Ginn	54	752	13.9	88t	4
Brown	27	276	10.2	27	1
Whittaker	25	226	9	25	0
Funchess	23	371	16.1	48	4
Dickson	10	134	13.4	28	1
Tolbert	10	72	7.2	17	1
Stewart	8	60	7.5	25	0
Bersin	2	17	8.5	10	0
Byrd	1	16	16	16	0
Artis-Payne	1	11	11	11	0
Manhertz	1	10	10	10	0
Webb	1	3	3	3	0
<b>TEAM</b>	<b>306</b>	<b>3962</b>	<b>12.9</b>	<b>88T</b>	<b>21</b>
<b>OPPONENTS</b>	<b>409</b>	<b>4561</b>	<b>11.2</b>	<b>87T</b>	<b>27</b>

## INTERCEPTIONS

	No	Yds	Avg	Long	TD
Coleman	4	57	14.3	37	1
Davis	3	35	11.7	31	0
Boston	2	29	14.5	22	0
Bradberry	2	21	10.5	16	0
Worley	1	22	22	22	0
T. Williams	1	19	19	19	0
Thompson	1	12	12	12	0
Ealy	1	7	7	7	0
Benwikere	1	1	1	1	0
Kuechly	1	1	1	1	0
<b>TEAM</b>	<b>17</b>	<b>204</b>	<b>12</b>	<b>37</b>	<b>1</b>
<b>OPPONENTS</b>	<b>19</b>	<b>218</b>	<b>11.5</b>	<b>42T</b>	<b>4</b>

## PUNTING

	No	Yds	Avg	Net	TB	I20	Lg	B
Lee	36	1769	49.1	40.4	4	18	76	0
Palarzy	36	1531	42.5	37.9	2	13	56	0
Gano	4	180	45	29.8	2	0	54	0
<b>TEAM</b>	<b>76</b>	<b>3480</b>	<b>45.8</b>	<b>38.6</b>	<b>8</b>	<b>31</b>	<b>76</b>	<b>0</b>
<b>OPPONENTS</b>	<b>71</b>	<b>3323</b>	<b>46.8</b>	<b>43.1</b>	<b>3</b>	<b>25</b>	<b>75</b>	<b>0</b>

## KICKOFF RET.

	No	Yds	Avg	Long	TD
Ginn	18	391	21.7	59	0
Whittaker	12	275	22.9	47	0
Benjamin	6	131	21.8	37	0
Byrd	1	31	31	31	0
<b>TEAM</b>	<b>37</b>	<b>828</b>	<b>22.4</b>	<b>59</b>	<b>0</b>
<b>OPPONENTS</b>	<b>23</b>	<b>417</b>	<b>18.1</b>	<b>46</b>	<b>0</b>

## PUNT RET.

	Ret	FC	Yds	Avg	Long	TD
Ginn	29	24	202	7	19	0
<b>TEAM</b>	<b>29</b>	<b>24</b>	<b>202</b>	<b>7</b>	<b>19</b>	<b>0</b>
<b>OPPONENTS</b>	<b>40</b>	<b>13</b>	<b>383</b>	<b>9.6</b>	<b>59</b>	<b>1</b>

## PASSING

	Att	Cmp	Yds	Cmp%	Yd/Att	TD	TD%	Int	Int%	Lg	TK/LS	Rate
Newton	510	270	3509	52.9	6.88	19	3.7	14	2.7	88t	36/277	75.8
Anderson	53	36	453	67.9	8.55	2	3.8	5	9.4	48	0/0	67.6
<b>TEAM</b>	<b>563</b>	<b>306</b>	<b>3962</b>	<b>54.4</b>	<b>7.04</b>	<b>21</b>	<b>3.7</b>	<b>19</b>	<b>3.4</b>	<b>88T</b>	<b>36/277</b>	<b>75.1</b>
<b>OPPONENTS</b>	<b>612</b>	<b>409</b>	<b>4561</b>	<b>66.8</b>	<b>7.45</b>	<b>27</b>	<b>4.4</b>	<b>17</b>	<b>2.8</b>	<b>87T</b>	<b>47/270</b>	<b>92</b>

## DEFENSE

	TOT	S	A	QP	FF	FR	PD	TD
Thomas Davis	132	92	40	9	1	2	2	1
Luke Kuechly	112	88	24	6	1	-	6	-
Kurt Coleman	90	73	17	3	1	-	4	1
Daryl Worley	81	68	13	-	-	-	10	-
Shaq Thompson	70	56	14	4	-	2	3	1
James Bradberry	60	55	5	-	-	-	11	-
Kawann Short	54	41	13	23	1	-	4	-
Tre Boston	50	40	-	-	-	-	6	-
Leonard Johnson	39	26	13	2	-	-	1	-
Michael Griffin	34	26	8	-	-	-	-	-
Robert McClain	33	23	10	-	-	-	1	-
A.J. Klein	31	26	5	1	2	-	-	-
Kony Ealy	30	22	8	9	2	-	2	-
Star Lotulelei	28	16	12	14	1	-	1	-
Mario Addison	26	21	5	23	2	1	1	-
Charles Johnson	24	19	5	25	3	-	2	-
Kyle Love	19	11	8	2	1	1	-	-
Wes Horton	13	8	5	8	2	2	-	-
Vernon Butler	11	8	3	4	-	1	2	-
Bené Benwikere	10	9	1	-	-	-	3	-
David Mayo	9	7	2	-	-	-	-	-
Zack Sanchez	7	6	1	-	-	-	-	-
Teddy Williams	7	6	1	-	-	-	1	-
Lavar Edwards	6	4	2	3	-	-	-	-
Ryan Delaire	5	3	2	5	-	-	1	-
Paul Soliai	5	4	1	3	-	1	-	-
Colin Jones	2	1	1	-	-	-	-	-
Larry Webster	1	1	0	-	-	-	-	-

## SACKS

Butler	.....	1.5
Player	.....	TOTAL
Addison	.....	9.5
Short	.....	6
Ealy	.....	5
C. Johnson	.....	4
Lotulelei	.....	4
Davis	.....	2.5
Horton	.....	2.5
Boston	.....	2
Kuechly	.....	2
Love	.....	1.5
Coleman	.....	1
DeLaire	.....	1
Edwards	.....	1
L. Johnson	.....	1
Klein	.....	1
Worley	.....	1
McClain	.....	0.5
<b>TEAM</b>	<b>47.0</b>	
<b>OPPONENTS</b>	<b>36.0</b>	

# 2017 REGULAR SEASON STATISTICS

## WON 11, LOST 5

		2nd Nfc SOUTH	
HEAD COACH RON RIVERA			
9/10	W 23-3	at San Francisco	70,178
9/17	W 9-3	BUFFALO	74,122
9/24	L 13-34	NEW ORLEANS	73,775
10/1	W 33-30	at New England	65,878
10/8	W 27-24	at Detroit	64,288
10/12	L 23-28	PHILADELPHIA	74,373
10/22	L 3-17	at Chicago	61,256
10/29	W 17-3	at Tampa Bay	58,545
11/5	W 20-17	ATLANTA	74,244
11/13	W 45-21	MIAMI	72,790
11/26	W 35-27	at New York Jets	77,562
12/3	L 21-31	at New Orleans	73,171
12/10	W 31-24	MINNESOTA	73,728
12/17	W 31-24	GREEN BAY	74,447
12/24	W 22-19	TAMPA BAY	71,463
12/31	L 10-22	at Atlanta	74,141

## NFC WILD CARD PLAYOFF

1/7	L 26-31	at New Orleans	73,186
-----	---------	----------------	--------

## STATISTIC

	CAR.	OPP.
<b>TOTAL FIRST DOWNS</b>	<b>320</b>	<b>282</b>
Rushing	121	69
Passing	167	187
Penalty	32	26
3rd Down: Made/Att	93/222	78/206
3rd Down Pct.	41.9	37.9
4th Down: Made/Att	5/11	7/20
4th Down Pct.	45.5	35.0

## POSSESSION AVG.

<b>TOTAL NET YARDS</b>	<b>5179</b>	<b>5074</b>
------------------------	-------------	-------------

Avg. Per Game	323.7	317.1
---------------	-------	-------

Total Plays	1026	953
-------------	------	-----

Avg. Per Play	5.0	5.3
---------------	-----	-----

## NET YARDS RUSHING

Avg. Per Game	131.4	88.1
---------------	-------	------

Total Rushes	490	353
--------------	-----	-----

## NET YARDS PASSING

Avg. Per Game	192.3	229.1
---------------	-------	-------

Sacked/Yards Lost	35/242	50/304
-------------------	--------	--------

Gross Yards	3319	3969
-------------	------	------

Att./Completions	501/293	
------------------	---------	--

550/351		
---------	--	--

Completion Pct.	58.5	63.8
-----------------	------	------

Had Intercepted	16	10
-----------------	----	----

## PUNTS/AVERAGE

	71/46.2	69/46.2
--	---------	---------

## NET PUNTING AVG.

	71/42.4	69/41.6
--	---------	---------

## PENALTIES/YARDS

	83/682	101/867
--	--------	---------

## FUMBLES/BALL LOST

	19/6	19/11
--	------	-------

## TOUCHDOWNS

	40	34
--	----	----

Rushing	15	7
---------	----	---

Passing	22	25
---------	----	----

Returns	3	2
---------	---	---

## SCORING

	TD	Ru	Pa	Rt	PAT	FG	2	S	PT
Gano	0	0	0	34/37	29/30				0121
Funchess	8	0	8	0	-	-	-	-	0 48
McCaffrey	7	2	5	0	-	-	-	-	0 42
Stewart	7	6	1	0	-	-	-	-	0 42
Newton	6	6	0	0	-	-	-	-	1 0 38
D. Byrd	3	0	2	1	-	-	-	-	0 18
Benjamin	2	0	2	0	-	-	-	-	0 12
Artis-Payne	1	1	0	0	-	-	-	-	0 6
Clay	1	0	0	1	-	-	-	-	0 6
Dickson	1	0	1	0	-	-	-	-	0 6
Kuechly	1	0	1	0	-	-	-	-	0 6
Olsen	1	0	1	0	-	-	-	-	0 6
Shepard	1	0	1	0	-	-	-	-	0 6
Whittaker	1	0	1	0	-	-	-	-	0 6

<b>CAROLINA</b>	<b>40</b>	<b>15</b>	<b>22</b>	<b>3</b>	<b>34/37</b>	<b>29/30</b>	<b>1</b>	<b>0</b>	<b>363</b>
-----------------	-----------	-----------	-----------	----------	--------------	--------------	----------	----------	------------

<b>OPPONENTS</b>	<b>34</b>	<b>7</b>	<b>25</b>	<b>2</b>	<b>32/32</b>	<b>29/34</b>	<b>2</b>	<b>0</b>	<b>327</b>
------------------	-----------	----------	-----------	----------	--------------	--------------	----------	----------	------------

## SCORE BY PERIODS

	1	2	3	4	OT	TOT
<b>TEAM</b>	<b>59</b>	<b>123</b>	<b>99</b>	<b>82</b>	<b>0</b>	<b>363</b>
<b>OPPONENTS</b>	<b>67</b>	<b>94</b>	<b>61</b>	<b>105</b>	<b>0</b>	<b>327</b>

## RUSHING

	No	Yds	Avg	Long	TD
Newton	139	754	5.4	69	6
Stewart	198	680	3.4	60t	6
McCaffrey	117	435	3.7	40	2
Artis-Payne	18	95	5.3	43	1
Samuel	4	64	16.0	31	0
Clay	2	27	13.5	29	0
Shepard	2	19	9.5	11	0
Whittaker	7	18	2.6	8	0
D. Byrd	1	12	12.0	12	0
Anderson	2	-2	-1.0	-1	0
<b>TEAM</b>	<b>490</b>	<b>2102</b>	<b>4.3</b>	<b>69</b>	<b>15</b>
<b>OPPONENTS</b>	<b>353</b>	<b>1409</b>	<b>4.0</b>	<b>72</b>	<b>7</b>

## RECEIVING

	No	Yds	Avg	Long	TD
McCaffrey	80	651	8.1	37	5
Funchess	63	840	13.3	44	8
Benjamin	32	475	14.8	43	2
Dickson	30	437	14.6	64	1
Shepard	17	202	11.9	40t	1
Olsen	17	191	11.2	30t	1
Samuel	15	115	7.7	23	0
D. Byrd	10	105	10.5	31	2
Bersin	8	128	16.0	27	0
Stewart	8	52	6.5	21	1
Clay	5	57	11.4	15	0
Whittaker	5	47	9.4	28t	1
Manhertz	2	17	8.5	11	0
Artis-Payne	1	2	2.0	2	0
<b>TEAM</b>	<b>293</b>	<b>3319</b>	<b>11.3</b>	<b>64</b>	<b>22</b>
<b>OPPONENTS</b>	<b>351</b>	<b>3969</b>	<b>11.3</b>	<b>70</b>	<b>25</b>

## INTERCEPTIONS

	No	Yds	Avg	Long	TD
Kuechly	3	23	7.7	23	0
Adams	2	42	21.0	40	0
Bradberry	2	3	1.5	3	0
Worley	2	0	0.0	0	0
C. Jones	1	10	10.0	10	0
<b>TEAM</b>	<b>10</b>	<b>78</b>	<b>7.8</b>	<b>40</b>	<b>0</b>
<b>OPPONENTS</b>	<b>16</b>	<b>249</b>	<b>15.6</b>	<b>76t</b>	<b>1</b>

## PUNTING

	No	Yds	Avg	Net	TB	I20	Lg	B
Palardy	71	3269	46.0	42.4	4	25	63	0
<b>TEAM</b>	<b>71</b>	<b>3269</b>	<b>46.0</b>	<b>42.4</b>	<b>4</b>	<b>25</b>	<b>63</b>	<b>0</b>
<b>OPPONENTS</b>	<b>69</b>	<b>3187</b>	<b>46.2</b>	<b>41.6</b>	<b>0</b>	<b>24</b>	<b>66</b>	<b>0</b>

## KICKOFF RETURN

	No	Yds	Avg	Long	TD
Samuel	10	221	22.1	33	0
D. Byrd	7	229	32.7	103t	1
Whittaker	6	110	18.3	31	0
Clay	3	52	17.3	19	0
McCaffrey	3	58	19.3	21	0
Shepard	3	65	21.7	33	0
B. Cox	1	13	13.0	13	0
Mayo	1	12	12.0	12	0
<b>TEAM</b>	<b>34</b>	<b>760</b>	<b>22.4</b>	<b>103t</b>	<b>1</b>
<b>OPPONENTS</b>	<b>12</b>	<b>254</b>	<b>21.2</b>	<b>32</b>	<b>0</b>

## PUNT RETURN

	Ret	Yds	Avg	Long	TD
McCaffrey	22	162	7.4	25	0
Clay	17	147	8.6	60t	1
D. Byrd	1	9	9.0	9	0
<b>TEAM</b>	<b>40</b>	<b>318</b>	<b>8.0</b>	<b>60t</b>	<b>1</b>
<b>OPPONENTS</b>	<b>30</b>	<b>176</b>	<b>5.9</b>	<b>29</b>	<b>0</b>

## PASSING

	Att	Cmp	Yds	Cmp%	Yd/Att	TD	TD%	Int	Int%	Lg	TK/LS	Rate
Newton	492	291	3302	59.1	6.71	22	4.5	16	3.3	64	35 (242)	80.7
Anderson	8	2	17	25.0	2.13	0	0.0	0	0.0	9	0 (0)	39.6
Palardy	1	0	0	0.0	0.00	0	0.0	0	0.0	-	0 (0)	39.6
<b>TEAM</b>	<b>501</b>	<b>293</b>	<b>3319</b>	<b>58.6</b>	<b>6.62</b>	<b>22</b>	<b>4.4</b>	<b>16</b>	<b>3.2</b>	<b>64</b>	<b>35 (242)</b>	<b>79.8</b>
<b>OPPONENTS</b>	<b>550</b>	<b>351</b>	<b>3969</b>	<b>63.8</b>	<b>7.22</b>	<b>25</b>	<b>4.5</b>	<b>10</b>	<b>1.8</b>	<b>70</b>	<b>50 (304)</b>	<b>92.9</b>

## DEFENSE

	TOT	S	A	QP	FF	FR	PD	TD
Luke Kuechly	134	108	26	6	1	3	4	1
Thomas Davis	88	66	23	8	-	1	1	-
Kurt Coleman	77	69	8	-	-	1	3	-
Mike Adams	75	68	7	-	1	2	10	0
Shaq Thompson	75	56	19	6	-	-	1	-
James Bradberry	74	66	8	-	2	-	12	-
Daryl Worley	72	63	9	-	-	-	7	-
Kawann Short	53	40	13	29	2	1	1	-
Mario Addison	50	35	15	44	2	-	-	-
Julius Peppers	33	27	6	20	2	2	2	-
Captain Munnerlyn	24	6	6	-	-	-	5	-
Star Lotulelei	26	15	11	11	-	1	-	-
Colin Jones	21	14	7	-	-	-	2	-
Kevon Seymour	18	18	0	-	-	-	5	-
Wes Horton	17	13	4	10	3	-	-	-
Charles Johnson	17	9	8	13	-	-	1	-
Kyle Love	16	10	6	10	-	-	-	-
David Mayo	16	10	6	-	-	-	1	-
Vernon Butler	14	10	4	11	-	-	1	-
Jarius Byrd	13	12	1	-	-	-	-	-
Bryan Cox,								

# 2018 REGULAR SEASON STATISTICS

## WON 7, LOST 9

## 3rd NFC SOUTH

		HEAD COACH RON RIVERA		
09/09	W	16-8	DALLAS	74,532
09/16	L	24-31	at Atlanta	72,528
09/23	W	31-21	CINCINNATI	72,161
10/07	W	33-31	N.Y. GIANTS	74,221
10/14	L	17-23	at Washington	60,482
10/21	W	21-17	at Philadelphia	69,696
10/28	W	36-21	BALTIMORE	73,843
11/04	W	42-28	TAMPA BAY	73,513
11/08	L	21-22	at Pittsburgh	62,881
11/18	L	19-20	at Detroit	61,999
11/25	L	27-30	SEATTLE	74,002
12/02	L	17-24	at Tampa Bay	52,568
12/09	L	20-26	at Cleveland	59,392
12/17	L	9-12	NEW ORLEANS	74,188
12/23	L	10-24	ATLANTA	73,722
12/30	W	33-14	at New Orleans	73,028

## STATISTIC

	CAR.	OPP.
<b>TOTAL FIRST DOWNS</b>	<b>356</b>	<b>315</b>
Rushing	117	110
Passing	212	185
Penalty	27	20
3rd Down: Made/Att	77/185	73/183
3rd Down Pct.	41.6	39.9
4th Down: Made/Att	9/19	10/17
4th Down Pct.	47.4	58.8
<b>POSSESSION AVG.</b>	<b>30:44</b>	<b>29:16</b>
<b>TOTAL NET YARDS</b>	<b>5972</b>	<b>5651</b>
Avg. Per Game	373.3	353.2
Total Plays	1011	948
Avg. Per Play	5.9	6.0
<b>NET YARDS RUSHING</b>	<b>2136</b>	<b>1804</b>
Avg. Per Game	133.5	112.8
Total Rushes	416	384
<b>NET YARDS PASSING</b>	<b>3836</b>	<b>3847</b>
Avg. Per Game	239.8	240.4
Sacked/Yards Lost	32/235	35/215
Gross Yards	4071	4062
Att./Completions	563/378	529/353
Completion Pct.	67.1	66.7
Had Intercepted	16	13
<b>PUNTS/AVERAGE</b>	<b>61/45.2</b>	<b>64/45.8</b>
<b>NET PUNTING AVG.</b>	<b>61/41.0</b>	<b>64/42.2</b>
<b>PENALTIES/YARDS</b>	<b>92/818</b>	<b>91/805</b>
<b>FUMBLES/BALL LOST</b>	<b>20/6</b>	<b>22/10</b>
<b>TOUCHDOWNS</b>	<b>46</b>	<b>42</b>
Rushing	17	13
Passing	28	32
Returns	1	1

## SCORING

SCORING	TD	R	P	RT	PAT	FG	2PT	S	PTS
McCaffrey	13	7	6	0	0	0	0	0	78
Gano	0	0	0	0	30/33	14/16	0	0	72
Samuel	7	2	5	0	0	0	0	0	42
Funchess	4	0	4	0	0	0	0	0	24
Newton	4	0	4	0	0	0	0	0	24
Olsen	4	0	4	0	0	0	0	0	24
Catanzaro	0	0	0	0	7/8	5/5	0	0	22
T. Smith	2	2	0	2	0	0	1	0	14
Armah	2	2	0	0	0	0	0	0	12
Moore	2	2	0	0	0	0	0	0	12
Thomas	2	0	2	0	0	0	0	0	12
Wright	1	0	1	0	0	0	0	0	8
Allen	1	0	1	0	0	0	0	0	6
C. Anderson	1	0	1	0	0	0	0	0	6
Artis-Payne	1	0	1	0	0	0	0	0	6
Jones	1	0	1	0	0	0	0	0	6
Manherzt	1	0	1	0	0	0	0	0	6
Jackson	0	0	0	0	0	0	0	0	2
<b>TEAM</b>	<b>46</b>	<b>17</b>	<b>28</b>	<b>1</b>	<b>37/41</b>	<b>19/21</b>	<b>2</b>	<b>0</b>	<b>376</b>
<b>OPPONENTS</b>	<b>46</b>	<b>13</b>	<b>32</b>	<b>1</b>	<b>42/43</b>	<b>20/23</b>	<b>2</b>	<b>0</b>	<b>382</b>

## SCORE BY PERIODS

	1	2	3	4	OT	TOT
TEAM	96	128	40	112	0	376
OPPONENTS	89	104	83	106	0	382

## RUSHING

	No	Yds	Avg	Long	TD
McCaffrey	219	1098	5.0	59	7
Newton	101	488	4.8	29	4
Moore	13	172	13.2	32	0
C. Anderson	24	104	4.3	22	0
Samuel	8	84	10.5	33	2
Artis-Payne	19	69	3.6	15	1
Wright	2	39	19.5	34	0
Heinicke	5	31	6.2	19	0
Allen	5	19	3.8	10	1
Cadet	11	17	1.5	5	0
Armah	9	15	1.7	4	2
<b>TEAM</b>	<b>416</b>	<b>2136</b>	<b>5.1</b>	<b>59</b>	<b>17</b>
<b>OPPONENTS</b>	<b>384</b>	<b>1804</b>	<b>4.7</b>	<b>60</b>	<b>13</b>

## RECEIVING

	No	Yds	Avg	Long	TD
McCaffrey	107	867	8.1	38	6
Moore	55	788	14.3	82	2
Funchess	44	549	12.5	27	4
Wright	43	447	10.4	33	1
Samuel	39	494	12.7	53	5
Thomas	36	333	9.3	31	2
Olsen	27	291	10.8	23	4
T. Smith	17	190	11.2	35	2
Artis-Payne	3	15	5.0	13	0
Manherzt	2	52	26.0	50	1
C. Anderson	1	24	24.0	24	1
Byrd	1	8	8.0	8	0
Armah	1	5	5.0	5	0
Cadet	1	5	5.0	5	0
Barner	1	3	3.0	3	0
<b>TEAM</b>	<b>378</b>	<b>4071</b>	<b>10.8</b>	<b>82</b>	<b>28</b>
<b>OPPONENTS</b>	<b>353</b>	<b>4062</b>	<b>11.5</b>	<b>75</b>	<b>32</b>

## INTERCEPTIONS

	No	Yds	Avg	Long	TD
Jackson	4	0	0.0	0	0
Adams	3	11	3.7	18	0
Reid	1	39	39.0	39	0
Bradberry	1	29	29.0	29	0
Jones	1	5	5.0	5	0
Munnerlyn	1	2	2.0	2	0
Kuechly	1	0	0.0	0	0
Obada	1	0	0.0	0	0
<b>TEAM</b>	<b>13</b>	<b>86</b>	<b>6.6</b>	<b>39</b>	<b>0</b>
<b>OPPONENTS</b>	<b>16</b>	<b>179</b>	<b>11.2</b>	<b>50</b>	<b>1</b>

## PUNTING

	No	Yds	Avg	Net	TB	I20	Lg	B
Palardy	61	2759	45.2	41.0	4	24	59	0
<b>TEAM</b>	<b>61</b>	<b>2759</b>	<b>45.2</b>	<b>41.0</b>	<b>4</b>	<b>24</b>	<b>59</b>	<b>0</b>
<b>OPPONENTS</b>	<b>64</b>	<b>2928</b>	<b>45.8</b>	<b>42.2</b>	<b>3</b>	<b>25</b>	<b>62</b>	<b>0</b>

## KICKOFF RET.

	No	Yds	Avg	Long	TD
Samuel	10	209	20.9	32	0
Barner	9	220	24.4	37	0
Moore	5	119	23.8	32	0
Byrd	2	34	17.0	22	0
<b>TEAM</b>	<b>26</b>	<b>582</b>	<b>22.4</b>	<b>37</b>	<b>0</b>
<b>OPPONENTS</b>	<b>17</b>	<b>406</b>	<b>23.9</b>	<b>50</b>	<b>0</b>

## PUNT RET.

	Ret	FC	Yds	Avg	Long	TD
Byrd	11	5	104	9.5	30	0
Barner	7	6	29	4.1	13	0
Moore	6	5	32	5.3	15	0
<b>TEAM</b>	<b>24</b>	<b>16</b>	<b>165</b>	<b>6.9</b>	<b>30</b>	<b>0</b>
<b>OPPONENTS</b>	<b>22</b>	<b>24</b>	<b>181</b>	<b>8.2</b>	<b>23</b>	<b>0</b>

## PASSING

	Att	Cmp	Yds	Cmp%	Yd/Att	TD	TD%	Int	Int%	Lg	TK/LS	Rate
Newton	471	320	3395	67.9	7.21	24	5.1	13	2.8	82	29/213	94.2
Heinicke	57	35	320	61.4	5.61	1	1.8	3	5.3	33	2/17	60.6
Allen	31	20	266	64.5	8.58	2	6.5	0	0.0	53	0/0	113.1
Gilbert	3	2	40	66.7	13.33	0	0.0	0	0.0	31	1/5	109.7
McCaffrey	1	1	50	100.0	50.00	1	100.0	0	0.0	50	0/0	158.3
<b>TEAM</b>	<b>563</b>	<b>378</b>	<b>4071</b>	<b>67.1</b>	<b>7.23</b>	<b>28</b>	<b>5.0</b>	<b>16</b>	<b>2.8</b>	<b>82</b>	<b>32/235</b>	<b>92.9</b>
<b>OPPONENTS</b>	<b>529</b>	<b>353</b>	<b>4062</b>	<b>66.7</b>	<b>7.68</b>	<b>32</b>	<b>6.0</b>	<b>13</b>	<b>2.5</b>	<b>75</b>	<b>35/215</b>	<b>99.6</b>

## DEFENSE

	TOT	S	A	QP	FF	FR	PD	TD
Luke Kuechly	130	87	37	9	2	1	6	-
Thomas Davis	79	40	33	3	-	2	6	-
Shaq Thompson	76	44	29	13	1	-	1	-
Mike Adams	75	42	28	2	-	-	6	-
Donte Jackson	73	54	11	1	1	-	9	-
Eric Reid	71	50	21	3	-	-	5	-
James Bradberry	70	53	12	1	1	-	15	-
Captain Munnerlyn	47	37	9	7	-	1	9	-
Kawann Short	42	26	13	16	1	-	1	-
Mario Addison	35	19	15	24	2	-	-	-
Wes Horton	24	11	9	11	-	-	1	-
Julius Peppers	22	11	8	15	2	1	6	-
Kyle Love	19	10	7	9	3	2	1	-
Vernon Butler	19	5	13	6	-	-	-	-
Dontari Poe	17	9	8	6	-	-	-	-
Collin Jones	14	6	8	-	-	1	1	1
Rashaan Gaulden	13	8	4	-	-	-	1	-
Jermaine Carter	11	5	5	1	-	-	-	-
David Mayo	11	4	6	2	-	-	1	-
Bryan Cox Jr.	10	3	6	4	-	-	-	-
Efe Obada	8	5	2	10	-	-	2	-
Da'Norris Searcy	5	4	1	-	-	-	-	-
Corn Elder	3	3	-	-	-	-	-	-
Marquis Haynes	2	1	1	-	-	-	-	-
Andre Smith	1	-	1	-	-	-	-	-

## SACKS

Bradberry	.....1
Player.....	TOTAL
Jackson	.....1
Addison	.....9
Peppers	.....5
Reid	.....1
Butler	.....0.5
<b>TEAM</b>	<b>35.0</b>
<b>OPPONENTS</b>	<b>32.0&lt;/</b>

# 2019 REGULAR SEASON STATISTICS

## WON 5, LOST 11

HEAD COACH RON RIVERA

Date	Result	Opponent	Score
09/08	L	vs. LA Rams	72,005
09/12	L	vs. Tampa Bay	71,101
09/22	W	at Arizona	60,104
09/29	W	at Houston	71,699
10/06	W	vs. Jacksonville	72,762
10/13	W	at Tampa Bay	60,087
10/27	L	at San Francisco	69,083
11/03	W	vs. Tennessee	72,540
11/10	L	at Green Bay	78,990
11/17	L	vs. Atlanta	73,106
11/24	L	at New Orleans	73,068
12/01	L	vs. Washington	71,504
12/08	L	at Atlanta	70,592
12/15	L	vs. Seattle	72,544
12/22	L	at Indianapolis	61,845
12/29	L	vs. New Orleans	72,203

## 4th NFC SOUTH

## RUSHING

Player	No	Yds	Avg	Long	TD
McCaffrey	287	1387	4.8	84t	15
Samuel	19	130	6.8	16	1
Bonnafon	16	116	7.3	59t	1
Allen	32	106	3.3	17t	2
Moore	6	40	6.7	13	0
Grier	7	22	3.1	11	0
Armah	6	11	1.8	4	1
Scarlett	4	9	2.3	6	0
Jones	1	5	5.0	5	0
Davis	2	2	1.0	2	0
Newton	5	-2	-4	3	0
Wright	1	-7	-7.0	-7	0

## TEAM

386 1819 4.7 84t 20

## OPPONENTS

445 2296 5.2 60 31

## DEFENSE

Player	TOT	S	A	QP	FF	FR	PD	TD
Luke Kuechly	152	85	67	6	0	0	13	0
Eric Reid	141	128	13	3	1	6	0	0
Shaqu Thompson	120	79	41	6	0	0	3	0
Tre Boston	76	65	11	1	0	0	10	0
James Bradberry	60	46	7	3	0	0	15	0
Ross Cockrell	59	54	5	0	0	1	7	0
Donte Jackson	40	38	2	0	0	1	7	0
Gerald McCoy	38	24	14	22	0	0	2	0
Javien Elliott	36	30	6	3	0	0	2	0
Mario Addison	35	20	15	38	0	2	1	0
Bruce Irvin	34	18	16	30	1	1	1	0
Vernon Butler	33	24	9	11	0	3	0	0
Brian Burns	28	17	11	25	1	1	0	1
Jermaine Carter	27	17	10	3	0	0	1	0
Efe Obada	23	16	7	7	0	0	1	0

## RECEIVING

Player	No	Yds	Avg	Long	TD
McCaffrey	116	1005	8.7	28	4
Moore	87	1175	13.5	52t	4
Samuel	54	627	11.6	44	6
Olsen	52	597	11.5	41	2
Wright	28	296	10.6	33	0
Thomas	16	136	8.5	19	1
Zylstra	8	106	13.3	40	0
Hogan	8	67	8.4	13	0
Bonnafon	6	57	9.5	32	0
White	4	51	12.8	18	0
Armah	2	6	3.0	4	0
Manhertz	1	11	11.0	11	0

## TEAM

382 4134 10.8 52t 17

## OPPONENTS

347 3997 11.5 93t 21

## INTERCEPTIONS

Player	No	Yds	Avg	Long	TD
Jackson	3	25	8.3	25	0
Boston	3	20	6.7	20	0
Bradberry	3	0	0.0	0	0
Cockrell	2	70	35.0	37	0
Kuechly	2	26	13.0	25	0
Elliott	1	0	0.0	0	0

## TEAM

14 141 10.1 37 0

## OPPONENTS

21 202 9.6 46 1

## PUNTING

Player	No	Yds	Avg	Net	TB	I20	Lg	B
Palardy	75	3452	46.0	38.7	3	25	62	0
CAROLINA	75	3452	46.0	38.7	3	25	62	0
OPPONENTS	68	3099	45.6	41.9	4	27	79	1

## KICKOFF RET.

Player	No	Yds	Avg	Long	TD
White	10	226	22.6	36	0
McCloud	8	174	21.8	31	0
Bonnafon	6	111	18.5	35	0
Dortch	5	119	23.8	32	0
Hogan	1	21	21.0	21	0
Zylstra	1	26	26.0	26	0
Moore	31	677	21.8	36	0

## OPPONENTS

5 102 20.4 32 0

## PUNT RET.

Player	Ret	Yds	Avg	Long	TD
McCloud	10	82	8.2	39	0
Moore	5	41	8.2	16	0
Dortch	4	28	7.0	11	0
Hogan	4	20	5.0	8	0
Gaulden	1	0	0.0	0	0
Zylstra	1	0	0.0	0	0

## TEAM

25 171 6.8 39 0

## OPPONENTS

40 487 12.2 84t 3

## PASSING

Player	Att	Cmp	Yds	Cmp%	Yd/Att	TD	Int	Int%	Lg	TK/LS	Rate	
Allen	489	303	3322	62.0	6.79	17	3.5	16	3.3	52t	46/397	80.0
Newton	89	50	572	56.2	6.43	0	0	1.1	4.4	6	4/3	71.0
Grier	52	28	228	53.8	4.38	0	0.0	4	7.7	28	6/44	33.2
McCaffrey	2	0	0	0.0	0.00	0	0.0	0	0.0	---	0/0	39.6
Palardy	1	1	12	100.0	12.00	0	0.0	0	0.0	12	0/0	116.7

## TEAM

633 382 4134 60.3 6.53 17 2.7 21 3.3 52T 58/484 74.7

## OPPONENTS

544 347 3997 63.8 7.35 21 3.9 14 2.6 93T 53/301 88.0

## STATISTIC

Statistic	CAR.	OPP.
TOTAL FIRST DOWNS	335	355
Rushing	82	128
Passing	230	197
Penalty	23	30
3rd Down: Made/Att	66/207	77/193
3rd Down Pct.	31.9	39.9
4th Down: Made/Att	12/24	6/9
4th Down Pct.	50.0	66.7
POSSESSION AVG.	28:55	31:05
TOTAL NET YARDS	5469	5992
Avg. Per Game	341.8	374.5
Total Plays	1077	1042
Avg. Per Play	5.1	5.8
NET YARDS RUSHING	1819	2296
Avg. Per Game	113.7	143.5
Total Rushes	386	445
NET YARDS PASSING	3650	3696
Avg. Per Game	228.1	231.0
Sacked/Yards Lost	58/484	53/301
Gross Yards	4134	3997
Att./Completions	633/382	544/347
Completion Pct.	60.3	63.8
Had Intercepted	21	14
PUNTS/AVERAGE	75/46.0	68/45.6
NET PUNTING AVG.	75/38.7	68/41.9
PENALTIES/YARDS	87/754	109/940
FUMBLES/BALL LOST	25/14	16/7
TOUCHDOWNS	38	56
Rushing	20	31
Passing	17	21
Returns	1	4

## SCORING

Player	TD	Ru	Pa	Rt	PAT	FG	2PT/S	PTS
McCaffrey	19	15	4	0	0	0	0	116
Slye	0	0	0	0	31/35	25/32	0	106
Samuel	7	1	6	0	0	0	0	42
Moore	4	0	4	0	0	0	0	24
Allen	2	2	0	0	0	0	0	12
Olsen	2	0	2	0	0	0	0	12
Armah	1	1	0	0	0	0	0	6
Bonnafon	1	1	0	0	0	0	0	6
Burns	1	0	1	0	0	0	0	6
Thomas	1	0	1	0	0	0	0	6
Irvin	0	0	0	0	0	0	0	2
Kuechly	0	0	0	0	0	0	0	2
TEAM	38	20	17	1	31/35	25/32	2	340
OPPONENTS	56	31	21	4	49/50	27/35	0	470

## SCORE BY PERIODS

	1	2	3	4	OT	TOT
CAROLINA	60	96	83	101	0	340
OPPONENTS	109	130	128	103	0	470

## SACKS

Bradberry	.....	1.0	
Player..... TOTAL	Haynes	.....	1.0
Addison	.....	9.5	
McGee	.....	0.5	
Irvin	.....	8.5	
Elliott	.....	0.5	
Burns	.....	7.5	
Carter	.....	0.5	
Butler	.....	6.0	
CAROLINA.....	53.0		
McCoy	.....	5.0	
OPPONENTS.....	58.0		
Poe	.....	4.0	
Reid	.....	4.0	
Thompson	.....	3.0	
Miller	.....	2.0	

## FIELD GOALS

Player	1-19	20-29	30-39	40-49	50+
SLYE	0/0	4/5	5/5	8/11	8/11
TEAM	0/0	4/5	5/5	8/11	8/11
OPPONENTS	0/0	6/6	12/13	6/11	3/5

SLYE: (53N,46G,52G)(32G,37G,54G,51G)(36G)  
 (48G,55G,26G)(56B,46N)(49G,60N,46G,29G,41N)  
 (41G)(35G,49N)(50G)(31G)(41G,52G,28N)(1)  
 (46G,42G)(52G)(27G,50G)(23G)  
 OPP: (49G,56G,27G,41N)(40G,42N,32G)(34G,47G)  
 (52N,37G)(35G,38G)(54G)(20G)(43N,56N,44N)(47G)  
 (38G,38N,23G,29G)(41G,33G)(25G,42G,49B,36G)  
 (37G,35G,29G,50G)(30G)(35G)(1)

## PANTHERS USUAL STARTERS

WR 17	Funchess (12)	DE 97	Addison (16)
LT 74	Clark (13)	LDT 99	Short (14)
LG 73	Van Roten (16)	RDT 95	Poe (16)
C 67	R. Kalil (16)	DE 96	Peppers (8)
RG 70	Turner (13)	SLB 54	Thompson (11)
RT 72	Moton (16)	MLB 59	Kuechly (16)
TE 88	Olsen (9)	WLB 58	Davis (12)
WR 12	Moore (10)	LCB 24	Bradberry (16)
QB 1	Newton (14)	RCB 26	Jackson (10)
WR 10	Samuel (8)	SS 25	Reid (13)
RB 22	McCaffrey (16)	FS 29	Adams (16)

# 2020 REGULAR SEASON STATISTICS

## WON 5, LOST 11

		3rd NFC SOUTH	
HEAD COACH MATT RHULE			
09/13	L	30-34	vs. Las Vegas
09/20	L	17-31	at Tampa Bay
09/27	W	21-16	at LA Chargers
10/04	W	31-21	vs. Arizona
10/11	W	23-16	at Atlanta
10/18	L	16-23	vs. Chicago
10/25	L	24-27	at New Orleans
10/29	L	17-25	vs. Arizona
11/08	L	31-33	at Kansas City
11/15	L	23-46	vs. Tampa Bay
11/22	W	20-0	vs. Detroit
11/29	L	27-28	at Minnesota
12/13	L	27-32	vs. Denver
12/19	L	16-24	at Green Bay
12/27	W	20-13	at Washington
01/03	L	7-33	vs. New Orleans

## STATISTIC

	CAR.	OPP.
<b>TOTAL FIRST DOWNS</b>	<b>335</b>	<b>360</b>
Rushing	110	114
Passing	192	211
Penalty	22	35
3rd Down: Made/Att	76/195	98/199
3rd Down Pct.	39.0	49.9
4th Down: Made/Att	15/27	6/10
4th Down Pct.	55.6	60.0
<b>POSSESSION AVG.</b>	<b>30.59</b>	<b>29.01</b>
<b>TOTAL NET YARDS</b>	<b>5592</b>	<b>5761</b>
Avg. Per Game	349.6	360.1
Total Plays	993	1022
Avg. Per Play	5.6	5.6
<b>NET YARDS RUSHING</b>	<b>1704</b>	<b>1936</b>
Avg. Per Game	106.5	121.0
Total Rushes	407	408
<b>NET YARDS PASSING</b>	<b>3888</b>	<b>3825</b>
Avg. Per Game	243.0	239.1
Sacked/Yards Lost	36/241	29/199
Gross Yards	4129	4024
Att./Completions	550/373	585/398
Completion Pct.	67.8	68.0
Had Intercepted	16	7
<b>PUNTS/AVERAGE</b>	<b>45/46.3</b>	<b>51/43.8</b>
<b>NET PUNTING AVG.</b>	<b>45/40.8</b>	<b>51/40.7</b>
<b>PENALTIES/YARDS</b>	<b>95/752</b>	<b>85/713</b>
<b>FUMBLES/BALL LOST</b>	<b>13/5</b>	<b>22/15</b>
<b>TOUCHDOWNS</b>	<b>38</b>	<b>56</b>
Rushing	19	17
Passing	16	28
Returns	3	1

## SCORING

	TD	Ru	Pa	Rt	PAT	FG	2PTS	PTS
Slye	0	0	0	0	33/36	29/36	0	120
Davis	8	6	2	0	0	0	0	48
McCaffrey	6	5	1	0	0	0	0	36
Bridgewater	5	5	0	0	0	0	0	30
Samuel	5	2	3	0	0	0	0	30
Moore	4	0	4	0	0	0	0	24
Anderson	3	0	3	0	0	0	0	20
Chinn	2	0	0	2	0	0	0	12
Bonnafon	1	0	1	0	0	0	0	6
Smith	1	1	0	0	0	0	0	6
Thomas	1	0	0	0	0	0	0	6
Thompson	1	0	0	0	0	0	0	6
Zylstra	1	0	0	1	0	0	0	6
TEAM	38	19	16	3	33/36	29/36	1	350
OPPONENTS	46	17	28	1	37/43	29/31	1	402

## SCORE BY PERIODS

	1	2	3	4	OT	TOT
CAROLINA	89	107	58	96	0	350
OPPONENTS	85	117	80	120	0	402

## RUSHING

	No	Yds	Avg	Long	TD
Davis	165	642	3.9	25	6
Bridgewater	53	279	5.3	18t	5
McCaffrey	59	225	3.8	15	5
Samuel	41	200	4.9	45	2
Smith	41	156	3.8	13	1
Bonnafon	12	69	5.8	22	0
Cannon	10	33	3.3	13	0
Chinn	2	29	14.5	28	0
Stevens	4	24	6.0	10	0
Moore	2	22	11.0	21	0
Anderson	4	15	3.8	11	0
Armah	6	9	1.5	3	0
Hartsfield	2	2	1.0	2	0
Zylstra	1	1	1.0	1	0
Walker	5	-2	-0.4	2	0
TEAM	407	1704	4.2	45	19
OPPONENTS	408	1936	4.8	48	17

## RECEIVING

	No	Yds	Avg	Long	TD
Anderson	95	1096	11.5	75t	3
Samuel	77	851	11.1	44	3
Moore	66	1193	18.1	74t	4
Davis	59	373	6.3	23	2
Thomas	20	145	7.3	21	1
McCaffrey	17	149	8.8	24	1
Smith	9	59	6.6	12	0
Manhertz	6	52	8.7	17	0
Cooper	5	73	14.6	32	0
Armah	5	18	3.6	14	0
Roberts	4	31	7.8	12	0
Zylstra	3	35	11.7	28	0
Cannon	3	16	5.3	19	0
Bonnafon	2	18	9.0	15	1
Kirkwood	1	13	13.0	13	0
Thompson	1	7	7.0	7	1
TEAM	373	4129	11.1	75t	16
OPPONENTS	398	4024	10.5	50	28

## INTERCEPTIONS

	No	Yds	Avg	Long	TD
Jackson	3	110	36.7	66	0
Boston	1	0	0	0	0
Burris	1	0	0	0	0
Chinn	1	0	0	0	0
Whitehead	1	0	0	0	0
TEAM	7	110	15.7	66	0
OPPONENTS	16	116	7.3	48	0

## PUNTING

	No	Yds	Avg	Net	TB	I20	Lg	B
Charlton	45	2082	46.3	40.8	3	21	67	0
CAROLINA	45	2082	46.3	40.8	3	21	65	0
OPPONENTS	51	2233	43.8	40.7	2	22	65	0

## KICKOFF RET.

	No	Yds	Avg	Long	TD
Cooper	18	430	23.9	38	0
Cannon	10	298	29.8	98	0
Zylstra	1	6	6.0	6	0
TEAM	29	734	25.3	98	0
OPPONENTS	7	144	20.6	29	0

## PUNT RET.

	Ret	Yds	Avg	Long	TD
Cooper	20	117	5.9	20	0
TEAM	20	117	5.9	20	0
OPPONENTS	18	184	10.2	83t	1

## PASSING

	Att	Cmp	Yds	Cmp%	Yd/Att	TD	TD%	Int	Int%	Lg	TK/LS	Rate
Bridgewater	492	340	3733	69.1	7.59	15	3.0	11	2.2	75t	31/205	92.1
Walker	56	32	368	57.1	6.57	1	1.8	5	8.9	52	4/31	45.8
Charlton	1	1	28	100.0	28.0	0	0.0	0	0.0	28	1/5	118.8
Moore	1	0	0	0.0	0.00	0	0.0	0	0.0	---	0/0	39.6
TEAM	550	373	4129	67.8	7.51	16	2.9	16	2.9	75t	36/241	87.5
OPPONENTS	585	398	4024	68.0	6.88	28	4.8	7	1.2	50	29/199	98.4

## DEFENSE

	TOT	S	A	QP	FF	FR	PD	TD
Jeremy Chinn	116	68	48	5	2	2	5	2
Shaq Thompson	114	64	50	2	2	1	5	0
Tre Boston	95	61	34	2	1	2	4	0
Rasul Douglas	62	50	12	0	0	0	0	0
Brian Burns	58	35	23	21	3	0	4	0
Justin Burris	53	34	19	1	0	0	4	0
Tahir Whitehead	51	27	24	1	0	1	1	0
Jemaine Carter Jr.	43	21	22	0	0	1	1	0
Troy Pride Jr.	41	26	15	0	0	0	2	0
Corn Elder	37	27	10	0	1	0	3	0
Donte Jackson	34	22	12	0	0	0	11	0
Derrick Brown	34	21	13	12	0	0	4	0
Zach Kerr	32	11	21	9	1	0	2	0
Bravion Roy	29	13	16	5	0	0	0	0
Yetur Gross-Matos	24	9	15	6	1	0	0	0
Sam Franklin Jr.	22	15	7	1	0	0	1	0
Marquis Hayes Jr.	18	15	3	5	1	2	1	0
Efe Obada	18	10	8	15	1	2	0	0
Stephen Weatherly	17	7	10	3	0	0	0	0
Adarius Taylor	16	9	7	0	0	0	0	0
Myles Hartsfield	13	8	5	0	0	1	1	0
Austin Larkin	12	5	7	0	0	0	0	0
S. Thomas-Overter	7	6	1	0	0	0	0	0
Kawann Short	6	3	3	1	0	0	0	0
Eli Apple	4	3	1	0	0	0	0	0
Woodrow Hamilton	3	2	1	0	0	1	0	0
Julian Stanford	3	1	2	0	0	0	0	0
Clay Johnston	1	0	1	0	0	0	0	0

## SACKS

Player	TOTAL	Boston	
Burns	.....9.0	Chinn	.....1.0
Obada	.....5.5	Franklin Jr.	.....1.0
Haynes	.....4.0	Roy	.....1.0
Gross-Matos	.....2.5	CAROLINA	.....29.0
Brown	.....2.0	OPPONENTS	.....36.0
Kerr	.....2.0		

## FIELD GOALS

	1-19	20-29	30-39	40-49	50+
SLYE	0/0	11/12	10/10	7/8	1/6
TEAM	0/0	11/12	10/10	7/8	1/6
OPPONENTS	0/0	8/8	8/8	7/8	6/7

SLYE: (47G, 46G, 31G)(23G)(29G, 24G, 30G, 22G, 31G)(27G, 42N)(38G, 39G, 22G)(21G, 20G, 54N, 48G)(43G, 65N)(39G)(47G, 51N, 67N)(46G)(56G, 37G)(28B, 40G, 21G, 54N)(35G, 26G)(36G, 22G, 33G)(0)

OPP: (20G, 54G)(33G)(41G)(1)(46G, 31G, 54G)(31G, 55G, 31G)(41G, 43G)(20G, 37G, 36G, 29G)(39G, 55G, 48N)(23G, 24G, 21G, 40G)(51N)(53G, 25G)(51G)(48G, 26G)(33G, 48G)

## PANTHERS USUAL STARTERS

WR 11	Anderson (12)	DE 53	Burns (14)
LT 76	Okung (7)	LDT 93	Roy (9)
LG 64	Reed (14)	RDT 95	Brown (15)
C 61	Paradis (16)	DE 91	Weatherly (9)
RG 67	Miller (14)	SLB 21	Chinn (15)
RT 72	Moton (16)	MLB 52	Whitehead (10)
TE 82	Manhertz (12)	WLB 54	S. Thompson

# 2021 REGULAR SEASON STATISTICS

## WON 5, LOST 12

HEAD COACH MATT RHULE			4th NFC SOUTH		
09/12	W	19-14	vs. NY Jets	70,211	
09/19	W	26-7	vs. New Orleans	70,675	
09/23	W	24-9	at Houston	68,320	
10/03	L	28-36	at Dallas	93,262	
10/10	L	18-21	vs. Philadelphia	72,545	
10/17	L	28-34	vs. Minnesota	72,104	
10/24	L	3-25	at NY Giants	71,899	
10/31	W	19-13	at Atlanta	68,583	
11/07	L	6-24	vs. New England	72,203	
11/14	W	34-10	at Arizona	62,400	
11/21	L	21-27	vs. Washington	73,350	
11/28	L	10-33	at Miami	62,389	
12/12	L	21-29	vs. Atlanta	72,243	
12/19	L	14-31	at Buffalo	65,398	
12/26	L	6-32	vs. Tampa Bay	71,918	
01/02	L	10-18	at New Orleans	69,170	
01/09	L	17-41	at Tampa Bay	65,473	

## STATISTIC CAR. OPP.

### TOTAL FIRST DOWNS

Rushing	118	112
Passing	174	170
Penalty	30	29
3rd Down: Made/Att	84/235	82/217
3rd Down Pct.	35.7	37.8
4th Down: Made/Att	14/34	12/21
4th Down Pct.	41.2	57.1

### POSSESSION AVG.

TOTAL NET YARDS	5081	5201
Avg. Per Game	298.9	305.9
Total Plays	1106	1028
Avg. Per Play	4.6	5.1

### NET YARDS RUSHING

Avg. Per Game	108.4	113.8
Total Rushes	455	474

### NET YARDS PASSING

Avg. Per Game	190.5	192.1
Sacked/Yards Lost	52/334	39/293
Gross Yards	3573	3559
Att./Completions	599/348	515/337
Completion Pct.	58.1	65.4
Had Intercepted	21	9

### PUNTS/AVERAGE

NET PUNTING AVG.	75/37.3	75/40.8
PENALTIES/YARDS	107/864	108/896

### FUMBLES/BALL LOST

TOUCHDOWNS	32	45
Rushing	17	16
Passing	14	26
Returns	1	3

### SCORING

TD	Ru	Pa	Rt	PAT	FG	2PT/S	PTS
Gonzalez	0	0	0	22/23	20/22		0 82
Hubbard	6	5	1	0	0		0 36
Anderson	5	5	0	0	0		0 30
Darnold	5	0	0	0	0		0 30
Newton	5	5	0	0	0		0 30
Moore	4	0	4	0	0		1 26
Hajrullahu	0	0	0	3/3	4/5		0 15
Tremble	2	1	1	0	0		1 14
McCaffrey	2	1	1	0	0		0 12
Santoso	0	0	0	1/2	2/2		0 7
Abdullah	1	0	1	0	0		0 6
Robinson Jr.	1	0	1	0	0		0 6
Zylstra	1	0	1	0	0		0 6
Marshall Jr.	0	0	0	0	0		1 2
TEAM	32	17	14	1	26/28	26/29	4 304
OPPONENTS	45	16	26	3	32/35	32/37	3 404

## SCORE BY PERIODS

	1	2	3	4	OT	TOT
CAROLINA	95	87	35	87	0	304
OPPONENTS	43	130	111	114	6	404

## RUSHING

No	Yds	Avg	Long	TD
Hubbard	172	612	3.6	26
McCaffrey	99	442	4.5	18
Newton	47	230	4.9	33
Darnold	48	222	4.6	30
Abdullah	44	136	3.1	15
Freeman	21	77	3.7	13
Moore	8	48	6.0	14
Anderson	3	36	12.0	30
Chandler	1	14	14.0	14
Walker	7	13	1.8	13
Tremble	3	11	3.7	7
Bonafon	1	4	4.0	4
S. Smith	1	-3	-3.0	-3
TEAM	455	1842	4.1	33
OPPONENTS	474	1935	4.1	55

## RECEIVING

No	Yds	Avg	Long	TD
Moore	93	1157	12.4	64
Anderson	59	519	8.8	57
McCaffrey	37	343	9.3	32
Abdullah	35	272	7.8	23
Hubbard	25	174	7.0	33
Tremble	20	180	9.0	30
Zylstra	18	250	13.9	55
Thomas	18	188	10.4	41
Marshall Jr.	17	138	8.1	23
Arnold	7	84	12.0	19
S. Smith	6	104	17.3	63
R. Smith	5	48	9.6	17
Erickson	3	55	18.3	25
Kirkwood	3	17	5.7	7
Freeman	3	15	5.0	8
Bonafon	2	12	6.0	6
Saunders	2	11	5.5	8
Snead IV	1	6	6.0	6
TEAM	348	3573	10.3	64
OPPONENTS	337	3559	10.6	62

## INTERCEPTIONS

No	Yds	Avg	Long	TD
S. Thompson	2	39	19.5	29
Jackson	2	21	10.5	21
Gilmore	2	13	6.5	13
Burris	1	17	17.0	17
Horn	1	13	13.0	13
Chinn	1	0	0.0	0
TEAM	9	103	11.4	29
OPPONENTS	21	310	14.8	88

## PUNTING

No	Yds	Avg	Net	TB	I20	Lg	B
Edwards	38	147.9	40.5	2	8	62	1
Charlton	21	139.1	35.8	0	8	54	1
Winslow	13	0	38.6	37.2	0	3	46
Gonzalez	1	0	40.0	20.0	1	0	40
CAROLINA	75	3184	42.5	38.3	3	19	62
OPPONENTS	75	3397	45.3	41.4	4	29	65

## KICKOFF RET.

No	Yds	Avg	Long	TD
Abdullah	22	484	22.0	39
Erickson	2	57	28.5	39
S. Smith	1	24	24.0	24
Hubbard	1	21	21.0	21
Tremble	1	21	21.0	21
Moore	1	13	13.0	13
TEAM	28	620	22.1	39
OPPONENTS	29	769	26.5	45

## PUNT RET.

Ret	Yds	Avg	Long	TD
Erickson	23	204	8.9	22
Moore	1	9	9.0	9
TEAM	24	213	8.9	22
OPPONENTS	34	252	7.4	22

## PASSING

Att	Cmp	Yds	Cmp%	Yd/Att	TD	2D	Int	Int%	Lg	TK/Ls	Rate
Darnold	406	243	2527	59.9	6.22	9	2.2	3.2	63	35/204	71.9
Newton	126	69	684	54.8	5.43	4	3.2	5	4.0	64	10/83
Walker	66	36	362	54.5	5.48	1	1.5	3	4.5	24	7/47
Zylstra	1	0	0	0.0	0.00	0	0.0	0.0	0.0	---	0/0
TEAM	599	348	3573	58.1	5.96	14	2.3	21	3.5	64	52/334
OPPONENTS	515	337	3559	65.4	6.91	26	5.0	1.7	62	39/293	95.0

## DEFENSE

TOT	S	A	QP	FF	FR	PD	TD
Jeremy Chinn	106	74	32	5	1	1	5
Shaq Thompson	104	65	39	6	0	0	5
Jermaine Carter Jr.	84	35	49	3	0	1	1
Haason Reddick	67	37	30	18	2	1	0
Donte Jackson	61	50	11	0	1	0	10
Brian Burns	51	31	20	18	2	0	4
Myles Hartfield	44	29	15	1	0	0	4
Sean Chandler	42	25	17	1	0	0	1
Derrick Brown	41	27	14	9	0	0	4
DaQuan Jones	39	19	20	6	1	0	0
Keith Taylor Jr.	37	30	7	0	1	0	3
Frankie Luvu	34	18	16	5	0	3	1
Morgan Fox	34	16	18	7	1	1	0
CJ Henderson	31	25	6	0	0	2	0
Brawlion Roy	30	13	17	2	0	0	2
A.J. Bouye	28	23	5	0	1	0	3
Yetur Gross-Matos	28	18	10	4	1	0	1
Justin Burris	23	17	6	0	0	0	1
Marquis Hayes Sr.	20	9	11	5	0	0	1
Stephon Gilmore	16	15	1	0	0	0	2
Rashaan Melvin	16	12	4	0	0	0	0
Sam Franklin Jr.	15	13	2	1	0	0	1
Kenny Robinson	14	10	4	0	0	0	0
Davidyon Nixon	9	1	8	2	0	0	0
Clay Johnston	6	2	4	0	0	0	0
Jaycee Horn	5	3	2	0	0	0	1
Phil Hoskins	4	3	1	1	0	0	0
Julian Stanford	3	1	2	0	0	0	0
Frank Herron	1	1	0	0	0	0	0
Darryl Johnson	1	0	1	0	0	0	0
S. Thomas-Oliver	1	0	1	0	0	0	0

## SACKS

Player.....	TOTAL	Luvu	.....1.5
Reddick.....	11.0	Chinn	.....1.0
Burns.....	9.0	Hartsfield.....	1.0
Gross-Matos.....	3.5	Hoskins.....	1.0
Brown.....	3.0	Jones.....	1.0
Haynes.....	3.0	Nixon.....	0.5
Thompson.....	2.0	CAROLINA.....	39.0
Fox.....	1.5	OPPONENTS.....	52.0

## FIELD GOALS

1-19	20-29	30-39	40-49	50-
Gonzalez	0/0	6/6	1/1	10/10
Hajrullahu	0/0	2/2	2/2	0/1
Santoso	0/0	2/2	0/0	0/0
TEAM	0/0	10/10	3/3	10/11
OPPONENTS	0/0	6/6	11/11	11/14

## GONZALEZ: (I)(20G,50B,42G)(21G)(54N)

(48G,43G,50G) (47G,23G)(45G)(29G,51G,57G,23G)

(39G,49G)(



# 2022 REGULAR SEASON STATISTICS

## WON 7, LOST 10

HEAD COACH MATT RHULE (5) / STEVE WILKS (12)		2nd NFC SOUTH	
09/11	L 24-26	vs. Cleveland	72,205
09/18	L 16-19	at NY Giants	73,843
09/25	W 22-14	vs. New Orleans	70,496
10/02	L 16-26	vs. Arizona	69,810
10/09	L 15-37	vs. San Francisco	72,321
10/16	L 10-24	at LA Rams	71,482
10/23	W 21-3	vs. Tampa Bay	71,941
10/30	L 34-37 (OT)	at Atlanta	68,996
11/06	L 21-42	at Cincinnati	66,160
11/10	W 25-15	vs. Atlanta	72,029
11/20	L 3-13	at Baltimore	70,677
11/27	W 23-10	vs. Denver	70,644
12/11	W 30-24	at Seattle	68,672
12/18	L 16-24	at Pittsburgh	73,948
12/24	W 37-23	vs. Detroit	69,173
01/01	L 24-30	at Tampa Bay	69,298
01/08	W 10-7	at New Orleans	70,118

## STATISTIC CAR. OPP.

TOTAL FIRST DOWNS	281	346
Rushing	119	125
Passing	138	194
Penalty	24	27
3rd Down: Made/Att	64/202	95/231
3rd Down Pct.	31.7	41.1
4th Down: Made/Att	12/21	8/18
4th Down Pct.	57.1	44.4
POSSESSION AVG.	28:21	31:39
TOTAL NET YARDS	5206	5953
Avg. Per Game	306.2	350.2
Total Plays	976	1103
Avg. Per Play	5.3	5.4
NET YARDS RUSHING	2210	2085
Avg. Per Game	130.0	122.6
Total Rushes	483	488
NET YARDS PASSING	2996	3868
Avg. Per Game	176.2	227.5
Sacked/Yards Lost	36/250	35/230
Gross Yards	3246	4098
Att./Completions	457/267	580/383
Completion Pct.	58.4	66.0
Had Intercepted	13	10
PUNTS/AVERAGE	81/48.5	78/45.9
NET PUNTING YARDS	81/44.1	78/40.8
PENALTIES/AVG.	104/86.2	105/86.6
FUMBLES/BALL LOST	29/8	16/7
TOUCHDOWNS	36	44
Rushing	16	17
Passing	16	25
Returns	4	2

## POSSESSION AVG.

TOTAL NET YARDS	5206	5953
Avg. Per Game	306.2	350.2
Total Plays	976	1103
Avg. Per Play	5.3	5.4

## NET YARDS RUSHING

NET YARDS RUSHING	2210	2085
Avg. Per Game	130.0	122.6
Total Rushes	483	488

## NET YARDS PASSING

NET YARDS PASSING	2996	3868
Avg. Per Game	176.2	227.5
Sacked/Yards Lost	36/250	35/230
Gross Yards	3246	4098
Att./Completions	457/267	580/383
Completion Pct.	58.4	66.0
Had Intercepted	13	10

## PUNTS/AVERAGE

PUNTS/AVERAGE	81/48.5	78/45.9
NET PUNTING YARDS	81/44.1	78/40.8
PENALTIES/AVG.	104/86.2	105/86.6

## FUMBLES/BALL LOST

FUMBLES/BALL LOST	29/8	16/7
TOUCHDOWNS	36	44
Rushing	16	17
Passing	16	25
Returns	4	2

## TOUCHDOWNS

TOUCHDOWNS	36	44
Rushing	16	17
Passing	16	25
Returns	4	2

## RETURNS

RETURNS	4	2
---------	---	---

## SCORING

TD	Ru	Pa	Rt	PAT	FG	2PT/S	PTS
Piñeiro	0	0	0	30/32	33/35	0	129
Moore	7	0	7	0	0	0	42
Foreman	5	5	0	0	0	1	32
Blackshear	3	3	0	0	0	0	18
McCaffrey	3	2	1	0	0	0	18
Tremble	3	0	3	0	0	0	18
Darnold	2	2	0	0	0	0	12
Hubbard	2	2	0	0	0	0	12
Shenault Jr.	2	1	1	0	0	0	12
S. Smith	2	0	2	0	0	0	12
Anderson	1	0	1	0	0	0	6
Haynes Sr.	1	0	1	0	0	0	6
Jackson	1	0	1	0	0	0	6
Jordan	1	0	1	0	0	0	6
Luvu	0	0	1	0	0	0	6
Marshall Jr.	1	0	1	0	0	0	6
Mayfield	1	1	0	0	0	0	6
TEAM	36	16	4	30/32	33/35	1	347
OPPONENTS	44	17	25	36/40	24/33	1	374

## SCORE BY PERIODS

	1	2	3	4	OT	TOT
CAROLINA	47	107	63	130	0	347
OPPONENTS	41	119	70	141	3	374

## RUSHING

No	Yds	Avg	Long	TD
Foreman	203	914	4.5	60
Hubbard	95	466	4.9	35
McCaffrey	85	393	4.6	49
Darnold	26	106	4.1	26
Blackshear	23	77	3.3	16
Shenault Jr.	9	65	7.2	41t
Moore	10	53	5.3	11
Mayfield	16	52	3.3	17
S. Brown	9	43	4.8	7
Walker	6	39	6.5	20
Chandler	1	2	2.0	2
TEAM	483	2210	4.6	60
OPPONENTS	488	2085	4.3	52

## RECEIVING

No	Yds	Avg	Long	TD
Moore	63	888	14.1	62t
Marshall Jr.	28	490	17.5	43
McCaffrey	33	277	8.4	49
S. Smith	22	296	13.5	38
Shenault Jr.	27	272	10.1	67t
Tremble	19	174	9.2	29t
Thomas	21	197	9.4	50
Anderson	13	206	15.8	75t
Hubbard	14	171	12.2	45
Blackshear	10	93	9.3	27
Ricci	8	100	12.5	32
Foreman	5	26	5.2	23
Sullivan	2	46	23.0	33
S. Brown	2	10	5.0	9
TEAM	267	3246	12.2	75t
OPPONENTS	383	4098	10.7	63t

## INTERCEPTIONS

No	Yds	Avg	Long	TD
Horn	3	49	16.3	31
Henderson	2	74	37.0	50
Jackson	2	30	15.0	34
Luvu	1	33	33.0	33t
Roy	1	3	3.0	3
D. Brown	1	0	0.0	0
TEAM	10	189	18.9	54
OPPONENTS	13	166	12.8	41t

## PUNTING

No	Yds	Avg	Net	TB	I20	Lg	B
Hekker	81	3925	48.5	44.1	6	39	68
CAROLINA	81	3925	48.5	44.1	6	39	68
OPPONENTS	78	3581	45.9	40.8	9	25	68

## KICKOFF RET.

No	Yds	Avg	Long	TD
Blackshear	19	513	27.0	66
Hubbard	5	104	20.8	36
Shenault Jr.	3	82	27.3	36
Roberts	2	35	17.5	18
Tremble	1	8	8.0	8
Sullivan	1	5	5.0	5
TEAM	31	747	24.1	66
OPPONENTS	33	738	22.4	50

## PUNT RET.

Ret	Yds	Avg	Long	TD
S. Smith	23	143	6.2	22
Blackshear	6	55	9.2	21
Roberts	4	18	4.5	10
Taylor Jr.	1	0	0.0	0
TEAM	34	216	6.4	22
OPPONENTS	27	231	8.6	27

## PASSING

Att	Cmp	Yds	Cmp%	Yd/Att	TD	TD%	Int	Int%	Lg	TK/LS	Rate	
Mayfield	206	119	1313	57.8	6.4	6	2.9	6	2.9	75t	35/204	74.4
Darnold	140	82	1143	58.6	8.2	7	5.0	3	2.1	52	10/83	92.6
Walker	106	63	713	59.4	6.9	3	2.8	3	2.8	62t	7/47	78.0
Eason	5	3	59	60.0	11.8	0	0.0	1	20.0	49	0/0	61.7
TEAM	457	267	3246	58.4	7.1	16	3.5	13	2.8	75t	52/334	80.2
OPPONENTS	580	383	4098	66.0	7.1	25	4.3	10	1.7	63t	39/293	93.7

## DEFENSE

TOT	S	A	QP	FF	FR	PD	TD
Shaq Thompson	135	78	57	3	0	0	4
Frankie Luvu	111	76	35	9	1	0	4
Xavier Woods	86	53	33	1	0	2	6
Jeremy Chinn	70	51	19	1	0	0	6
Derrick Brown	67	30	37	12	0	0	7
Brian Burns	63	34	29	22	1	0	3
CJ Henderson	58	50	8	0	1	0	6
Myles Hartsfield	58	44	14	1	1	0	1
Yetur Gross-Matos	54	18	36	10	0	4	0
Jaycee Horn	53	37	16	1	0	0	7
Cory Littleton	44	25	19	2	0	0	2
Matt Ioannidis	37	17	20	9	1	0	1
Donte Jackson	35	32	3	0	0	0	3
Damien Wilson	32	18	14	2	1	0	0
Keith Taylor Jr.	28	23	5	0	0	0	3
Marquis Haynes Sr.	26	17	9	13	0	1	4
Justin Burris	20	12	8	0	0	0	1
Henry Anderson	18	9	9	1	0	0	0
Brawon Roy	17	4	13	1	0	0	3
Marquan McCall	15	7	8	1	0	0	0
Josh Norman	8	6	2	0	0	0	0
Amare Barno	7	6	1	2	0	0	0
Sam Franklin Jr.	7	6	1	0	1	0	0
Sean Chandler	7	5	2	0	0	0	0
Daviyon Nixon	6	3	3	0	0	0	0
Brandon Smith	5	4	1	0	0	0	0
T.J. Carrie	5	3	2	0	0	0	0
Tae Hayes	3	2	1	0	0	0	0
Phil Hoskins	2	1	1	0	0	0	0
Arron Mosby	1	1	0	0	0	0	0

## SACKS

||
||
||

# 2023 REGULAR SEASON STATISTICS

## WON 2, LOST 15

HEAD COACH FRANK REICH (11) / CHRIS TABOR (6)		2nd Nfc SOUTH	
09/18	L 10-24	at Atlanta	72,205
09/18	L 17-20	vs. New Orleans	73,843
09/24	L 27-37	at Seattle	70,496
10/01	L 13-21	vs. Minnesota	69,810
10/08	L 24-42	at Detroit	72,321
10/15	L 21-42	at Miami	71,482
10/29	W 15-13	vs. Houston	71,941
11/05	L 13-27	vs. Indianapolis	68,996
11/09	L 13-16	at Chicago	66,160
11/19	L 10-33	vs. Dallas	72,029
11/26	L 10-17	at Tennessee	70,677
12/03	L 18-21	at Tampa Bay	70,644
12/10	L 6-28	at New Orleans	68,672
12/17	W 9-7	vs. Atlanta	73,548
12/24	L 30-33	vs. Green Bay	69,173
12/31	L 0-26	at Jacksonville	69,298
01/07	L 0-9	vs. Tampa Bay	70,118

## STATISTIC CAR. OPP.

<b>TOTAL FIRST DOWNS</b>	297	311
Rushing	111	122
Passing	150	162
Penalty	36	27
3rd Down: Made/Att	85/249	84/221
3rd Down Pct.	34.1	41.1
4th Down: Made/Att	23/48	7/10
4th Down Pct.	47.9	70.0
<b>POSSESSION AVG.</b>	31:06	28:53
<b>TOTAL NET YARDS</b>	4510	4997
Avg. Per Game	265.3	293.9
<b>Total Plays</b>	1096	1016
Avg. Per Play	4.1	4.9
<b>NET YARDS RUSHING</b>	1769	2081
Avg. Per Game	104.1	122.4
Total Rushes	445	508
<b>NET YARDS PASSING</b>	2741	2916
Avg. Per Game	161.2	171.5
Sacked/Yards Lost	65/504	27/193
Gross Yards	3245	3109
Att./Completions	586/350	481/309
Completion Pct.	59.7	64.2
Had Intercepted	10	8
<b>PUNTS/AVERAGE</b>	82/46.8	81/47.9
<b>NET PUNTING AVG.</b>	82/41.7	81/43.3
<b>PENALTIES/YARDS</b>	103/845	89/679
<b>FUMBLE/BALL LOST</b>	24/10	10/3
<b>TOUCHDOWNS</b>	23	49
Rushing	7	25
Passing	13	19
Returns	3	5

## SCORING

TD	Ru	Pa	Rt	PAT	FG	2PT/S	PTS
Piñeiro	0	0	0	17/20	25/29	0	92
Chark Jr.	5	5	0	0	0	0	30
Hubbard	5	5	0	0	0	0	30
Thielen	4	0	4	0	0	0	16
Tremble	3	0	3	0	0	0	18
Smith-Marsette	2	1	0	1	0	0	12
Hill	1	0	1	0	0	0	6
Franklin Jr.	1	0	1	0	0	0	6
Sanders	1	1	0	0	0	0	6
Hurst	1	0	1	0	0	0	6
Blackshear	0	0	0	0	0	1	2
Young	0	0	0	0	0	1	2
Wright	0	0	0	0	0/1	0	0
<b>TEAM</b>	23	7	13	3	17/20	25/30	3236
<b>OPPONENTS</b>	50	25	19	6	45/47	25/26	1416

## SCORE BY PERIOD

	1	2	3	4	OT	TOT
CAROLINA	37	67	49	83	0	236
OPPONENTS	54	163	71	128	0	416

## RUSHING

No	Yds	Avg	Long
Hubbard	238	902	3.8
Sanders	129	432	3.3
Young	39	253	6.5
Blackshear	14	46	3.3
Shenault Jr.	12	55	4.6
Smith-Marsette	8	74	9.3
Dalton	3	12	4.0
Thielen	1	6	6.0
Hekker	1	-11	-11.0
<b>TEAM</b>	445	1769	4.0
<b>OPPONENTS</b>	508	2081	4.1

## RECEIVING

No	Yds	Avg	Long
Thielen	103	1014	9.8
Mingo	43	418	9.7
Hubbard	39	233	6.0
Chark Jr.	35	525	15.0
Sanders	27	154	5.7
Tremble	23	194	8.4
Marshall Jr.	19	139	7.3
Hurst	18	184	10.2
Sullivan	12	125	10.4
Shenault Jr.	10	60	6.0
Smith-Marsette	8	51	6.4
Blackshear	6	45	7.5
Thomas	5	56	11.2
Strachan	1	45	45.0
Ricci	1	2	2.0
<b>TEAM</b>	350	3245	9.3
<b>OPPONENTS</b>	309	2916	9.4

## INTERCEPTIONS

No	Yds	Avg	Long
Woods	2	-1	-0.5
Bell	1	11	11.0
Hill	1	61	61.0
Franklin Jr.	1	99	99.0
Grugier-Hill	1	31	31.0
Brown	1	2	2.0
Jones	1	0	0.0
<b>TEAM</b>	8	203	25.4
<b>OPPONENTS</b>	10	192	19.2

## PUNTING

No	Yds	Avg	Net	TB	I20	Lg
Hekker	82	3838	46.8	43.0	5	25
CAROLINA	82	3838	46.8	43.0	5	25
<b>OPPONENTS</b>	81	3877	47.9	41.9	8	31

## KICKOFF RET.

No	Yds	Avg	Long
Blackshear	16	430	26.9
Shenault Jr.	6	167	27.8
Jamison	2	40	20.0
<b>TEAM</b>	24	637	26.5
<b>OPPONENTS</b>	20	478	23.9

## PUNT RET.

Ret	Yds	Avg	Long	TD
Smith-Marsette	37	322	8.7	79t
<b>TEAM</b>	37	322	8.7	79t
<b>OPPONENTS</b>	31	210	6.8	20

## TD DEFENSE

TOT	S	A	QP	FF	FR	PD	TD
5	Frankie Luvu	125	66	59	11	2	0
1	Derrick Brown	103	57	46	15	0	0
0	Vonn Bell	68	42	26	1	0	0
0	Xavier Woods	61	29	22	0	1	7
1	Donte Jackson	59	49	10	0	1	0
0	Kamu Grugier-Hill	51	28	23	1	0	0
0	Brian Burns	50	32	18	18	1	2
0	Troy Hill	47	29	18	0	1	0
7	Shy Tuttle	43	19	24	1	0	5
25	CJ Henderson	39	31	8	1	0	0
0	Yetur Gross-Matos	36	19	17	10	0	0
4	Deion Jones	35	22	13	1	0	6
4	DeShawn Williams	33	13	20	7	0	1
0	Nick Thurman	31	13	18	1	0	0
5	Jeremy Chinn	28	16	12	1	0	1
0	Jaycee Horn	27	21	6	0	0	5
3	Sam Franklin Jr.	23	14	9	0	0	3
0	LaBryan Ray	19	7	12	0	0	0
1	Amaré Barno	17	11	6	0	0	0
0	Marquis Hayes Sr.	16	13	3	2	0	0
0	Shaquill Griffin	14	13	1	0	0	1
0	DJ Johnson	14	4	10	0	0	0
0	Jammie Robinson	11	7	4	0	0	0
0	Dicaprio Bootle	11	11	0	0	0	2
0	Justin Houston	9	5	4	3	0	1
13	Alex Cook	9	5	4	0	0	0
19	Shaq Thompson	8	6	2	0	0	0
0	David Long Jr.	7	5	2	0	0	0
0	Matthias Farley	5	4	1	0	0	0
0	D'Shawn Jamison	5	3	2	0	0	1
1	Chandler Wooten	5	0	5	0	0	0
1	Chris Wormley	4	1	3	0	0	0
0	AJ Parker	4	1	3	0	0	0
0	Eku Leota	3	2	1	1	0	0

## SACKS

2	Player.....	TOTAL	Jones.....	1.0
3	Burns.....	8.0	Williams.....	1.0
	Luvu.....	5.5	Henderson.....	1.0
	Gross-Matos.....	4.5	Tuttle.....	0.5
	Brown.....	2.0	Houston.....	0.5
	Haynes Sr.....	1.0	CAROLINA.....	27.0
	Grugier-Hill.....	1.0	OPPONENTS.....	65.0
	Chinn.....	1.0		

## FIELD GOALS

1-19	20-29	30-39	40-49	50+
0	Piñeiro	0/0	6/6	7/7
0	Wright	0/0	0/0	0/0
0	<b>TEAM</b>	0/0	6/6	7/7
0	<b>OPPONENTS</b>	0/0	6/7	12/12

PIÑEIRO: (43G)(52G,54G,36G)(47G,44G,55N)  
 (26G,56G)(33G)(43N)(46G,37G,23G)(35G,49G)  
 (33G,39G59N)(42G)(50G)(23G)(47G,29G,41N)  
 (34G,25G,23G)(52G)  
 WRIGHT: (52N)  
 OPP: (49G)(28G,23G)(43G,35G,33G,37G,39G)  
 (26G,57G)(54G,36G,39G)(30G,27G)(53G)(29N)  
 (53G,32G)(35G,26G,24G,34G)(36G,57G,39G)

## PANTHERS USUAL STARTERS

WR 19	Thielen (17)	DE 95	Brown (17)
LT 79	Ekwonu (17)	DT 99	Tuttle (17)
LG 62	Zavala (6)	DE 96	Williams (10)
C 56	Bozeman (17)	OLB 0	Burns (16)
RG 63	Corbett (4)	LB 49	Luvu (17)
RT 72	Moton (17)	LB 54	Grugier-Hill (5)
TE 81	Hurst (8)	OLB 97	Gross-Matos (6)
WR 15	Mingo (14)	CB 26	Jackson (16)
QB 9	Young (16)	CB 8	Horn (6)
TE 82	Tremble (8)	S 25	Woods (14)
RB 30	Hubbard (12)	S 24	Bell (13)

## PASSING

Att	Cmp	Yds	Cmp%	Yd/Att	TD	TD%	Int	Int%	Lg	TK/LS	Rate
Young	527	315	287.7	59.8	5.5	11	2.1	10	1.9	48	62/477
Dalton	58	34	361	58.6	6.2	2	3.4	0	0.0	47t	3/27
Hekker	1	1	7	100.0	7.0	0	0.0	0	0.0	7	0/0
<b>TEAM</b>	586	350	3245	59.7	5.5	13	2.2	10	1.7	48	65/504
<b>OPPONENTS</b>	481	309	3109	64.2	6.5	19	4.0	8	1.7	75t	27/193



# ALL-TIME PRESEASON RESULTS

## 1995 (3-2)

Date	W-L	Score	Opponent	Atten.
07/29/95	W	20-14	vs. Jacksonville (HOF)	24,625
08/04/95	L	15-18	at Chicago	50,300
08/12/95	W	19-10	DENVER (at Clemson)	57,017
08/19/95	L	10-17	at San Francisco	51,185
08/26/95	W	6-3	NEW YORK GIANTS (at Clemson)	49,114

## 1996 (2-2)

Date	W-L	Score	Opponent	Atten.
08/03/96	W	30-12	CHICAGO	65,350
08/10/96	L	28-40	at Denver	70,649
08/19/96	L	0-24	BUFFALO	65,231
08/26/96	W	34-7	at New York Giants	45,713

## 1997 (0-4)

Date	W-L	Score	Opponent	Atten.
08/03/97	L	9-23	at Jacksonville	67,280
08/09/97	L	13-23	DENVER	68,296
08/14/97	L	10-30	at Kansas City	76,972
08/22/97	L	19-27	PITTSBURGH	67,044

## 1998 (2-2)

Date	W-L	Score	Opponent	Atten.
08/08/98	W	30-27	JACKSONVILLE	62,925
08/14/98	W	12-7	at Buffalo	30,010
08/22/98	L	22-25OT	MINNESOTA	64,569
08/29/98	L	24-38	at Pittsburgh	53,784

## 1999 (2-2)

Date	W-L	Score	Opponent	Atten.
08/13/99	L	10-35	at Jacksonville	59,120
08/20/99	W	20-13	PITTSBURGH	59,591
08/28/99	L	24-38	at Baltimore	66,247
09/02/99	W	23-20	NEW ENGLAND	52,976

## 2000 (0-4)

Date	W-L	Score	Opponent	Atten.
08/04/00	L	14-34	JACKSONVILLE	72,949
08/10/00	L	0-13	at Pittsburgh	44,813
08/18/00	L	13-24	BALTIMORE	72,551
08/24/00	L	21-29	at New England	60,292

## 2001 (2-2)

Date	W-L	Score	Opponent	Atten.
08/10/01	L	16-18	at Jacksonville	50,970
08/18/01	L	8-23	NEW ENGLAND	71,597
08/23/01	W	20-17	at Baltimore	66,619
08/31/01	W	23-20	CLEVELAND	70,444

## 2002 (1-3)

Date	W-L	Score	Opponent	Atten.
08/10/02	L	30-37	WASHINGTON	71,384
08/17/02	L	16-19	DALLAS	72,624
08/23/02	L	3-23	at New England	68,436
08/30/02	W	20-19	at Cleveland	68,718

## 2003 (4-0)

Date	W-L	Score	Opponent	Atten.
08/09/03	W	20-0	WASHINGTON	71,393
08/15/03	W	20-10	at New York Giants	76,807
08/23/03	W	20-7	at Green Bay	69,831
08/29/03	W	21-14	PITTSBURGH	72,273

## 2004 (4-0)

Date	W-L	Score	Opponent	Atten.
08/14/04	W	23-20OT	at Washington	58,876
08/19/04	W	27-20	NEW YORK GIANTS	72,562
08/28/04	W	20-17	NEW ENGLAND	72,829
09/02/04	W	16-13	at Pittsburgh	53,655

## 2005 (2-2)

Date	W-L	Score	Opponent	Atten.
08/13/05	W	28-10	WASHINGTON	72,887
08/20/05	L	21-27	at New York Giants	76,138
08/26/05	W	23-20	at Cleveland	69,512
09/01/05	L	17-21	PITTSBURGH	72,504

## 2006 (4-0)

Date	W-L	Score	Opponent	Atten.
08/12/06	W	14-13	BUFFALO	72,485
08/19/06	W	17-10	at Jacksonville	64,073
08/24/06	W	19-10	MIAMI	71,477
08/31/06	W	15-13	at Pittsburgh	54,621

## 2007 (1-3)

Date	W-L	Score	Opponent	Atten.
08/11/07	W	24-21	at New York Giants	75,535
08/17/07	L	10-27	at Philadelphia	67,415
08/24/07	L	7-24	NEW ENGLAND	72,882
08/30/07	L	3-19	PITTSBURGH	72,267

## 2008 (2-2)

Date	W-L	Score	Opponent	Atten.
08/09/08	W	23-20 OT	INDIANAPOLIS	70,492
08/14/08	L	13-24	at Philadelphia	68,594
08/23/08	W	47-3	WASHINGTON	71,770
08/28/08	L	16-19	at Pittsburgh	50,485

## 2009 (0-4)

Date	W-L	Score	Opponent	Atten.
08/17/09	L	17-24	at New York Giants	72,768
08/22/09	L	17-27	at Miami	56,638
08/29/09	L	13-17	BALTIMORE	71,045
09/03/09	L	10-21	PITTSBURGH	70,073

## 2010 (1-3)

Date	W-L	Score	Opponent	Atten.
08/12/10	L	12-17	at Baltimore	70,579
08/21/10	L	3-9	NEW YORK JETS	71,539
08/28/10	W	15-7	TENNESSEE	71,110
09/02/10	L	3-19	at Pittsburgh	52,130

# ALL-TIME PRESEASON RESULTS

## 2011 (1-3)

Date	W-L	Score	Opponent	Atten.
08/13/11	W	20-10	NEW YORK GIANTS	71,936
08/19/11	L	10-20	at Miami	54,157
08/25/11	L	13-24	at Cincinnati	41,735
09/01/11	L	17-33	PITTSBURGH	72,358

## 2012 (2-2)

Date	W-L	Score	Opponent	Atten.
08/11/12	L	13-26	HOUSTON	69,002
08/17/12	W	23-17	MIAMI	68,595
08/26/12	W	17-12	at New York Jets	79,088
08/30/12	L	16-17	at Pittsburgh	50,122

## 2013 (3-1)

Date	W-L	Score	Opponent	Atten.
08/09/13	W	24-17	CHICAGO	70,700
08/15/13	L	9-14	at Philadelphia	69,144
08/22/13	W	34-27	at Baltimore	70,554
08/29/13	W	25-10	PITTSBURGH	70,408

## 2014 (2-2)

Date	W-L	Score	Opponent	Atten.
08/08/14	L	18-20	BUFFALO	69,569
08/17/14	W	28-16	KANSAS CITY	70,035
08/22/14	L	7-30	at New England	68,756
08/28/14	W	10-0	at Pittsburgh	53,514

## 2015 (3-1)

Date	W-L	Score	Opponent	Atten.
08/14/15	W	25-24	at Buffalo	65,412
08/22/15	W	31-30	MIAMI	70,323
08/28/15	L	16-17	NEW ENGLAND	71,801
09/03/15	W	23-6	at Pittsburgh	42,153

## 2016 (2-2)

Date	W-L	Score	Opponent	Atten.
08/11/16	L	19-22	at Baltimore	70,682
08/20/16	W	26-16	at Tennessee	60,802
08/26/16	L	17-19	NEW ENGLAND	73,816
09/01/16	W	18-6	PITTSBURGH	73,274

## 2017 (2-2)

Date	W-L	Score	Opponent	Atten.
08/09/17	W	27-17	HOUSTON	72,100
08/19/17	L	27-34	at Tennessee	61,159
08/24/17	W	24-23	at Jacksonville	57,606
08/31/17	L	14-17	PITTSBURGH	72,891

## 2018 (3-1)

Date	W-L	Score	Opponent	Atten.
08/09/18	W	28-23	at Buffalo	61,726
08/17/18	W	27-20	MIAMI	72,200
08/24/18	W	25-14	NEW ENGLAND	73,880
08/30/18	L	24-39	at Pittsburgh	40,081

## 2019 (2-2)

Date	W-L	Score	Opponent	Atten.
08/08/19	W	23-13	at Chicago	60,921
08/16/19	L	14-27	BUFFALO	72,064
08/22/19	L	3-10	at New England	65,878
08/29/19	W	25-19	PITTSBURGH	71,633

## 2020 (0-0)

\*\*Preseason cancelled due to COVID-19\*\*

## 2021 (1-2)

Date	W-L	Score	Opponent	Atten.
08/15/21	L	18-21	at Indianapolis	62,961
08/21/21	L	3-20	BALTIMORE	68,061
08/27/21	W	34-9	PITTSBURGH	70,575

## 2022 (2-1)

Date	W-L	Score	Opponent	Atten.
08/13/22	W	23-21	at Washington	44,855
08/19/22	L	10-20	at New England	65,878
08/26/22	W	21-0	BUFFALO	70,542

## 2023 (0-3)

Date	W-L	Score	Opponent	Atten.
08/12/23	L	0-27	NEW YORK JETS	71,021
08/18/23	L	19-21	at New York Giants	70,790
08/25/23	L	17-26	DETROIT	71,506

# TEAM-BY-TEAM RESULTS

## ARIZONA CARDINALS (14-6)

Home: 8-4...Away: 6-2

11/19/95...	ARIZONA (at Clemson)	W	27-7
12/30/01...	ARIZONA	L	7-30
10/06/02...	ARIZONA	L	13-16
12/14/03...	at Arizona	W	20-17
11/21/04...	ARIZONA	W	35-10
10/09/05...	at Arizona	W	24-20
10/14/07...	at Arizona	W	25-10
10/26/08...	ARIZONA	W	27-23
11/01/09...	at Arizona	W	34-21
12/19/10...	ARIZONA	W	19-12
09/11/11...	at Arizona	L	21-28
10/06/13...	at Arizona	L	6-22
10/30/16...	ARIZONA	W	30-20
09/22/19...	at Arizona	W	38-20
10/04/20...	ARIZONA	W	31-21
11/14/21...	at Arizona	W	34-10
10/02/22...	ARIZONA	L	16-26

### Playoffs: 2-1

01/10/09...	ARIZONA	L	13-33
01/03/15...	ARIZONA	W	27-16
01/24/16...	ARIZONA	W	49-15

## ATLANTA FALCONS (22-36)

Home: 14-15...Away: 8-21

09/03/95...	at Atlanta	L	OT	20-23
12/17/95...	ATLANTA (at Clemson)	W		21-17
09/01/96...	ATLANTA	W		29-6
11/03/96...	at Atlanta	L		17-20
09/07/97...	at Atlanta	W		9-6
10/26/97...	ATLANTA	W		21-12
09/06/98...	ATLANTA	L		14-19
10/04/98...	at Atlanta	L		23-51
10/31/99...	at Atlanta	L		20-27
11/28/99...	ATLANTA	W		34-28
09/17/00...	ATLANTA	L		10-15
10/29/00...	at Atlanta	L		12-13
09/23/01...	at Atlanta	L		16-24
11/25/01...	ATLANTA	L		7-10
10/20/02...	at Atlanta	L		0-30
11/24/02...	ATLANTA	L		0-41
09/28/03...	ATLANTA	W		23-3
12/07/03...	at Atlanta (Sunday Night)	L	OT	14-20
10/03/04...	ATLANTA	L		10-27
12/18/04...	at Atlanta (Saturday Night)	L	OT	31-34
12/04/05...	ATLANTA	W		24-6
01/01/06...	at Atlanta	W		44-11
09/10/06...	ATLANTA	L		6-20
12/24/06...	at Atlanta	W		10-3
09/23/07...	at Atlanta	W		27-20
11/11/07...	ATLANTA	L		13-20
09/28/08...	ATLANTA	W		24-9
11/23/08...	at Atlanta	L		28-45
09/20/09...	at Atlanta	L		20-28
11/15/09...	ATLANTA	W		28-19
12/12/10...	ATLANTA	L		10-31
01/02/11...	at Atlanta	L		10-31
10/16/11...	at Atlanta	L		17-31
12/11/11...	ATLANTA	L		23-31
09/30/12...	at Atlanta	L		28-30
12/09/12...	ATLANTA	W		30-20
11/03/13...	ATLANTA	W		34-10
12/29/13...	at Atlanta	W		21-20
11/16/14...	ATLANTA	L		17-19
12/28/14...	at Atlanta	W		34-3
12/13/15...	ATLANTA	W		38-0
12/27/15...	at Atlanta	L		13-20
10/02/16...	at Atlanta	L		33-48
12/24/16...	ATLANTA	L		16-33
11/05/17...	ATLANTA	W		20-17
12/31/17...	at Atlanta	L		10-22
09/16/18...	at Atlanta	L		24-31
12/23/18...	ATLANTA	L		10-24

11/17/19...	ATLANTA	L	3-29	
12/08/19...	at Atlanta	L	20-40	
10/11/20...	at Atlanta	W	23-16	
10/29/20...	ATLANTA (Thursday Night)	L	17-25	
10/31/21...	at Atlanta	W	19-13	
12/12/21...	ATLANTA	L	21-29	
10/30/22...	at Atlanta	L	OT	34-37
11/10/22...	ATLANTA (Thursday Night)	W	25-15	
09/10/23...	at Atlanta	L	10-24	
12/17/23...	ATLANTA	W	9-7	

## BALTIMORE RAVENS (4-3)

Home: 3-1...Away: 1-2

12/15/96...	BALTIMORE	W	27-16
09/08/02...	BALTIMORE	W	10-7
10/15/06...	at Baltimore	W	23-21
11/21/10...	BALTIMORE	L	13-37
09/28/14...	at Baltimore	L	10-38
10/28/18...	BALTIMORE	W	36-21
11/20/22...	at Baltimore	L	3-13

## BUFFALO BILLS (2-6)

Home: 1-2...Away: 1-4

09/10/95...	at Buffalo	L	9-31
10/25/98...	BUFFALO (Sunday Night)	L	14-30
12/09/01...	at Buffalo	L	24-25
11/27/05...	at Buffalo	W	13-9
10/25/09...	BUFFALO	L	9-20
09/15/13...	at Buffalo	L	23-24
09/17/17...	BUFFALO	W	9-3
12/19/21...	at Buffalo	L	14-31

## CHICAGO BEARS (3-8)

Home: 3-2...Away: 0-6

10/08/95...	at Chicago	L	27-31
12/22/02...	CHICAGO	W	24-14
11/20/05...	at Chicago	L	3-13
09/14/08...	CHICAGO	W	20-17
10/10/10...	CHICAGO	L	6-23
10/02/11...	at Chicago	L	29-34
10/28/12...	at Chicago	L	22-23
10/05/14...	CHICAGO	W	31-24
10/22/17...	at Chicago	L	3-17
10/18/20...	CHICAGO	L	16-23
11/09/23...	at Chicago (Thursday Night)	L	13-16

### Playoffs: 1-0

01/15/06...	at Chicago	W	29-21
-------------	------------	---	-------

## CINCINNATI BENGALS (3-3-1)

Home: 3-1...Away: 0-2-1

09/26/99...	CINCINNATI	W	27-3	
12/08/02...	CINCINNATI	W	52-31	
10/22/06...	at Cincinnati	L	14-17	
09/26/10...	CINCINNATI	L	7-20	
10/12/14...	at Cincinnati	T	OT	37-37
09/23/18...	CINCINNATI	W	31-21	
11/06/22...	at Cincinnati	L	21-42	

## CLEVELAND BROWNS (4-3)

Home: 2-1...Away: 2-2

11/21/99...	at Cleveland	W	31-17
12/01/02...	at Cleveland	W	13-6
10/08/06...	CLEVELAND	W	20-12
11/28/10...	at Cleveland	L	23-24
12/21/14...	CLEVELAND	W	17-13
12/09/18...	at Cleveland	L	20-26
09/11/22...	CLEVELAND	L	24-26

## DALLAS COWBOYS (3-11)

Home: 1-6...Away: 2-5

12/08/97...	at Dallas (Monday Night)	W	23-13
-------------	--------------------------	---	-------

# TEAM-BY-TEAM RESULTS

10/11/98...	at Dallas	L	20-27
10/01/00...	DALLAS	L OT	13-16
10/13/02...	at Dallas	L	13-14
11/23/03...	at Dallas	L	20-24
12/24/05...	DALLAS	L	20-24
10/29/06...	DALLAS (Sunday Night)	L	14-35
12/22/07...	DALLAS (Saturday Night)	L	13-20
09/28/09...	at Dallas (Monday Night)	L	7-21
10/21/12...	DALLAS	L	14-19
11/26/15...	at Dallas (Thanksgiving)	W	33-14
09/09/18...	DALLAS	W	16-8
10/03/21...	at Dallas	L	28-36
11/19/23...	DALLAS	L	10-33

## Playoffs: 2-0

01/05/97...	DALLAS	W	26-17
01/03/04...	DALLAS	W	29-10

## DENVER BRONCOS (2-5)

### Home: 2-2...Away: 0-3

11/09/97...	at Denver	L	0-34
10/10/04...	at Denver	L	17-20
12/14/08...	DENVER	W	30-10
11/11/12...	DENVER	L	14-36
09/08/16...	at Denver (Thursday Night)	L	20-21
12/13/20...	DENVER	L	27-32
11/27/22...	DENVER	W	23-10

## Playoffs: 0-1

02/07/16...	Denver (Super Bowl 50)	L	10-24
-------------	------------------------	---	-------

## DETROIT LIONS (8-4)

### Home: 6-1...Away: 2-3

10/24/99...	DETROIT	L	9-24
09/15/02...	DETROIT	W	31-7
12/21/03...	DETROIT	W	20-14
10/16/05...	at Detroit	W	21-20
11/16/08...	DETROIT	W	31-22
11/20/11...	at Detroit	L	35-49
09/14/14...	DETROIT	W	24-7
10/08/17...	at Detroit	W	27-24
11/18/18...	at Detroit	L	19-20
11/22/20...	DETROIT	W	20-0
12/24/22...	DETROIT	W	37-23
10/08/23...	at Detroit	L	24-42

## GREEN BAY PACKERS (6-11)

### Home: 4-6...Away: 2-5

12/14/97...	GREEN BAY	L	10-31
09/27/98...	GREEN BAY	L	30-37
12/12/99...	at Green Bay	W	33-31
11/27/00...	GREEN BAY (Monday Night)	W	31-14
09/30/01...	GREEN BAY	L	7-28
09/29/02...	at Green Bay	L	14-17
09/13/04...	GREEN BAY (Monday Night)	L	14-24
10/03/05...	GREEN BAY (Monday Night)	W	32-29
11/18/07...	at Green Bay	L	17-31
11/30/08...	at Green Bay	W	35-31
09/18/11...	GREEN BAY	L	23-30
10/19/14...	at Green Bay	L	17-38
11/08/15...	GREEN BAY	W	37-29
12/17/17...	GREEN BAY	W	31-24
11/10/19...	at Green Bay	L	16-24
12/19/20...	at Green Bay	L	16-24
12/24/23...	GREEN BAY	L	30-33

## Playoffs: 0-1

01/12/97...	at Green Bay	L	13-30
-------------	--------------	---	-------

## HOUSTON TEXANS (5-2)

### Home: 2-1...Away: 3-1

11/02/03...	at Houston	L	10-14
09/16/07...	HOUSTON	L	21-34
12/18/11...	at Houston	W	28-13

09/20/15...	HOUSTON	W	24-17
09/29/19...	at Houston	W	16-10
09/23/21...	at Houston (Thursday Night)	W	24-9
10/29/23...	HOUSTON	W	15-13

## INDIANAPOLIS COLTS (5-3)

### Home: 2-2...Away: 3-1

12/03/95...	INDIANAPOLIS (at Clemson)	W	13-10
12/27/98...	at Indianapolis	W	27-19
10/12/03...	at Indianapolis	W OT	23-20
10/28/07...	INDIANAPOLIS	L	7-31
11/27/11...	at Indianapolis	W	27-19
11/02/15...	INDIANAPOLIS (Monday Night)	W	29-26
12/22/19...	at Indianapolis	L	6-38
11/05/23...	INDIANAPOLIS	L	13-27

## JACKSONVILLE JAGUARS (4-4)

### Home: 3-1...Away: 1-3

09/29/96...	at Jacksonville	L	14-24
09/19/99...	JACKSONVILLE	L	20-22
09/07/03...	JACKSONVILLE	W	24-23
12/09/07...	at Jacksonville	L	6-37
09/25/11...	JACKSONVILLE	W	16-10
09/13/15...	at Jacksonville	W	20-9
10/06/19...	JACKSONVILLE	W	34-27
12/31/23...	at Jacksonville	L	0-26

## KANSAS CITY CHIEFS (2-5)

### Home: 1-2...Away: 1-3

09/21/97...	KANSAS CITY	L	14-35
12/10/00...	at Kansas City	L	14-15
09/19/04...	at Kansas City	W	28-17
10/05/08...	KANSAS CITY	W	34-0
12/02/12...	at Kansas City	L	21-27
11/13/16...	KANSAS CITY	L	17-20
11/08/20...	at Kansas City	L	31-33

## LAS VEGAS/OAKLAND RAIDERS (3-4)

### Home: 2-2...Away: 1-2

11/02/97...	OAKLAND	W	38-14
12/24/00...	at Oakland	L	9-52
11/07/04...	OAKLAND	L	24-27
11/09/08...	at Oakland	W	17-6
12/23/12...	OAKLAND	W	17-6
11/27/16...	at Oakland	L	32-35
9/13/20...	LAS VEGAS	L	30-34

## LOS ANGELES/SAN DIEGO CHARGERS (6-1)

### Home: 2-1...Away: 4-0

09/14/97...	at San Diego	W	26-7
12/17/00...	SAN DIEGO	W	30-22
10/24/04...	SAN DIEGO	L	6-17
09/07/08...	at San Diego	W	26-24
12/16/12...	at San Diego	W	31-7
12/11/16...	SAN DIEGO	W	28-16
09/27/20...	at Los Angeles	W	21-16

## LOS ANGELES/ST. LOUIS RAMS (12-10)

### Home: 6-5...Away: 6-5...

09/17/95...	ST. LOUIS (at Clemson)	L	10-31
11/12/95...	at St. Louis	L	17-28
10/13/96...	ST. LOUIS	W	45-13
11/17/96...	at St. Louis	W	20-10
11/23/97...	at St. Louis	W	16-10
12/20/97...	ST. LOUIS	L	18-30
11/22/98...	at St. Louis	W	24-20
12/20/98...	ST. LOUIS	W	20-13
11/14/99...	at St. Louis	L	10-35
12/05/99...	ST. LOUIS	L	21-34
11/05/00...	at St. Louis (Sunday Night)	W	27-24
12/03/00...	ST. LOUIS	W	16-3

# TEAM-BY-TEAM RESULTS

11/11/01...	at St. Louis	L	14-48
12/23/01...	ST. LOUIS	L	32-38
12/12/04...	ST. LOUIS	W	20-7
11/19/06...	ST. LOUIS	W	15-0
09/09/07...	at St. Louis	W	27-13
10/31/10...	at St. Louis	L	10-20
10/20/13...	ST. LOUIS	W	30-15
11/06/16...	at Los Angeles	W	13-10
09/08/19...	LOS ANGELES	L	27-30
10/16/22...	at Los Angeles	L	10-24

## Playoffs: 1-0

01/10/04...	at St. Louis	W	20T 29-23
-------------	--------------	---	-----------

## MIAMI DOLPHINS (2-6)

### Home: 1-2...Away: 1-4

11/15/98...	MIAMI	L	9-13
11/04/01...	at Miami	L	6-23
09/25/05...	at Miami	L	24-27
11/19/09...	MIAMI (Thursday Night)	L	17-24
11/24/13...	at Miami	W	20-16
11/13/17...	MIAMI (Monday Night)	W	45-21
11/28/21...	at Miami	L	10-33
10/15/23...	at Miami	L	21-42

## MINNESOTA VIKINGS (6-11)

### Home: 3-4...Away: 3-7

10/06/96...	at Minnesota	L	12-14
10/12/97...	at Minnesota	L	14-21
11/19/00...	at Minnesota	L	17-31
09/09/01...	at Minnesota	W	24-13
09/22/02...	at Minnesota	W	21-14
10/30/05...	MINNESOTA	W	38-13
09/17/06...	at Minnesota	L	OT 13-16
09/21/08...	at Minnesota	L	10-20
12/20/09...	MINNESOTA (Sunday Night)	W	26-7
10/30/11...	MINNESOTA	L	21-24
10/13/13...	at Minnesota	W	35-10
11/30/14...	at Minnesota	L	13-31
09/25/16...	MINNESOTA	L	10-22
12/10/17...	MINNESOTA	W	31-24
11/29/20...	at Minnesota	L	27-28
10/17/21...	MINNESOTA	L	28-34
10/01/23...	MINNESOTA	L	13-21

## NEW ENGLAND PATRIOTS (4-3)

### Home: 2-2...Away: 2-1

10/29/95...	at New England	W	OT 20-17
01/06/02...	NEW ENGLAND	L	6-38
09/18/05...	NEW ENGLAND	W	27-17
12/13/09...	at New England	L	10-20
11/18/13...	NEW ENGLAND (Monday Night)	W	24-20
10/01/17...	at New England	W	33-30
11/07/21...	NEW ENGLAND	L	6-24

## Playoffs: 0-1

02/01/04...	New England (Super Bowl XXXVIII)	L	29-32
-------------	----------------------------------	---	-------

## NEW ORLEANS SAINTS (28-30)

### Home: 14-15...Away: 14-15

10/22/95...	NEW ORLEANS	W	20-3
11/26/95...	at New Orleans	L	26-34
09/08/96...	at New Orleans	W	22-20
10/20/96...	NEW ORLEANS	W	19-7
10/19/97...	at New Orleans	W	13-0
11/30/97...	NEW ORLEANS	L	13-16
09/13/98...	at New Orleans	L	14-19
11/01/98...	NEW ORLEANS	W	31-17
09/12/99...	at New Orleans	L	10-19
01/02/00...	NEW ORLEANS	W	45-13
10/15/00...	at New Orleans	L	6-24
11/12/00...	NEW ORLEANS	L	10-20
10/14/01...	NEW ORLEANS	L	25-27

12/02/01...	at New Orleans	L	23-27
11/10/02...	NEW ORLEANS	L	24-34
12/29/02...	at New Orleans	W	10-6
10/05/03...	NEW ORLEANS	W	19-13
10/26/03...	at New Orleans	W	OT 23-20
12/05/04...	at New Orleans	W	32-21
01/02/05...	NEW ORLEANS	L	18-21
09/11/05...	NEW ORLEANS	L	20-23
12/18/05...	at New Orleans (at LSU)	W	27-10
10/01/06...	NEW ORLEANS	W	21-18
12/31/06...	at New Orleans	W	31-21
10/07/07...	at New Orleans	W	16-13
11/25/07...	NEW ORLEANS	L	6-31
10/19/08...	NEW ORLEANS	W	30-7
12/28/08...	at New Orleans	W	33-31
11/08/09...	at New Orleans	L	20-30
01/03/10...	NEW ORLEANS	W	23-10
10/03/10...	at New Orleans	L	14-16
11/07/10...	NEW ORLEANS	L	3-34
10/09/11...	NEW ORLEANS	L	27-30
01/01/12...	at New Orleans	L	17-45
09/16/12...	NEW ORLEANS	W	35-27
12/30/12...	at New Orleans	W	44-38
12/08/13...	at New Orleans (Sunday Night)	L	13-31
12/22/13...	NEW ORLEANS	W	17-13
10/30/14...	NEW ORLEANS (Thursday Night)	L	10-28
12/7/14...	at New Orleans	W	41-10
09/27/15...	NEW ORLEANS	W	27-22
12/06/15...	at New Orleans	W	41-38
10/16/16...	at New Orleans	L	38-41
11/17/16...	NEW ORLEANS (Thursday Night)	W	23-20
09/24/17...	NEW ORLEANS	L	13-34
12/03/17...	at New Orleans	L	21-31
12/17/18...	NEW ORLEANS	L	9-12
12/30/18...	at New Orleans	W	33-14
11/24/19...	at New Orleans	L	31-34
12/29/19...	NEW ORLEANS	L	10-42
10/25/20...	at New Orleans	L	24-27
01/03/21...	NEW ORLEANS	L	7-33
09/19/21...	NEW ORLEANS	W	26-7
01/02/22...	at New Orleans	L	10-18
09/25/22...	NEW ORLEANS	W	22-14
01/08/23...	at New Orleans	W	10-7
09/18/23...	NEW ORLEANS (Monday Night)	L	17-20
12/10/23...	at New Orleans	L	6-28

## Playoffs: 0-1

01/07/18...	at New Orleans	L	26-31
-------------	----------------	---	-------

## NEW YORK GIANTS (6-6)

### Home: 3-2...Away: 3-4

11/10/96...	NEW YORK GIANTS	W	27-17
12/28/03...	at New York Giants	W	37-24
12/10/06...	NEW YORK GIANTS	L	13-27
12/21/08...	at New York Giants (Sunday Night)	L	OT 28-34
12/27/09...	at New York Giants	W	41-9
09/12/10...	at New York Giants	L	18-31
09/20/12...	NEW YORK GIANTS (Thursday Night)	L	7-36
09/22/13...	NEW YORK GIANTS	W	38-0
12/20/15...	at New York Giants	W	38-35
10/07/18...	NEW YORK GIANTS	W	33-31
10/24/21...	at New York Giants	L	3-25
09/18/22...	at New York Giants	L	16-19

## Playoffs: 1-0

01/08/06...	at New York Giants (playoffs)	W	23-0
-------------	-------------------------------	---	------

## NEW YORK JETS (5-3)

### Home: 4-1...Away: 1-2

10/15/95...	NEW YORK JETS	W	26-15
11/29/98...	at New York Jets	L	21-48
10/28/01...	NEW YORK JETS	L	12-13
11/13/05...	NEW YORK JETS	W	30-3

# TEAM-BY-TEAM RESULTS

11/29/09	at New York Jets	L	6-17
12/15/13	NEW YORK JETS	W	30-20
11/26/17	at New York Jets	W	35-27
09/12/21	NEW YORK JETS	W	19-14

## PHILADELPHIA EAGLES (4-8)

Home: 2-4...Away: 2-4

10/27/96	at Philadelphia	L	9-20
11/07/99	PHILADELPHIA	W	33-7
11/30/03	PHILADELPHIA	L	16-25
10/17/04	at Philadelphia	L	8-30
12/04/06	at Philadelphia (Monday Night)	L	24-27
09/13/09	PHILADELPHIA	L	10-38
11/26/12	at Philadelphia (Monday Night)	W	30-22
11/10/14	at Philadelphia (Monday Night)	L	21-45
10/25/15	PHILADELPHIA (Sunday Night)	W	27-16
12/12/17	PHILADELPHIA (Thursday Night)	L	23-28
10/21/18	at Philadelphia	W	21-17
10/10/21	PHILADELPHIA	L	18-21

Playoffs: 1-0

01/18/04	at Philadelphia	W	14-3
----------	-----------------	---	------

## PITTSBURGH STEELERS (1-7)

Home: 1-3...Away: 0-4

12/22/96	PITTSBURGH	W	18-14
12/26/99	at Pittsburgh	L	20-30
12/15/02	at Pittsburgh	L	14-30
12/17/06	PITTSBURGH	L	3-37
12/23/10	at Pittsburgh (Thursday Night)	L	3-27
09/21/14	PITTSBURGH (Sunday Night)	L	19-37
01/18/18	at Pittsburgh	L	21-52
12/18/22	PITTSBURGH	L	16-24

## SAN FRANCISCO 49ERS (13-9)

Home: 6-5...Away: 7-4

11/05/95	at San Francisco	W	13-7
12/10/95	SAN FRANCISCO	L	10-31
09/22/96	SAN FRANCISCO	W	23-7
12/08/96	at San Francisco	W	30-24
09/29/97	SAN FRANCISCO (Monday Night)	L	21-34
11/16/97	at San Francisco	L	19-27
11/08/98	at San Francisco	L	23-25
12/16/98	SAN FRANCISCO	L OT	28-31
10/17/99	at San Francisco	W	31-29
12/18/99	SAN FRANCISCO	W	41-24
09/10/00	at San Francisco	W	38-22
10/22/00	SAN FRANCISCO	W	34-16
10/07/01	at San Francisco (Sunday Night)	L	14-24
11/18/01	SAN FRANCISCO	L OT	22-25
11/14/04	at San Francisco	W	37-27
12/02/07	SAN FRANCISCO	W	31-14
10/24/10	SAN FRANCISCO	W	23-20
11/10/13	at San Francisco	W	10-9
09/18/16	SAN FRANCISCO	W	46-27
12/10/17	at San Francisco	W	23-3
10/27/19	at San Francisco	L	13-51
10/09/22	SAN FRANCISCO	L	15-37

Playoffs: 0-1

01/12/14	SAN FRANCISCO	L	10-23
----------	---------------	---	-------

## SEATTLE SEAHAWKS (4-9)

Home: 3-5...Away: 1-4

10/08/00	SEATTLE	W	26-3
10/31/04	at Seattle	L	17-23
12/16/07	SEATTLE	W	13-10
12/05/10	at Seattle	L	14-31
10/07/12	SEATTLE	L	12-16
09/08/13	SEATTLE	L	7-12
10/26/14	SEATTLE	L	9-13
10/25/16	at Seattle	W	27-23
12/04/16	at Seattle (Sunday Night)	L	7-40

11/25/18	SEATTLE	L	27-30
12/15/19	SEATTLE	L	24-30
12/11/22	at Seattle	W	30-24
09/24/23	at Seattle	L	27-37

Playoffs: 1-2

01/22/06	at Seattle	L	14-34
01/10/15	at Seattle	L	17-31
01/17/16	SEATTLE	W	31-24

## TAMPA BAY BUCCANEERS (25-22)

Home: 13-11...Away: 12-11

10/01/95	TAMPA BAY	L	13-20
12/01/96	TAMPA BAY	W	24-0
10/18/98	at Tampa Bay	L	13-16
10/27/02	TAMPA BAY	L	9-12
11/17/02	at Tampa Bay	L	10-23
09/14/03	at Tampa Bay	W OT	12-9
11/09/03	TAMPA BAY	W	27-24
11/28/04	TAMPA BAY	W	21-14
12/26/04	at Tampa Bay	W	37-20
11/06/05	at Tampa Bay	W	34-14
12/11/05	TAMPA BAY	L	10-20
09/24/06	at Tampa Bay	W	26-24
11/13/06	TAMPA BAY (Monday Night)	W	24-10
09/30/07	TAMPA BAY	L	7-20
12/30/07	at Tampa Bay	W	31-23
10/12/08	at Tampa Bay	L	3-27
12/08/08	TAMPA BAY (Monday Night)	W	38-23
10/18/09	at Tampa Bay	W	28-21
12/06/09	TAMPA BAY	W	16-6
09/19/10	at TAMPA BAY	L	7-20
11/14/10	at Tampa Bay	L	16-31
12/04/11	at Tampa Bay	W	38-19
12/24/11	TAMPA BAY	W	48-16
09/09/12	at Tampa Bay	L	10-16
11/18/12	TAMPA BAY	L OT	21-27
10/24/13	at Tampa Bay (Thursday Night)	W	31-13
12/1/13	TAMPA BAY	W	27-6
09/07/14	at Tampa Bay	W	20-14
12/14/14	TAMPA BAY	W	19-17
10/04/16	at Tampa Bay	W	37-23
01/03/16	TAMPA BAY	W	38-10
10/10/16	TAMPA BAY (Monday Night)	L	14-17
01/01/17	at Tampa Bay	L	16-17
10/29/17	at Tampa Bay	W	17-3
12/24/17	TAMPA BAY	W	22-19
11/04/18	TAMPA BAY	W	42-28
12/02/18	at Tampa Bay	L	17-24
09/12/19	TAMPA BAY (Thursday Night)	L	14-20
10/13/19	at Tampa Bay (London)	W	37-26
09/20/20	at Tampa Bay	L	17-31
11/15/20	TAMPA BAY	L	23-46
12/26/21	TAMPA BAY	L	6-32
01/09/22	at Tampa Bay	L	17-41
10/23/22	TAMPA BAY	W	21-3
01/01/23	at Tampa Bay	L	24-30
12/03/23	at Tampa Bay	L	18-21
01/07/24	TAMPA BAY	W	0-9

## TENNESSEE TITANS (3-4)

Home: 1-2...Away: 2-2

11/24/96	at Houston	W	31-6
11/09/03	TENNESSEE	L	17-37
11/04/07	at Tennessee	L	7-20
11/13/11	TENNESSEE	L	3-30
11/15/15	at Tennessee	W	27-10
11/03/19	TENNESSEE	W	30-20
11/26/23	at Tennessee	L	10-17

# TEAM-BY-TEAM RESULTS

## WASHINGTON COMMANDERS (7-10)

Home: 4-4...Away: 3-6

12/24/95...	at Washington	L	17-20
08/31/97...	WASHINGTON	L	10-24
12/13/98...	WASHINGTON	L	25-28
10/03/99...	at Washington	L	36-38
09/03/00...	at Washington	L	17-20
10/21/01...	at Washington	L . OT	14-17
11/16/03...	WASHINGTON	W	20-17
11/26/06...	at Washington	L	13-17
10/11/09...	WASHINGTON	W	20-17
10/23/11...	WASHINGTON	W	33-20
11/04/12...	at Washington	W	21-13
11/22/15...	WASHINGTON	W	44-16
12/19/16...	at Washington (Monday Night)	W	26-15
10/14/18...	at Washington	L	17-23
12/01/19...	WASHINGTON	L	21-29
12/27/20...	at Washington	W	20-13
11/21/21...	WASHINGTON	L	21-27

# PANTHERS IN OVERTIME

Location	Won	Lost	Tie	Won Toss	Lost Toss
Home	1	5	0	1	5
Away	5	7	1	8	5
Totals	6	12	1	9	10

**Oct. 30, 2022** - Carolina 34 vs. Atlanta 37: Falcons win toss. Panthers cornerback CJ Henderson intercepts a Marcus Mariota second down pass, and returns it for 54 yards down to the Atlanta 20-yard line. Following a missed 32-yard field goal attempt by Panthers kicker Eddy Piñeiro, the Falcons traveled 55 yards on seven plays leading to the game-winning 41-yard field goal by Younghoe Koo with two minutes left in the overtime period.

**Oct. 17, 2021** - Carolina 28 vs. Minnesota 34: Vikings win toss. The Vikings drive 75 yards in nine plays as Kirk Cousins completes a 27-yard touchdown pass to K.J. Osborn on 2-and-13 for the win with 5:48 remaining.

**Nov. 2, 2015** - Carolina 29 vs. Indianapolis 26: Colts win toss. Indianapolis kicker Adam Vinatieri converts a 50-yard field goal on the first possession of overtime, but the Panthers responded with a 42-yard field goal by kicker Graham Gano to tie it on the following drive. On the Colts subsequent drive, Roman Harper tips a pass over the middle and linebacker Luke Kuechly secures it at the Indy 39. The offense picks up 5 yards on third down and Gano makes 52-yard kick for his first "walk-off win" in his 45 games with the Panthers to secure the first home overtime victory in franchise history.

**Oct. 12, 2014** - Carolina 37 at Cincinnati 37: Bengals win toss. The Bengals are forced to kick a 42-yard field goal following a sack by defensive end Charles Johnson on third-and-seven. The Panthers made their way into scoring position and kicker Graham Gano connected on a 36-yard field goal to tie the game with 2:19 left in overtime. Bengals kicker Mike Nugent misses a 36-yard field goal as time expired, marking just the second time since the league adopted new overtime rules in 2012 that a game has ended in a tie when both teams scored in overtime.

**Nov. 18, 2012** - Carolina 21 vs. Tampa Bay 27: Buccaneers win toss. The Buccaneers drive 80 yards in eight plays as Josh Freeman completes a 15-yard touchdown pass to Vincent Jackson for the win. Running back Doug Martin rushes five times for 48 yards on the drive.

**Dec. 21, 2008** - Carolina 28 at New York Giants 34: Giants win toss. The Giants are forced to punt. The Panthers are forced to punt. Giants running back Brandon Jacobs scores on a 2-yard run with 9:57 remaining following a 51-yard Derrick Ward run to the Panthers' 36, setting up the game winning touchdown.

**Sept. 17, 2006** - Carolina 13 at Minnesota 16: Panthers win toss. The Panthers are forced to punt. Minnesota kicker Ryan Longwell converts a 19-yard field goal with 7:28 remaining following a 10-play 78-yard drive.

**Dec. 18, 2004** - Carolina 31 at Atlanta 34: Panthers win toss. Aaron Beasley intercepts a Jake Delhomme pass and returns it 30 yards. Jay Feely kicks a 38-yard field goal with 12:35 remaining.

**Jan. 10, 2004** - Carolina 29 at St. Louis 23 (2OT), NFC Divisional Playoffs: Panthers win toss. Scoreless first overtime ends after John Kasay misses a 45-yard field goal and Rams kicker Jeff Wilkins is short on a 53-yard attempt. A Ricky Manning interception sets up a 69-yard touchdown pass from Jake Delhomme to Steve Smith on the first play of the second overtime period with 14:50 remaining. At 1:15:10, the game ranks as the fifth-longest in NFL history.

**Dec. 7, 2003** - Carolina 14 at Atlanta 20: Panthers win toss. Kevin Mathis intercepts a Jake Delhomme pass and returns it 32 yards for a touchdown with 13:31 remaining.

**Oct. 26, 2003** - Carolina 23 at New Orleans 20: Saints win toss. On a key fourth down play, Julius Peppers upends Deuce McAllister in the backfield short of the first down and causes a fumble that is recovered by Kris Jenkins. Stephen Davis' 34-yard run sets up a John Kasay 31-yard field goal with 10:24 remaining.

**Oct. 12, 2003** - Carolina 23 at Indianapolis 20: Panthers win toss. John Kasay kicks a 47-yard field goal with 9:21 remaining following a 10-play 43-yard drive where DeShaun Foster gained 26 yards on the ground.

**Sept. 14, 2003** - Carolina 12 at Tampa Bay 9: Panthers win toss. Panthers are forced to punt. Defense stops the Buccaneers at the Carolina 42-yard line and Steve Smith returns the punt 52 yards. John Kasay kicks a 47-yard field goal with 3:28 remaining.

**Nov. 18, 2001** - Carolina 22 vs. San Francisco 25: 49ers win toss. Jose Cortez kicks a 26-yard field goal with 10:26 remaining.

**Oct. 21, 2001** - Carolina 14 at Washington 17: Redskins win toss. Tony Banks completes a 47-yard pass to Rod Gardner to set up a Brett Conway 23-yard field goal conversion with 13:13 remaining.

**Oct. 1, 2000** - Carolina 13 vs. Dallas 16: Cowboys win toss. Troy Aikman drives Dallas 68 yards in seven plays, and Tim Seder caps off the drive with a 24-yard field goal with 11:08 remaining.

**Dec. 6, 1998** - Carolina 28 vs. San Francisco 31: Panthers win toss. A Carolina fumble is recovered by the 49ers at the Panthers 38-yard line. Wade Richey kicks a 23-yard field goal with 10:44 remaining.

**Oct. 29, 1995** - Carolina 20 at New England 17: Panthers win toss. Both the Panthers and the Patriots are forced to punt before John Kasay converts a 29-yard field goal with 7:52 remaining for Carolina's first overtime win in team history.

**Sept. 3, 1995** - Carolina 20 at Atlanta 23: Panthers win toss. In the Panthers inaugural regular season contest, the Falcons recover a Carolina fumble on the Panthers 42-yard line after Frank Reich is sacked. Morten Andersen kicks a 35-yard field goal with 8:43 remaining.



# ALL-TIME WIN-LOSS RECORDS

## 1995-2001

<b>General Records:</b>	<b>1995</b>	<b>1996</b>	<b>1997</b>	<b>1998</b>	<b>1999</b>	<b>2000</b>	<b>2001</b>
Overall Record	7-9	12-4	7-9	4-12	8-8	7-9	1-15
Home	5-3	8-0	2-6	2-6	5-3	5-3	0-8
Away	2-6	4-4	5-3	2-6	3-5	2-6	1-7
Panthers win coin toss	3-4	8-3	4-5	2-3	4-5	4-4	1-6
Panthers lose coin toss	4-5	4-1	3-4	2-9	4-3	3-5	0-9
Scoring first	3-4	10-0	4-1	3-4	7-4	6-4	1-7
Opponent scores first	4-5	2-4	3-8	1-8	1-4	1-5	0-8
Leading at halftime	3-1	6-0	6-0	2-3	7-1	5-3	1-5
Tied at halftime	2-2	-	0-1	0-3	0-1	0-2	0-1
Trailing at halftime	2-6	6-4	1-8	2-6	1-6	2-4	0-9
Leading after three quarters	5-0	11-0	6-0	3-2	8-1	5-2	1-3
Tied after three quarters	1-1	-	0-1	0-1	-	0-1	-
Trailing after three quarters	1-8	1-4	1-8	1-10	0-7	2-5	0-12
In overtime	1-1	-	-	0-1	-	0-1	0-2
Outcomes of 7 points or less	4-6	3-1	2-2	2-9	3-3	1-5	0-8
Outcomes of 3 points or less	1-2	1-1	1-1	0-3	2-2	1-4	0-6
Ind. Panthers 100-yd rusher	1-1	4-1	3-3	2-2	1-1	2-0	0-2
Ind. Panthers 100-yd receiver	1-5	1-2	2-3	1-6	5-5	3-2	0-2
Ind. Panthers 300-yd passer	1-1	1-0	0-1	0-1	4-1	3-0	0-1
Panthers out-gain opposition	4-5	7-1	6-3	1-2	7-5	3-1	0-2
Panthers out-rush opposition	5-0	8-1	5-1	3-0	3-2	3-0	0-3
Panthers out-pass opposition	4-3	6-2	4-4	1-5	5-5	3-3	0-5
Opponent ind. 100-yd rusher	0-1	2-2	0-5	0-5	2-3	0-4	0-6
Opponent ind. 100-yd receiver	2-5	3-1	2-2	1-5	2-3	2-1	0-6
Opponent ind. 300-yd passer	2-1	1-1	1-0	1-1	3-2	2-1	0-4
<b>Turnovers:</b>							
Positive	3-3	8-0	3-0	3-3	4-0	5-2	1-6
Even	4-1	3-1	4-1	1-0	1-4	0-4	0-2
Negative	0-5	1-3	0-8	0-9	3-4	2-3	0-7
<b>Surface:</b>							
On grass	7-5	9-1	3-8	2-8	8-4	6-6	0-11
On artificial turf	0-4	3-3	4-1	2-4	0-4	1-3	1-4
Outdoors	7-6	9-2	4-8	2-10	8-5	6-6	0-12
Indoors	0-3	3-2	3-1	2-2	0-3	1-3	1-3
<b>By Month:</b>							
August	-	-	0-1	-	-	-	-
September	0-3	3-1	2-2	0-3	1-2	1-2	1-2
October	3-2	2-2	2-1	0-4	1-3	2-3	0-4
November	2-2	3-1	2-3	2-3	3-1	2-2	0-4
December	2-2	4-0	1-2	2-2	2-2	2-2	0-4
January	-	-	-	-	1-0	-	0-1
February	-	-	-	-	-	-	-
<b>By Conference/Division:</b>							
AFC Opponents	3-1	3-1	2-2	1-3	2-2	2-2	0-4
AFC East	3-1	-	-	1-3	-	-	0-4
AFC Central	-	3-1	-	-	2-2	-	-
AFC North	-	-	-	-	-	-	-
AFC South	-	-	-	-	-	-	-
AFC West	-	-	2-2	-	-	2-2	-
NFC Opponents	4-8	9-3	5-7	3-9	6-6	5-7	1-11
NFC East	1-1	1-1	1-1	0-2	1-1	0-2	0-2
NFC Central	0-2	1-1	0-2	0-2	1-1	1-1	1-1
NFC North	-	-	-	-	-	-	-
NFC South	-	-	-	-	-	-	-
NFC West	3-5	7-1	4-4	3-5	4-4	4-4	0-8
<b>Jersey Color:</b>							
White Jerseys	5-6	8-3	5-6	2-5	5-6	4-6	1-7
Black Jerseys	2-3	4-1	2-3	2-7	3-2	3-3	0-8
Blue Jerseys	-	-	-	-	-	-	-
<b>Time Of Game:</b>							
Day	7-8	11-4	5-7	4-11	7-8	5-9	1-14
Night	0-1	1-0	2-2	0-1	1-0	2-0	0-1
On Monday Night Football	-	-	1-1	-	-	1-0	-

# ALL-TIME WIN-LOSS RECORDS

## 2002-2008

General Records:	2002	2003	2004	2005	2006	2007	2008
Overall Record	7-9	11-5	7-9	11-5	8-8	7-9	12-4
Home	4-4	6-2	3-5	5-3	4-4	2-6	8-0
Away	3-5	5-3	4-4	6-2	4-4	5-3	4-4
Panthers win coin toss	3-4	2-4	1-3	5-2	2-2	4-4	6-2
Panthers lose coin toss	4-5	9-1	6-6	6-3	6-6	3-5	6-2
Scoring first	1-2	10-2	5-2	9-1	4-5	6-3	8-1
Opponent scores first	6-7	1-3	2-7	2-4	4-3	1-6	4-3
Leading at halftime	5-2	6-1	4-1	8-1	6-5	2-1	10-1
Tied at halftime	0-2	1-2	1-1	1-0	1-0	3-0	0-1
Trailing at halftime	2-5	4-2	2-7	2-4	1-3	2-8	2-2
Leading after three quarters	6-3	8-2	5-1	8-0	8-4	4-0	9-1
Tied after three quarters	1-0	-	1-0	1-0	0-0	1-1	2-0
Trailing after three quarters	0-6	3-3	1-8	2-5	0-4	2-8	1-3
In overtime	-	3-1	0-1	0-0	0-1	0-0	0-1
Outcomes of 7 points or less	4-4	9-3	1-5	4-3	4-4	1-2	4-1
Outcomes of 3 points or less	1-4	7-0	0-4	2-2	3-3	2-0	3-0
Ind. Panthers 100-yd rusher	2-0	5-2	6-0	2-0	4-0	3-0	6-2
Ind. Panthers 100-yd receiver	2-2	4-1	4-4	5-5	3-4	2-3	7-2
Ind. Panthers 300-yd passer	2-1	1-1	1-3	1-0	1-1	0-1	0-0
Panthers out-gain opposition	5-2	5-3	5-5	8-2	7-2	4-1	7-1
Panthers out-rush opposition	5-3	9-3	6-2	10-1	7-1	5-3	9-1
Panthers out-pass opposition	5-2	6-3	3-6	6-4	4-4	3-2	4-3
Opponent ind. 100-yd rusher	1-0	3-1	0-5	0-3	0-6	0-4	0-3
Opponent ind. 100-yd receiver	1-4	3-0	4-1	3-0	2-3	2-2	2-1
Opponent ind. 300-yd passer	-	1-0	3-0	2-0	1-1	1-0	3-0
<b>Turnovers:</b>							
Positive	5-1	3-1	6-3	7-1	5-0	5-1	8-1
Even	1-0	3-0	1-2	4-1	1-1	1-1	2-1
Negative	1-8	5-4	0-4	0-4	2-7	1-7	2-2
<b>Surface:</b>							
On grass	5-7	9-3	6-7	8-5	5-6	4-9	11-1
On artificial turf	2-2	2-2	1-2	3-0	3-2	3-0	1-3
Outdoors	5-8	9-4	6-8	9-5	6-7	3-9	11-2
Indoors	2-1	2-1	1-1	2-0	2-1	4-0	1-2
<b>By Month:</b>							
August	-	-	-	-	-	-	-
September	3-1	3-0	1-1	1-2	1-2	2-2	3-1
October	0-4	3-1	0-5	4-0	3-2	2-1	3-1
November	0-3	2-3	3-1	3-1	2-1	0-4	3-1
December	4-1	3-1	3-1	2-2	2-3	3-2	3-1
January	-	-	0-1	1-0	-	-	-
February	-	0-1	-	-	-	-	-
<b>By Conference/Division:</b>							
AFC Opponents	3-1	2-2	1-3	3-1	2-2	0-4	4-0
AFC East	-	-	-	3-1	-	-	-
AFC Central	-	-	-	-	-	-	-
AFC North	3-1	-	-	-	2-2	-	-
AFC South	-	2-2	-	-	-	0-4	-
AFC West	-	-	1-3	-	-	-	4-0
NFC Opponents	4-8	9-3	6-6	8-4	6-6	7-5	8-4
NFC East	0-1	2-2	0-1	0-1	0-4	0-1	0-1
NFC Central	-	-	-	-	-	-	-
NFC North	3-1	1-0	0-1	3-1	0-1	0-1	3-1
NFC South	1-5	5-1	3-3	4-2	5-1	3-3	4-2
NFC West	0-1	1-0	3-1	1-0	1-0	4-0	1-0
<b>Jersey Color:</b>							
White Jerseys	5-5	7-2	4-5	5-3	5-4	5-4	6-3
Black Jerseys	2-3	3-2	2-3	5-1	1-4	2-3	5-0
Blue Jerseys	0-1	1-1	1-1	1-1	2-0	0-2	1-1
<b>Time Of Game:</b>							
Day	7-9	11-4	7-7	10-5	7-6	7-8	11-3
Night	-	0-1	0-2	1-0	1-2	0-1	1-1
On Monday Night Football	-	-	0-1	1-0	1-1	-	1-0

# ALL-TIME WIN-LOSS RECORDS

## 2009-2015

General Records:	2009	2010	2011	2012	2013	2014	2015
Overall Record	8-8	2-14	6-10	7-9	12-4	7-8-1	15-1
Home	5-3	2-6	3-5	3-5	7-1	4-4	8-0
Away	3-5	0-8	3-5	4-4	5-3	3-4-1	7-1
Panthers win coin toss	6-4	1-9	4-3	3-0	8-2	3-4	9-0
Panthers lose coin toss	2-4	1-5	2-7	4-9	4-2	4-4-1	6-1
Scoring first	5-6	1-4	6-4	4-2	8-2	7-3-1	10-1
Opponent scores first	3-2	1-10	0-6	3-7	4-2	0-5	5-0
Leading at halftime	5-3	1-1	4-4	5-3	10-3	5-1	12-0
Tied at halftime	1-0	1-0	1-1	0-0	0-0	0-0	1-1
Trailing at halftime	2-5	0-13	1-5	2-6	2-1	2-7-1	2-0
Leading after three quarters	6-0	1-1	5-3	6-2	10-1	6-0-1	14-0
Tied after three quarters	0-1	1-0	0-1	0-0	0-1	0-1	0-0
Trailing after three quarters	2-7	0-13	1-6	1-7	2-2	1-7	1-1
In overtime	0-0	0-0	0-0	0-1	0-0	0-0-1	1-0
Outcomes of 7 points or less	2-1	2-2	1-7	1-7	5-2	4-2-1	6-1
Outcomes of 3 points or less	1-0	1-2	0-3	0-2	2-1	1-1-1	2-0
Ind. Panthers 100-yd rusher	6-2	1-3	0-1	2-0	1-0	2-0-1	3-0
Ind. Panthers 100-yd receiver	1-1	1-0	2-5	2-4	1-0	1-4	5-0
Ind. Panthers 300-yd passer	0-1	1-0	0-3	1-2	0-1	0-1	3-0
Panthers out-gain opposition	6-3	2-1	5-6	5-4	7-1	5-2	12-0
Panthers out-rush opposition	8-3	1-4	5-3	5-4	9-3	5-4	14-1
Panthers out-pass opposition	3-4	1-1	2-5	4-4	6-1	4-3	9-0
Opponent ind. 100-yd rusher	1-2	1-3	2-5	1-3	0-1	0-2-1	2-0
Opponent ind. 100-yd receiver	1-2	1-1	1-5	3-3	1-2	2-3-1	3-1
Opponent ind. 300-yd passer	1-2	0-2	0-6	2-2	1-2	0-2-1	3-1
<b>Turnovers:</b>							
Positive	6-1	1-5	6-0	4-3	8-1	6-0-1	11-0
Even	0-1	0-2	0-3	2-3	3-1	0-2	1-1
Negative	2-6	1-7	0-7	1-3	1-2	1-6	3-0
<b>Surface:</b>							
On grass	7-4	2-9	5-7	6-8	10-2	5-5	11-0
On artificial turf	1-4	0-5	1-3	1-1	2-2	2-3-1	4-1
Outdoors	7-5	2-11	4-6	6-8	10-2	5-8-1	13-0
Indoors	1-3	0-3	2-4	1-1	2-2	2-0	2-1
<b>By Month:</b>							
August	-	-	-	-	-	-	-
September	0-3	0-3	1-2	1-3	1-2	2-2	3-0
October	2-1	1-3	1-4	0-3	3-1	1-3-1	3-0
November	2-3	0-4	1-2	2-2	4-0	0-3	5-0
December	3-1	1-3	3-1	4-1	4-1	4-0	3-1
January	1-0	0-1	0-1	0-0	0-0	0-0	1-0
February	-	-	-	-	-	-	0-1
<b>By Conference/Division:</b>							
AFC Opponents	0-4	0-4	3-1	2-2	3-1	1-2-1	4-0
AFC East	0-4	-	-	-	3-1	0-0	0-0
AFC Central	-	-	-	-	-	-	-
AFC North	-	0-4	-	-	-	1-2-1	0-0
AFC South	-	-	3-1	-	-	0-0	4-0
AFC West	-	-	-	2-2	-	0-0	0-0
NFC Opponents	8-4	2-10	3-9	5-7	9-3	6-6	11-1
NFC East	2-2	0-1	1-0	2-2	1-0	0-1	4-0
NFC Central	-	-	-	-	-	-	-
NFC North	1-0	0-1	0-4	0-1	1-0	2-2	1-0
NFC South	4-2	0-6	2-4	3-3	5-1	4-2	5-1
NFC West	1-0	2-2	0-1	0-1	2-2	0-1	1-0
<b>Jersey Color:</b>							
White Jerseys	3-5	0-10	4-7	5-5	5-3	4-4-1	6-1
Black Jerseys	4-2	1-3	1-2	2-2	4-1	2-3	6-0
Blue Jerseys	1-1	1-1	1-1	0-2	3-0	1-1	3-0
<b>Time Of Game:</b>							
Day	7-6	2-13	6-10	6-8	10-3	7-5-1	13-1
Night	1-2	0-1	-	1-1	2-1	0-3	2-0
On Monday Night Football	0-1	-	-	1-0	1-0	0-1	1-0

# ALL-TIME WIN-LOSS RECORDS

2016-2019

General Records:	2016	2017	2018	2019
Overall Record	6-10	11-5	7-9	5-11
Home	4-4	6-2	5-3	2-6
Away	2-6	5-3	2-6	3-5
Panthers win coin toss	3-5	8-2	5-2	0-4
Panthers lose coin toss	3-5	3-3	2-7	5-7
Scoring first	5-3	8-1	3-7	4-2
Opponent scores first	1-7	3-4	4-2	1-9
Leading at halftime	6-4	10-0	6-2	5-1
Tied at halftime	0-0	0-2	0-2	0-0
Trailing at halftime	0-6	1-3	1-5	0-10
Leading after three quarters	6-3	10-0	6-3	4-0
Tied after three quarters	0-2	0-0	0-0	1-0
Trailing after three quarters	0-5	1-5	1-6	0-11
In overtime	0-0	0-0	0-0	0-0
Outcomes of 7 points or less	2-6	7-1	2-7	2-3
Outcomes of 3 points or less	2-6	4-0	1-3	0-2
Ind. Panthers 100-yd rusher	2-0	2-0	1-3	3-3
Ind. Panthers 100-yd receiver	1-2	3-1	0-3	1-6
Ind. Panthers 300-yd passer	2-1	2-0	0-3	0-3
Panthers out-gain opposition	3-5	6-1	5-6	2-3
Panthers out-rush opposition	4-7	10-0	6-2	4-2
Panthers out-pass opposition	1-5	5-1	4-6	2-4
Opponent ind. 100-yd rusher	0-2	0-0	1-2	1-4
Opponent ind. 100-yd receiver	1-3	5-0	3-3	2-4
Opponent ind. 300-yd passer	2-3	4-1	3-2	3-3
<b>Turnovers:</b>				
Positive	5-1	7-0	6-1	4-1
Even	0-1	2-1	1-2	0-0
Negative	1-8	2-4	0-6	1-10
<b>Surface:</b>				
On grass	6-7	8-2	6-7	3-8
On artificial turf	0-3	3-3	1-2	2-3
Outdoors	6-8	10-3	6-7	3-8
Indoors	0-2	1-2	1-2	2-3
<b>By Month:</b>				
August	-	-	-	-
September	1-2	2-1	2-1	2-2
October	1-3	3-2	3-1	2-1
November	2-2	3-0	1-3	1-3
December	2-2	3-2	1-4	0-5
January	0-1	0-0	0-0	0-0
February	-	-	-	-
<b>By Conference/Division:</b>				
AFC Opponents	1-3	4-0	2-2	3-1
AFC East	-	4-0	-	-
AFC Central	-	-	-	-
AFC North	-	-	2-2	-
AFC South	-	-	-	3-1
AFC West	1-3	-	-	-
NFC Opponents	5-7	7-5	5-7	2-8
NFC East	1-0	0-1	3-1	0-1
NFC Central	-	-	-	-
NFC North	0-1	3-1	0-1	0-1
NFC South	1-5	3-3	2-4	1-5
NFC West	3-1	1-0	0-1	1-3
<b>Jersey Color:</b>				
White Jerseys	2-6	5-4	5-4	3-5
Black Jerseys	2-3	5-0	1-5	1-5
Blue Jerseys	2-1	1-1	1-0	1-1
<b>Time Of Game:</b>				
Day	4-7	10-4	7-7	5-10
Night	2-3	1-1	0-2	0-1
On Monday Night Football	1-1	1-0	0-0	0-0

# ALL-TIME WIN-LOSS RECORDS

2020-2023

General Records:	2020	2021	2022	2023	TOTAL	PLAYOFFS
Overall Record	5-11	5-12	7-10	2-15	214-252-1	9-8
Home	2-6	2-6	5-4	2-6	119-114	5-2
Away	3-5	3-6	2-6	0-9	95-138-1	4-6
Panthers win coin toss	2-6	2-6	3-4	2-11	108-113	5-8
Panthers lose coin toss	3-5	3-6	4-6	0-4	106-139-1	4-0
Scoring first	4-4	4-9	6-4	1-5	153-97-1	7-2
Opponent scores first	1-7	1-3	1-6	1-10	61-156	2-6
Leading at halftime	5-1	4-3	7-2	0-3	156-56	8-0
Tied at halftime	0-10	0-1	0-1	0-1	13-35	-
Trailing at halftime	0-1	1-8	1-6	2-11	46-161-1	1-8
Leading after three quarters	5-1	5-1	6-1	0-0	177-35-1	9-0
Tied after three quarters	0-9	0-0	1-3	0-1	10-24	-
Trailing after three quarters	0-1	0-11	0-6	2-14	27-193	0-8
In overtime	0-0	0-1	0-1	0-0	5-12-1	1-0
Outcomes of 7 points or less	3-8	2-3	2-4	0-1	83-111-1	2-3
Outcomes of 3 points or less	0-3	0-1	1-3	2-4	41-63-1	0-1
Ind. Panthers 100-yd rusher	0-0	0-1	5-2	0-1	69-30-1	5-0
Ind. Panthers 100-yd receiver	3-5	1-2	1-3	0-3	63-85	4-3
Ind. Panthers 300-yd passer	1-2	2-1	0-2	0-2	27-34	2-2
Panthers out-gain opposition	3-6	5-1	5-2	1-4	141-80	6-4
Panthers out-rush opposition	2-5	5-4	7-3	1-7	164-73	9-3
Panthers out-pass opposition	3-4	4-4	1-3	2-7	105-104	5-2
Opponent ind. 100-yd rusher	1-4	0-2	1-3	0-4	19-85-1	0-1
Opponent ind. 100-yd receiver	2-3	1-5	2-2	0-3	57-74-1	2-6
Opponent ind. 300-yd passer	1-3	0-2	2-1	0-0	43-43-1	2-2
<b>Turnovers:</b>						
Positive	3-4	2-0	5-1	2-2	142-42-1	7-1
Even	1-3	3-1	1-3	0-5	40-48	1-1
Negative	1-4	0-11	1-6	0-8	32-163	1-6
<b>Surface:</b>						
On grass	3-9	1-2	0-2	0-4	156-157	7-5
On artificial turf	2-2	4-10	7-8	2-11	58-95-1	2-3
Outdoors	3-9	3-10	6-9	2-12	171-198-1	8-6
Indoors	2-2	2-2	1-1	0-3	43-54	1-2
<b>By Month:</b>						
August	-	-	-	-	0-1	-
September	1-2	3-0	1-2	0-3	42-52	-
October	2-3	1-4	1-5	1-3	50-70-1	-
November	1-3	1-3	2-2	0-4	52-64	-
December	1-2	0-3	2-1	1-4	65-56	-
January	0-1	0-2	1-1	0-1	5-10	9-6
February	-	-	-	-	-	0-2
<b>By Conference/Division:</b>						
AFC Opponents	1-3	2-3	1-4	1-4	54-62-1	0-2
AFC East	-	1-3	-	0-1	15-18	0-1
AFC Central	-	-	-	-	5-3	-
AFC North	-	-	0-4	-	8-15-1	-
AFC South	-	1-0	-	1-3	14-11	-
AFC West	1-3	-	1-0	-	14-15	0-1
NFC Opponents	4-8	3-9	6-6	1-11	158-188	9-6
NFC East	1-0	0-4	0-1	0-1	21-36	4-0
NFC Central	-	-	-	-	4-10	0-1
NFC North	1-3	0-1	1-0	0-4	20-26	1-0
NFC South	1-5	2-4	4-2	1-5	63-69	0-1
NFC West	1-0	1-0	1-3	0-1	50-49	4-4
<b>Jersey Color:</b>						
White Jerseys	3-5	5-3	4-8	0-8	121-143-1	9-6
Black Jerseys	1-3	0-7	3-1	2-5	71-85	0-2
Blue Jerseys	1-3	0-2	0-1	0-2	22-24	-
<b>Time Of Game:</b>						
Day	5-10	4-12	6-10	2-13	204-222-1	6-3
Night	0-1	1-0	1-0	0-2	20-30	3-5
On Monday Night Football	1-1	1-0	0-0	0-1	10-8	-

# CAREER LEADERS

## GAMES PLAYED (min. 70)

Player	Years	G
JJ Jansen	2009-2023	243
John Kasay	1995-2010	221
Steve Smith Sr.	2001-2013	182
Thomas Davis Sr.	2005-2018	176
Jordan Gross	2003-2013	167
Muhsin Muhammad	1996-2009	155
Julius Peppers	2002-2018	154
Brad Hoover	2000-2009	152
Ryan Kalil	2007-2018	148
Mike Minter	1997-2006	148
Charles Johnson	2007-2017	143
Mike Rucker	1999-2007	139
Cam Newton	2011-2019; 2021	133
Jonathan Stewart	2008-2017	131
Jason Kyle	2001-2008	128
Kris Mangum	1997-2006	126
Greg Olsen	2011-2019	126
Colin Jones	2012-2019	124
Chris Gamble	2004-2012	123
Shaq Thompson	2015-2023	119
Luke Kuechly	2012-2019	118
DeAngelo Williams	2006-2014	117
Taylor Moton	2017-2023	115
Travelle Wharton	2004-2013	115
Jason Baker	2005-2011	112
Mario Addison	2012-2019	111
Captain Munneryn	2009-2018	107
Nick Goings	2001-2008	105
Karl Hankton	2000-2006	104
Kawann Short	2013-2020	99

## GAMES STARTED (min. 51)

Player	Years	GS
Jordan Gross	2003-2013	167
Steve Smith	2001-2013	161
Thomas Davis	2005-2018	158
Ryan Kalil	2007-2018	145
Muhsin Muhammad	1996-2004; 2008-09	141
Mike Minter	1997-2006	141
Julius Peppers	2002-2009; 2017-18	133
Cam Newton	2011-2019; 2021	129
Greg Olsen	2011-2019	123
Luke Kuechly	2012-2019	118
Chris Gamble	2004-2012	117
Charles Johnson	2007-2017	114
Travelle Wharton	2004-2011; 2013	111
Shaq Thompson	2015-2023	108
Mike Rucker	1999-2007	106
Taylor Moton	2017-2023	99
Wesley Walls	1996-2002	96
Brad Hoover	2000-2009	93
Jake Delhomme	2003-2009	90
Frank Garcia	1995-2000	84
DeAngelo Williams	2006-2014	82
Trai Turner	2014-2019	80
Kris Jenkins	2001-2007	79
Eric Davis	1996-2000	78
Jeff Mitchell	2001-2005	78
Donte Jackson	2018-2023	76
Kawann Short	2013-2020	76

## PLAYOFF GAMES PLAYED (min. 8)

Player	Years	G
Davis, Thomas	2005-2018	11
Kasay, John	1995-2010	10
Smith, Steve	2001-2013	9
Gross, Jordan	2003-2013	9
Peppers, Julius	2002-2009; 2017-18	9
Delhomme, Jake	2003-2009	8
Kyle, Jason	2001-2008	8

Graham Gano	2012-2018	98
Wesley Walls	1996-2002	98
James Anderson	2006-2012	94
Ian Thomas	2018-2023	94
Jake Delhomme	2003-2009	91
Frank Garcia	1995-2000	91
Dante Wesley	2002-2009	91
Geoff Hangartner	2005-2013	90
Kris Jenkins	2001-2007	85
Trai Turner	2014-2019	84
Wes Horton	2013-2019	83
Charles Godfrey	2008-2014	82
Brian Burns	2019-2023	80
Donte Jackson	2018-2023	80
DJ Moore	2018-2022	80
Richard Marshall	2006-2010	80
Al Wallace	2002-2006	80
Eric Davis	1996-2000	78
Jeff Mitchell	2001-2005	78
Damien Richardson	1998-2002	77
Michael Bates	1996-2000	76
Jeff King	2006-2010	76
Star Lotulelei	2013-2017	76
Kindal Moorehead	2003-2007	75
Tre Boston	2014-2020	74
Jon Beason	2007-2013	72
Kyle Love	2015-2019	72
Mike Tolbert	2012-2016	72
Brentson Buckner	2001-2005	71
Anthony Johnson	1995-1999	71
Marquis Haynes Sr.	2018-2023	71

Star Lotulelei	2013-2017	75
Charles Godfrey	2008-2014	75
DJ Moore	2018-2022	73
Jon Beason	2007-2013	71
Brian Burns	2019-2023	67
Brentson Buckner	2001-2005	65
Jonathan Stewart	2008-2017	64
Derrick Brown	2020-2023	63
Jeff King	2006-2010	62
Kris Mangum	1997-2006	61
James Bradberry	2016-2019	60
Dan Morgan	2001-2007	59
Ken Lucas	2005-2008	59
Christian McCaffrey	2017-2022	58
Matt Campbell	1995-2000	58
Geoff Hangartner	2005-08; 2011-12; 2013	57
Chris Terry	1999-2000	57
Byron Bell	2011-2014	56
Sean Gilbert	1998-2002	56
Doug Evans	1998-2001	55
Blake Brockermeyer	1995-1998	55
Will Witherspoon	2002-2005	55
Captain Munneryn	2009-13; 2017-18	55
Andrew Norwell	2014-2017	54
James Anderson	2006-2012	53
Ian Thomas	2018-2023	52
Mario Addison	2012-2019	51
Steve Beuerlein	1996-2000	51

Hoover, Brad	2000-2009	8
Wesley, Dante	2002-2005; 2007-2009	8
Goings, Nick	2001-2008	8
Kalil, Ryan	2007-2018	8

# CAREER LEADERS

SCORING	Years	TD	TDr	TDP	TDrT	FG	PAT	2pt.	S	Pts
Kasay, John	1995-2010	0	0	0	0	351-424	429-438	0	0	1482
Gano, Graham	2012-2019	0	0	0	0	165-193	247-260	0	0	742
Smith, Steve	2001-2013	75	2	67	6	0-0	0-0	2	0	454
Newton, Cam	2011-2019; 2021	63	63	0	0	0-0	0-0	2	0	382
Stewart, Jonathan	2008-2017	58	51	7	0	0-0	0-0	0	0	348
Williams, DeAngelo	2006-2014	53	46	7	0	0-0	0-0	2	0	322
Muhammad, Muhsin	1996-04; 08-09	50	0	50	0	0-0	0-0	2	0	304
McCaffrey, Christian	2017-2022	50	32	18	0	0-0	0-0	1	0	302
Walls, Wesley	1996-2002	44	0	44	0	0-0	0-0	0	0	264
Olsen, Greg	2011-2019	39	0	39	0	0-0	0-0	2	0	238
Slye, Joey	2019-2020	0	0	0	0	54-66	64-71	0	0	226
Pineiro, Eddy	2022-2023	0	0	0	0	58-64	47-52	0	0	221
Funchess, Devin	2015-2018	21	0	21	0	0-0	0-0	1	0	128
Moore, DJ	2018-2022	21	0	21	0	0-0	0-0	1	0	128
Davis, Stephen	2003-2005	20	20	0	0	0-0	0-0	0	0	120
Ginn Jr., Ted	2013, 2015-2016	19	0	19	0	0-0	0-0	0	0	114
Samuel, Curtis	2017-2020	19	5	14	0	0-0	0-0	0	0	114
Tolbert, Mike	2012-2016	19	13	6	0	0-0	0-0	0	0	114
Mare, Olindo	2011	0	0	0	0	22-28	44-45	0	0	110
Benjamin, Kelvin	2014-2017	18	0	18	0	0-0	0-0	0	0	108
Biakabutuka, Tshimanga	1996-2001	17	14	3	0	0-0	0-0	0	0	102
Nedney, Joe	2000	0	0	0	0	26-28	20-20	0	0	98
Foster, DeShaun	2002-2007	14	10	4	0	0-0	0-0	0	0	84
Gonzalez, Zane	2021	0	0	0	0	20-22	22-33	0	0	82
Carrier, Mark	1995-1998	13	0	13	0	0-0	0-0	0	0	78
Hubbard, Chuba	2021-2023	13	12	1	0	0-0	0-0	0	0	78
LaFell, Brandon	2010-2013	13	0	13	0	0-0	0-0	0	0	78
Lane, Fred	1997-1999	13	13	0	0	0-0	0-0	0	0	78
Jeffers, Patrick	1999-2001	12	0	12	0	0-0	0-0	0	0	72
Ismail, Raghib	1996-1998	11	1	10	0	0-0	0-0	0	0	66
Graham, Shayne	2002	0	0	0	0	13-18	21-21	0	0	60
Anderson, Robby	2020-2022	9	0	9	0	0-0	0-0	1	0	56
Goings, Nick	2001-2008	9	6	3	0	0-0	0-0	1	0	56
Johnson, Anthony	1995-1999	9	7	2	0	0-0	0-0	1	0	56
Floyd, William	1998-2000	9	7	2	0	0-0	0-0	0	0	54
Green, Willie	1995-1996	9	0	9	0	0-0	0-0	0	0	54
Hoover, Brad	2000-2009	9	3	6	0	0-0	0-0	0	0	54
King, Jeff	2006-2010	9	0	9	0	0-0	0-0	0	0	54
Mangum, Kris	1997-2006	9	0	9	0	0-0	0-0	0	0	54
Tremble, Tommy	2021-2023	8	1	7	0	0-0	0-0	1	0	50
Brown, Corey	2014-2016	8	0	7	1	0-0	0-0	0	0	48
Carter, Drew	2004-2007	8	0	8	0	0-0	0-0	0	0	48
Davis, Mike	2019-2020	8	7	1	0	0-0	0-0	0	0	48
Proehl, Ricky	2003-2005	8	0	8	0	0-0	0-0	0	0	48
Cunningham, Richie	1999-2000	0	0	0	0	8-10	22-23	0	0	46
Colbert, Keary	2004-2007	7	0	7	0	0-0	0-0	1	0	44
Medlock, Justin	2012	0	0	0	0	7-10	23-23	0	0	44
Darnold, Sam	2021-2022	7	7	0	0	0-0	0-0	0	0	42
Hayes, Donald	1998-2001	7	0	7	0	0-0	0-0	0	0	42
Smith, Lamar	2002	7	7	0	0	0-0	0-0	0	0	42
Dickson, Ed	2014-2017	6	0	5	1	0-0	0-0	0	0	36
Weinke, Chris	2001-2006	6	6	0	0	0-0	0-0	0	0	36
Foreman, D'Onta	2022	5	5	0	0	0-0	0-0	1	0	32
Artis-Payne, Cameron	2015-2018	5	5	0	0	0-0	0-0	0	0	30
Bates, Michael	1996-2000	5	0	0	5	0-0	0-0	0	0	30
Bridgewater, Teddy	2020	5	5	0	0	0-0	0-0	0	0	30
Brown, Dee	2002	5	4	1	0	0-0	0-0	0	0	30
Chark Jr., DJ	2023	5	0	5	0	0-0	0-0	0	0	30
Delhomme, Jake	2003-2009	5	5	0	0	0-0	0-0	0	0	30
Johnson, Keyshawn	2006	5	1	4	0	0-0	0-0	0	0	30
Munnerlyn, Captain	2009-13; 2017-18	5	0	0	5	0-0	0-0	0	0	30
Rosario, Dante	2007-2010	5	0	5	0	0-0	0-0	0	0	30
Collins, Kerry	1995-1998	4	4	0	0	0-0	0-0	2	0	28
Cotchery, Jerricho	2014-2015	4	0	4	0	0-0	0-0	1	0	26
Thielen, Adam	2023	4	0	4	0	0-0	0-0	1	0	26
Byrd, Isaac	2000-2002	4	0	4	0	0-0	0-0	0	0	24
Carruth, Rae	1997-1999	4	0	4	0	0-0	0-0	0	0	24
Griffith, Howard	1995-1996	4	2	2	0	0-0	0-0	0	0	24
Minter, Mike	1997-2006	4	0	0	4	0-0	0-0	0	0	24
Moore, Derrick	1995	4	4	0	0	0-0	0-0	0	0	24
Shockey, Jeremy	2011	4	0	4	0	0-0	0-0	0	0	24
Thomas, Ian	2018-2023	4	0	4	0	0-0	0-0	0	0	24
Whittaker, Fozzy	2014-2018	4	2	2	0	0-0	0-0	0	0	24
Catanzaro, Chandler	2018	0	0	0	0	5-5	7-8	0	0	22
Beuerlein, Steve	1996-2000	3	3	0	0	0-0	0-0	1	0	20

# CAREER LEADERS

Blackshear, Raheem	2022-2023	3	3	0	0	0-0	0-0	1	0	20
Allen, Kyle	2018-2019	3	3	0	0	0-0	0-0	0	0	18
Armah, Alex	2017-2020	3	3	0	0	0-0	0-0	0	0	18
Byrd, Damiere	2016-2018	3	0	2	1	0-0	0-0	0	0	18
Gamble, Chris	2004-2012	3	0	0	3	0-0	0-0	0	0	18
Gettis, David	2010-13	3	0	3	0	0-0	0-0	0	0	18
Goodson, Mike	2009-2011	3	3	0	0	0-0	0-0	0	0	18
Greene, Scott	1996-1997	3	1	2	0	0-0	0-0	0	0	18
Hetherington, Chris	1999-2001	3	2	1	0	0-0	0-0	0	0	18
Huntley, Richard	2001	3	2	1	0	0-0	0-0	0	0	18
Metzelaars, Pete	1995	3	0	3	0	0-0	0-0	0	0	18
Peppers, Julius	2002-09; 2017-18	3	0	0	3	0-0	0-0	0	0	18
Hajrullah, Liram	2021	0	0	0	0	4-5	3-3	0	0	15
Kuechly, Luke	2012-2019	2	0	0	2	0-0	0-0	0	1	14
Seidman, Mike	2003-2006	2	0	2	0	0-0	0-0	1	0	14
Bonnafon, Reggie	2019-2021	1	1	1	0	0-0	0-0	0	0	12
Coleman, Kurt	2015-2017	2	0	0	2	0-0	0-0	0	0	12
Chinn, Jeremy	2020-2023	2	0	0	2	0-0	0-0	0	0	12
Crawford, Casey	2000-2001	2	0	1	1	0-0	0-0	0	0	12
Davis, Eric	1996-2000	2	0	0	2	0-0	0-0	0	0	12
Evans, Doug	1998-2001	2	0	0	2	0-0	0-0	0	0	12
Fauria, Christian	2007	2	0	2	0	0-0	0-0	0	0	12
Gaines, Michael	2004-2006	2	2	0	0	0-0	0-0	0	0	12
Guliford, Eric	1995	2	0	1	1	0-0	0-0	0	0	12
Kinchen, Brian	1999-2000	2	0	2	0	0-0	0-0	0	0	12
Manning, Jr., Ricky	2003-2005	2	0	0	2	0-0	0-0	0	0	12
Marshall, Richard	2006-2010	2	0	0	2	0-0	0-0	0	0	12
Mills, Sam	1995-1997	2	0	0	2	0-0	0-0	0	0	12
Murphy, Louis	2012	2	0	1	1	0-0	0-0	0	0	12
Norman, Josh	2011-2015	2	0	0	2	0-0	0-0	0	0	12
Pilares, Kealoha	2011-2012	2	0	1	1	0-0	0-0	0	0	12
Smith, Shi	2021-2022	2	0	2	0	0-0	0-0	0	0	12
Smith, Torrey	2018	2	0	2	0	0-0	0-0	0	0	12
Smith-Marssette, Ihmir	2023	2	1	0	1	0-0	0-0	0	0	12
Shenault Jr., Laviska	2022-2023	2	1	1	0	0-0	0-0	0	0	12
Wiggins, Jermaine	2002	2	0	2	0	0-0	0-0	0	0	12
Zylstra, Brandon	2019-21	2	0	1	1	0-0	0-0	0	0	12
Jackson, Donte	2018-2022	1	0	0	1	0-0	0-0	2	0	10
Chandler, Jeff	2004	0	0	0	0	0-2	8-8	0	0	8
Christian, Bob	1995-1996	1	0	1	0	0-0	0-0	2	0	8
Davis, Thomas	2005-2018	0	0	0	1	0-0	0-0	0	1	8
Marshall Jr., Terrace	2021-2023	1	0	1	0	0-0	0-0	1	0	8
Stone, Dwight	1995-1998	1	0	0	1	0-0	0-0	0	1	8
Wright, Jarius	2018-2019	1	0	1	0	0-0	0-0	0	0	8
Santoso, Ryan	2021	0	0	0	0	2-2	1-2	0	0	7
Sauerbrun, Todd	2001-2004	0	0	0	0	1-1	4-4	0	0	7
Abdullah, Armeer	2021	1	0	1	0	0-0	0-0	0	0	6
Anderson, C.J.	2018	1	0	1	0	0-0	0-0	0	0	6
Anderson, Rashard	2000-2001	1	0	0	1	0-0	0-0	0	0	6
Avant, Jason	2014	1	0	1	0	0-0	0-0	0	0	6
Barnidge, Gary	2008-12	1	0	1	0	0-0	0-0	0	0	6
Beebe, Don	1995	1	0	1	0	0-0	0-0	0	0	6
Bennett, Brandon	2004	1	1	0	0	0-0	0-0	0	0	6
Bersin, Brenton	2014-2017	1	0	1	0	0-0	0-0	0	0	6
Boston, Tre	2014-16; 19-20	1	0	0	1	0-0	0-0	0	0	6
Brockel, Richie	2011-2015	1	1	0	0	0-0	0-0	0	0	6
Broughton, Luther	1997-1998	1	0	1	0	0-0	0-0	0	0	6
Burns, Brian	2019-2023	1	1	0	0	0-0	0-0	0	0	6
Clay, Kaelin	2017	1	0	0	1	0-0	0-0	0	0	6
Florence, Drayton	2013	1	0	0	1	0-0	0-0	0	0	6
Franklin Jr., Sam	2020-2023	1	0	0	1	0-0	0-0	0	0	6
Gardner, Rod	2005	1	0	1	0	0-0	0-0	0	0	6
Godfrey, Charles	2008-2014	1	0	0	1	0-0	0-0	0	0	6
Greene, Kevin	1996; 1998-1999	1	0	0	1	0-0	0-0	0	0	6
Harper, Roman	2014-2015	1	0	0	1	0-0	0-0	0	0	6
Haynes Sr., Marquis	2018-2022	1	0	0	1	0-0	0-0	0	0	6
Hitchcock, Jimmy	2000-2001	1	0	0	1	0-0	0-0	0	0	6
Hill, Troy	2023	1	0	0	1	0-0	0-0	0	0	6
Hixon, Domenik	2013	1	0	1	0	0-0	0-0	0	0	6
Hurst, Hayden	2023	1	0	1	0	0-0	0-0	0	0	6
Jarrett, Dwayne	2007-2010	1	0	1	0	0-0	0-0	0	0	6
Jones, Colin	2012-2019	1	0	0	1	0-0	0-0	0	0	6
Jordan, Michael	2021-2022	1	0	0	1	0-0	0-0	0	0	6
King, Shawn	1996-1998	1	0	0	1	0-0	0-0	0	0	6
Kragen, Greg	1995-1997	1	0	0	1	0-0	0-0	0	0	6
Lucas, Ken	2005-2008	1	0	0	1	0-0	0-0	0	0	6



# CAREER LEADERS

Luvu, Frankie	2021-2023	1	0	0	1	0-0	0-0	0	0	6
Manhertz, Chris	2017-2020	1	0	1	0	0-0	0-0	0	0	6
Mayfield, Baker	2022	1	1	0	0	0-0	0-0	0	0	6
McKyer, Tim	1995	1	0	0	1	0-0	0-0	0	0	6
Mills, Ernie	1997	1	0	1	0	0-0	0-0	0	0	6
Moorehead, Kindal	2003-07	1	0	0	1	0-0	0-0	0	0	6
Naanee, Legedu	2011	1	0	1	0	0-0	0-0	0	0	6
Ogbonnaya, Chris	2014	1	1	0	0	0-0	0-0	0	0	6
Oliver, Winslow	1996-1998	1	0	0	1	0-0	0-0	0	0	6
Philyaw, Dino	1995-1996	1	1	0	0	0-0	0-0	0	0	6
Robertson, Jamal	2004-2005	1	1	0	0	0-0	0-0	0	0	6
Robinson, Kenny	2021	1	0	0	1	0-0	0-0	0	0	6
Sanders, Miles	2023	1	1	0	0	0-0	0-0	0	0	6
Shepard, Russell	2017	1	0	1	0	0-0	0-0	0	0	6
Smart, Rod	2002-2005	1	0	0	1	0-0	0-0	0	0	6
Smith, Rodney	2020	1	1	0	0	0-0	0-0	0	0	6
Thompson, Colin	2020-2022	1	0	1	0	0-0	0-0	0	0	6
Thompson, Shaq	2015-2023	1	0	0	1	0-0	0-0	0	0	6
Uwaezuoke, Iheanyi	2000	1	0	0	1	0-0	0-0	0	0	6
Vaughan, Josh	2010-2011	1	1	0	0	0-0	0-0	0	0	6
Wallace, Al	2002-2006	1	0	0	1	0-0	0-0	0	0	6
Wesley, Dante	2002-05; 2007-09	1	0	0	1	0-0	0-0	0	0	6
White, Melvin	2013-2014	1	0	0	1	0-0	0-0	0	0	6
Witherspoon, Will	2002-2005	1	0	0	1	0-0	0-0	0	0	6
Workman, Vince	1995	1	1	0	0	0-0	0-0	0	0	6
Hardy, Greg	2010-2014	0	0	0	0	0-0	0-0	0	2	4
Hilbert, Jon	2002	0	0	0	0	0-2	3-3	0	0	3
Addison, Mario	2012-2019	0	0	0	0	0-0	0-0	0	1	2
Applewhite, Antwan	2011-2012	0	0	0	0	0-0	0-0	0	1	2
Irvin, Bruce	2019	0	0	0	0	0-0	0-0	0	1	2
Onatolu, Kenny	2012	0	0	0	0	0-0	0-0	0	1	2
Rasby, Walter	1995-1997	0	0	0	0	0-0	0-0	1	0	2
Rucker, Mike	1999-2007	0	0	0	0	0-0	0-0	0	1	2
Thomas, Hollis	2009	0	0	0	0	0-0	0-0	0	1	2
Young, Bryce	2023	0	0	0	0	0-0	0-0	0	1	2
<b>TOTALS</b>		<b>1066</b>	<b>403</b>	<b>582</b>	<b>83</b>	<b>736-882</b>	<b>965-1004</b>	<b>34</b>	<b>11</b>	<b>9677</b>

## PASSING YARDS

	Years	Att	Cmp	Pct	Yds	TD	INT	Sk/Yds	Rtg	300Yd
Newton, Cam	2011-19; 21	4,106	2,440	59.4%	29,725	186	113	301/2,281	85.4	20
Delhomme, Jake	2003-2009	2,669	1,580	59.2%	19,258	120	89	154/1,158	82.6	11
Beuerlein, Steve	1996-2000	1,723	1,041	60.4%	12,690	86	50	191/1,109	87.7	8
Collins, Kerry	1995-1998	1,340	694	51.8%	8,306	47	54	79/515	66.0	5
Weinke, Chris	2001-2006	687	373	54.3%	3,800	14	26	42/267	61.4	2
Bridgewater, Teddy	2020	492	340	69.1%	3,733	15	11	31/205	92.1	3
Darnold, Sam	2021-2022	546	325	59.5%	3,670	16	16	45/282	77.2	4
Allen, Kyle	2018-2019	520	323	62.1%	3,588	19	16	46/397	82.0	3
Young, Bryce	2023	527	315	59.8%	2,877	11	10	62/477	73.7	1
Peete, Rodney	2002-2004	392	228	58.2%	2,652	15	14	34/212	76.6	3
Moore, Matt	2007-2010	392	227	57.9%	2,640	16	17	28/208	73.9	1
Clausen, Jimmy	2010-2012	299	157	52.5%	1,558	3	9	33/223	58.4	0
Walker, PJ	2020-2022	212	121	57.1%	1,401	5	11	16/115	63.4	0
Mayfield, Baker	2022	206	119	57.8%	1,313	6	6	19/126	74.3	0
Anderson, Derek	2011-2017	168	111	66.1%	1,265	7	5	4/17	90.0	0
Testaverde, Vinny	2007	172	94	54.7%	952	5	6	9/46	65.8	0
Carr, David	2007	136	73	53.7%	635	3	5	13/74	58.3	0
Reich, Frank	1995	84	37	44.0%	441	2	2	12/100	58.7	1
Dalton, Andy	2023	58	34	58.6%	361	2	0	3/27	88.4	1
Heinicke, Taylor	2018	57	35	61.4%	320	1	3	2/17	60.6	0
Grier, Will	2019-2020	52	28	53.8%	228	0	4	6/44	33.2	0
St. Pierre, Brian	2010	28	13	46.4%	173	1	2	3/23	48.7	0
Fasani, Randy	2002	44	15	34.1%	171	0	4	7/60	8.8	0
Lytle, Matt	2001	30	17	56.7%	133	1	3	3/24	39.3	0
Lewis, Jeff	1999-2000	35	18	51.4%	131	0	1	8/57	48.6	0
Trudeau, Jack	1995	17	11	64.7%	100	0	3	2/8	40.9	0
Basanez, Brett	2006-2008	11	6	54.5%	56	0	1	0/0	30.9	0
McCaffrey, Christian	2017-2022	3	1	33.3%	50	1	0	0/0	121.5	0
Pike, Tony	2010	12	6	50.0%	47	0	0	1/10	60.1	0
Gulford, Eric	1995	2	1	50.0%	46	0	1	0/0	56.3	0
Gilbert, Garrett	2018	3	2	66.7%	40	0	0	1/5	109.7	0
Craig, Dameyune	2001	8	4	50.0%	34	0	0	2/15	61.5	0
Charlton, Joseph	2020-21	1	1	100.0%	28	0	0	1/5	118.8	0
Naanee, Legedu	2011	1	1	100.0%	27	0	0	0/0	118.8	0
Palardy, Michael	2017-2019	2	1	50.0%	12	0	0	0/0	68.8	0
Edwards, Armanti	2010-2013	3	2	66.7%	11	0	0	0/0	72.9	0
Hekker, Johnny	2022-2023	1	1	100.0%	7	0	0	0/0	95.8	0
McCown, Josh	2008-2009	6	1	16.7%	2	0	0	1/6	39.6	0

# CAREER LEADERS

Bono, Steve	1999	1	0	0.0%	0	0	0	0/0	39.6	0
Brown, Dee	2001-2002	1	0	0.0%	0	0	1	0/0	0.0	0
Floyd, William	1998-2000	1	0	0.0%	0	0	1	0/0	0.0	0
Foster, DeShaun	2002-2005	1	0	0.0%	0	0	0	0/0	39.6	0
Huntley, Richard	2001	1	0	0.0%	0	0	0	1/0	39.6	0
Johnson, Keyshawn	2006	1	0	0.0%	0	0	1	0/0	0.0	0
LaFell, Brandon	2010-2013	1	0	0.0%	0	0	0	0/0	39.6	0
Moore, DJ	2018-2022	1	0	0.0%	0	0	0	0/0	39.6	0
Proehl, Ricky	2003-2004	1	0	0.0%	0	0	0	0/0	39.6	0
Sauerbrun, Todd	2001-2004	1	0	0.0%	0	0	0	0/0	39.6	0
Smith, Steve	2001-2013	1	0	0.0%	0	0	0	0/0	39.6	0
Walter, Ken	1997-2000	2	0	0.0%	0	0	0	0/0	39.6	0
Workman, Vince	1995	1	0	0.0%	0	0	0	0/0	39.6	0
Zylstra, Brandon	2019-2021	1	0	0.0%	0	0	0	0/0	39.6	0
<b>TOTAL</b>		<b>15,065</b>	<b>8,809</b>	<b>58.5%</b>	<b>102,600</b>	<b>582</b>	<b>486</b>	<b>1,163/8,123</b>	<b>78.6</b>	<b>63</b>

<b>RUSHING YARDS</b>	<b>Years</b>	<b>Rsh</b>	<b>Yds</b>	<b>Avg</b>	<b>Long</b>	<b>TDs</b>	<b>100-yd. gms.</b>
Stewart, Jonathan	2008-2017	1,699	7,318	4.3	69t	51	16
Williams, DeAngelo	2006-2014	1,432	6,846	4.8	77	46	18
Newton, Cam	2011-2019; 2021	981	5,036	5.1	72t	63	3
McCaffrey, Christian	2017-2022	853	3,911	4.6	84t	32	12
Foster, DeShaun	2002-2007	851	3,336	3.9	71	10	7
Biakabutuka, Tshimanga	1996-2001	611	2,530	4.1	67t	14	7
Davis, Stephen	2003-2005	522	2,085	4.0	40	20	7
Lane, Fred	1997-1999	502	2,001	4.0	50	13	6
Hubbard, Chuba	2021-2023	505	1,980	3.9	35	12	3
Johnson, Anthony	1995-1999	482	1,795	3.7	29	7	6
Goings, Nick	2001-2008	400	1,470	3.7	57t	6	5
Tolbert, Mike	2012-2016	289	992	3.4	29	13	0
Hoover, Brad	2000-2009	284	961	3.4	35	3	1
Foreman, D'Onta	2022	198	895	4.5	60	5	5
Moore, Derrick	1995	195	740	3.8	53t	4	2
Smith, Lamar	2002	209	737	3.5	59	7	1
Huntley, Richard	2001	165	665	4.0	25	2	1
Davis, Mike	2019-2020	167	644	3.9	25	6	0
Whittaker, Fozzy	2014-2018	121	536	4.4	25	2	1
Goodson, Mike	2009-2011	125	501	4.0	45	3	2
Artis-Payne, Cameron	2015-2018	118	491	4.2	43	5	0
Samuel, Curtis	2017-2020	72	478	6.6	45	5	0
Sanders, Miles	2023	129	432	3.3	48	1	0
Smith, Steve	2001-2013	57	387	6.8	39	2	0
Brown, Dee	2002	102	360	3.5	24	4	1
Moore, DJ	2018-2022	39	335	8.6	32	0	0
Darnold, Sam	2021-2022	74	328	4.4	30	7	0
Beuerlein, Steve	1996-2000	109	305	2.8	20	3	0
Bridgewater, Teddy	2020	53	279	5.3	18t	5	0
Delhomme, Jake	2003-2009	152	260	1.7	13	5	0
Young, Bryce	2023	39	253	6.5	26	0	0
Collins, Kerry	1995-1998	107	217	2.0	21	4	0
Griffith, Howard	1995-1996	77	204	2.6	15	2	0
Bonnafoon, Reggie	2019-2021	29	189	6.5	59t	1	0
Ginn Jr., Ted	2013, 2015-2016	22	187	8.5	43	0	0
Oliver, Winslow	1996-1998	48	183	3.8	16	0	0
Floyd, William	1998-2000	79	182	2.3	16	7	0
Christian, Bob	1995-1996	41	158	3.9	17	0	0
Greene, Scott	1996-1997	45	157	3.5	10t	1	0
Smith, Rodney	2020-2021	41	156	3.8	13	1	0
Ismail, Raghib	1996-1998	15	154	10.3	36	1	0
Weinke, Chris	2001-2006	54	148	2.7	23	6	0
Brown, Corey	2014-2016	16	139	8.7	28	0	0
Sutton, Tyrell	2009-2010	25	139	5.6	32	0	0
Workman, Vince	1995	35	139	4.0	14	1	0
Abdullah, Ameer	2021	44	136	3.1	15	0	0
Allen, Kyle	2018-2019	37	125	3.4	17	3	0
Blackshear, Raheem	2022-2023	37	123	3.3	16	3	0
Shenault Jr., Laviska	2022-2023	21	120	5.7	41t	1	0
LaFell, Brandon	2010-2013	6	110	18.3	60	0	0
Anderson, C.J.	2018	24	104	4.8	22	0	0
Fasani, Randy	2002	18	95	5.3	19	0	0
Thomas, Blair	1995	22	90	4.1	13	0	0
Hetherington, Chris	1999-2001	30	84	2.8	14	2	0
Reaves, Darrin	2014	31	78	2.5	9	0	0
Freeman, Royce	2021	21	77	3.7	13	0	0
Smith-Marsette, Ihmir	2023	8	74	9.3	20	1	0
Muhammad, Muhsin	1996-2004; 2008-09	11	64	5.8	20	0	0
Baldwin, Randy	1995	23	61	2.7	9	0	0

# CAREER LEADERS

Smart, Rod	2002-2005	27	61	2.3	6	0	0
Carr, David	2007	17	59	3.5	15	0	0
Clausen, Jimmy	2010-2012	23	57	2.5	11	0	0
Harris, Joey	2004	15	53	3.5	19	0	0
Mayfield, Baker	2022	16	52	3.3	17	1	0
Anderson, Robbie	2020-2022	7	51	7.3	30	0	0
Ogbonnaya, Chris	2014	14	50	3.6	9	1	0
Walker, PJ	2020-2022	18	50	2.4	20	0	0
Brown, Spencer	2021-2022	9	43	4.5	7	0	0
Robertson, Jamal	2004-2005	14	41	2.9	11	1	0
Philyaw, Dino	1996	12	38	3.2	8	1	0
Lewis, Jeff	1999-2000	12	37	3.1	19	0	0
Armah, Alex	2017-2020	21	35	1.7	4	3	0
Cannon, Trenton	2020	10	33	3.3	13	0	0
Wright, Jarius	2018-2019	3	32	10.7	34	0	0
Heinicke, Taylor	2018	5	31	6.2	19	0	0
Vaughan, Josh	2010-2011	10	31	3.1	9	1	0
Chinn, Jeremy	2020-2023	2	29	1.0	28	0	0
Carruth, Rae	1996-1999	7	27	3.9	6	0	0
Clay, Kaelin	2017	2	27	13.5	29	0	0
Moore, Matt	2007-2010	20	27	1.4	8	0	0
Bates, Michael	1996-2000	8	25	3.1	12	0	0
Craig, Dameyune	1999-2001	5	24	4.8	13	0	0
Stevens, Tommy	2020	4	24	6.0	10	0	0
Shelton, Eric	2005-2006	8	23	2.9	9	0	0
Anderson, Derek	2011-2017	25	22	0.9	8	0	0
Fiammetta, Tony	2009-2010	7	22	3.1	11	0	0
Grier, Will	2019	7	22	3.1	11	0	0
Testaverde, Vinny	2007	9	22	2.4	16	0	0
Metcalfe, Eric	1999	2	20	10.0	17	0	0
Montgomery, Joe	2002	7	20	2.9	5	0	0
Shepard, Russell	2017	2	19	9.5	11	0	0
Carter, Drew	2004-2007	2	18	9.0	11	0	0
Bennett, Brandon	2004	6	17	2.8	11	1	0
Cadet, Travaris	2018	11	17	1.5	5	0	0
Pilares, Kealoha	2011-2012	1	17	17.0	5	0	0
Chandler, Sean	2021-2022	2	16	8.0	14	0	0
Cotchery, Jerricho	2014-2015	1	16	16.0	16	0	0
Jeffers, Patrick	1999-2001	2	16	8.0	23	0	0
Adams, Joe	2012	3	13	4.3	5	0	0
Brockel, Richie	2011-2015	4	13	3.3	7t	1	0
Peete, Rodney	2002-2004	23	13	0.6	10	0	0
Byrd, Damiere	2016-2018	1	12	12.0	12	0	0
Dalton, Andy	2023	3	12	4.0	10	0	0
Edwards, Armani	2010-2013	2	12	6.0	7	0	0
Tremble, Tommy	2021-2023	3	11	3.7	7	1	0
Hoard, Leroy	1996	5	11	2.2	5	0	0
Jarrett, Dwayne	2007-2010	1	11	11.0	11	0	0
Felton, Jerome	2011	3	10	3.3	4	0	0
Scarlett, Jordan	2019	4	9	2.3	6	0	0
Stone, Dwight	1995-1998	2	9	4.5	6	0	0
Lytie, Matt	2001	2	8	4.0	4	0	0
Barner, Kenjon	2013	6	7	1.2	2	0	0
Colbert, Kerry	2004-2007	1	6	6.0	6	0	0
Thielen, Adam	2023	1	6	6.0	6	0	0
Jones, Colin	2012-2019	1	5	5.0	5	0	0
Senn, Jordan	2010-2013	1	5	5.0	5	0	0
Smith, Armond	2012-2013	7	5	0.7	5	0	0
Johnson, Keyshawn	2006	1	4	4.0	4	1	0
Haynes, Alex	2007	3	3	1.0	3	0	0
Murphy, Louis	2012	1	3	3.0	3	0	0
Reich, Frank	1995	1	3	3.0	3	0	0
Basanez, Brett	2006	1	2	2.0	2	0	0
Hartsfield, Myles	2020-2022	2	2	1.0	2	0	0
Gettis, David	2010-2012	3	2	0.7	19	0	0
Guliford, Eric	1995	2	2	1.0	1	0	0
Avant, Jason	2014	1	1	1.0	1	0	0
Green, Willie	1995-1996	1	1	1.0	1	0	0
Proehl, Ricky	2003-2005	2	1	0.5	9	0	0
Zylstra, Brandon	2019-2021	1	1	1.0	1	0	0
Baker, Jason	2005-2011	1	0	0.0	0	0	0
Poole, Tauren	2014	1	0	0.0	0	0	0
Sauerbrun, Todd	2001-2004	1	0	0.0	0	0	0
Nortman, Brad	2012-2015	1	-1	-1.0	-1	0	0
Webb, Joe	2014-2016	1	-1	-1.0	-1	0	0
Bono, Steve	1999	2	-2	-1.0	-1	0	0

# CAREER LEADERS

Byrd, Isaac	2000-2002	2	-2	-1.0	-2	0	0
Presley, De'Andre	2014	1	-2	-2.0	-2	0	0
Rosario, Dante	2007-2010	1	-2	-2.0	-2	0	0
Smith, Shi	2021-2022	1	-3	-3.0	-3	0	0
McCown, Josh	2008	4	-3	-0.8	0	0	0
Carrier, Mark	1995-1998	3	-4	-1.3	4	0	0
Hankton, Karl	2000-2006	2	-4	-2.0	2	0	0
Nakamura, Haruki	2012	1	-4	-4.0	-4	0	0
Walter, Ken	1997-2000	5	-5	-1.0	-5	0	0
Hekker, Johnny	2022-2023	1	-11	-11.0	-11	0	0
<b>TOTAL</b>		<b>13,013</b>	<b>54,051</b>	<b>4.2</b>	<b>84</b>	<b>401</b>	<b>104</b>

## RECEIVING YARDS

	Years	Rec	Yds	Avg	Long	TDs	100-yd. gms.
Smith, Steve	2001-2013	836	12,197	14.6	80t	67	43
Muhammad, Muhsin	1996-04; 08-09	696	9,255	13.3	72t	50	27
Olsen, Greg	2011-2019	524	6,463	12.3	78t	39	11
Moore, DJ	2018-2022	364	5,201	14.3	82	21	15
Walls, Wesley	1996-2002	324	3,902	12.0	54	44	3
McCaffrey, Christian	2017-2022	364	5,201	14.3	82	21	5
Carrier, Mark	1995-1998	176	2,547	14.5	66t	13	5
Benjamin, Kelvin	2014-2017	168	2,424	14.4	51	18	5
LaFell, Brandon	2010-2013	167	2,385	14.3	91t	13	2
Funckess, Devin	2015-2018	161	2,233	13.9	52	21	2
Samuel, Curtis	2017-2020	185	2,087	11.3	53t	14	3
Ginn Jr., Ted	2013, 15-16	134	2,047	15.3	88t	19	2
Hayes, Donald	1998-2001	132	1,855	14.1	56t	7	2
Anderson, Robbie	2020-2022	161	1,821	11.3	75t	9	4
Ismail, Raghib	1996-1998	117	1,657	14.2	62	10	5
Williams, DeAngelo	2006-2014	178	1,621	9.1	72t	7	1
Green, Willie	1995-1996	93	1,496	16.1	89t	9	5
Colbert, Keary	2004-2007	109	1,424	13.1	63	7	2
Mangum, Kris	1997-2006	151	1,424	9.4	35	9	0
Proehl, Ricky	2003-2005	86	1,327	15.4	69	8	2
Stewart, Jonathan	2008-2017	162	1,295	8.0	55t	7	1
Jeffers, Patrick	1999-2001	77	1,209	15.7	88t	12	5
Cotchery, Jerricho	2014-2015	87	1,065	12.2	59	4	0
Thomas, Ian	2018-2023	116	1,055	9.1	50	4	0
Hoover, Brad	2000-2009	145	1,046	7.2	34	6	0
Brown, Corey	2014-2016	79	1,019	12.9	47t	7	0
Thielen, Adam	2023	103	1,014	9.8	32	4	3
Foster, DeShaun	2002-2007	126	996	7.9	47	4	0
Carter, Drew	2004-2007	71	977	13.8	49	8	2
King, Jeff	2006-2010	112	923	8.2	31	9	0
Byrd, Isaac	2000-2002	73	897	12.3	42	4	0
Rosario, Dante	2007-2010	82	894	10.9	54	5	0
Goings, Nick	2001-2008	110	880	8.0	37	3	0
Johnson, Anthony	1995-1999	103	816	7.9	55	2	0
Johnson, Keyshawn	2006	70	815	11.6	40	4	1
Dickson, Ed	2014-2017	67	807	12.0	64	5	1
Carruth, Rae	1997-1999	62	804	13.0	52	4	2
Biakabutuka, Tshimanga	1996-2001	77	789	10.2	47	3	0
Tolbert, Mike	2012-2016	94	771	8.2	40	6	0
Marshall Jr., Terrace	2021-2023	64	767	12.0	43	1	0
Wright, Jarius	2018-2019	71	743	10.5	33	1	0
Hubbard, Chuba	2021-2023	78	578	7.4	45	1	0
Tremble, Tommy	2021-2023	62	548	8.8	30	7	0
Chark Jr., DJ	2023	35	525	15.0	47t	5	0
Gettis, David	2010-2012	37	508	13.7	88	3	1
Naanee, Legedu	2011	44	467	10.6	28	1	0
Shockey, Jeremy	2011	37	455	12.3	29	4	0
Guliford, Eric	1995	29	444	15.3	49	1	0
Jarrett, Dwayne	2007-2010	35	428	12.2	30t	1	0
Mingo, Jonathan	2023	43	418	9.7	40	0	0
Floyd, William	1998-2000	62	416	6.7	25	2	0
Bersin, Brenton	2014-2017	32	415	13.0	30	1	0
Smith, Shi	2021-2022	28	400	14.3	63	2	0
Whittaker, Fozzy	2014-2018	47	397	8.4	28t	2	0
Zylstra, Brandon	2019-2021	29	391	13.5	55	1	0
Davis, Mike	2019-2020	59	373	6.3	23	2	0
Murphy, Louis	2012	25	336	13.4	55	1	0
Gaines, Michael	2004-2006	31	335	10.8	38	2	0
Shenault Jr., Laviska	2022-2023	37	332	9.0	67	1	0
Goodson, Mike	2009-2011	43	329	7.7	32	0	0
Barnidge, Gary	2008-2012	18	320	17.8	55	1	0
Griffith, Howard	1995-1996	38	286	7.5	21	2	0
Greene, Scott	1996-1997	42	284	6.8	25	2	0

# CAREER LEADERS

Lane, Fred	1997-1999	43	275	6.4	23	0	0
Abdullah, Ameer	2021	35	272	7.8	23	1	0
Hankton, Karl	2000-2006	20	267	13.4	31	0	0
Christian, Bob	1995-1996	29	255	8.8	23	1	0
Hetherington, Chris	1999-2001	37	240	6.5	19	1	0
Davis, Stephen	2003-2005	21	236	11.2	25	0	0
Shepard, Russell	2017	17	202	11.9	40t	1	0
Avant, Jason	2014	21	201	9.6	22	1	0
Oliver, Winslow	1996-1998	21	191	9.1	29	0	0
Smith, Torrey	2018	17	190	11.2	35	2	0
Hurst, Hayden	2023	18	184	10.2	48	1	0
Hackett, DJ	2008	13	181	13.9	37	0	0
Metzelaars, Pete	1995	20	171	8.6	27	3	0
Sullivan, Stephen	2021-2023	14	171	12.2	33	0	0
Smith, Lamar	2002	20	167	8.4	58	0	0
Broughton, Luther	1997-1998; 2001	8	164	20.5	68t	1	0
Seidman, Mike	2003-2006	18	158	8.8	27	2	0
Sanders, Miles	2023	27	154	5.7	14	0	0
Beebe, Don	1995	14	152	10.9	24	1	0
Manhertz, Chris	2016-2020	12	142	11.8	50t	1	0
Blackshear, Raheem	2022-2023	16	138	8.6	27	0	0
Metcalf, Eric	1999	11	133	12.1	33	0	0
Sutton, Tyrell	2009-2010	18	132	7.3	14	0	0
Byrd, Damiere	2016-2018	12	129	10.8	21	2	0
Mills, Ernie	1997	11	127	11.5	37	1	0
Wiggins, Jermaine	2002-2003	16	125	7.8	23	2	0
Edwards, Armanti	2010-2013	5	121	24.2	82	0	0
Smith, Rodney	2020-2021	14	107	7.6	19	0	0
Clowney, David	2010	6	102	17.0	31	0	0
Ricci, Giovanni	2021-2023	9	102	11.3	32	0	0
Huntley, Richard	2001	21	101	4.8	23	1	0
Bonnafon, Reggie	2019-2021	10	87	8.7	32	1	0
Artis-Payne, Cameron	2015-2018	10	86	8.6	20	0	0
Brown, Dee	2002	17	86	5.1	15	1	0
Arnold, Dan	2021	7	84	12.0	19	0	0
Gardner, Rod	2005	9	84	9.3	15	1	0
Workman, Vince	1995	13	74	5.7	14	0	0
Cooper, Pharoh	2020	5	73	14.6	32	0	0
Hogan, Chris	2019	8	67	8.4	13	0	0
Moore, Kenny	2008-2009	6	59	9.8	22	0	0
Clay, Kaelin	2017	5	57	11.4	15	0	0
Crawford, Casey	2000-2001	5	57	11.4	16	1	0
Erickson, Alex	2021	3	55	18.3	25	0	0
Hixon, Domenik	2013	7	55	7.9	14t	1	0
Kinchen, Brian	1999-2000	6	52	8.7	26t	2	0
Smith-Marsette, Ihmir	2023	8	51	6.4	18	0	0
White, DeAndrew	2019	4	51	12.8	18	0	0
Rasby, Walter	1995-1997	6	48	8.0	15	0	0
Uwaezuoke, Iheanyi	2000	4	46	11.5	21	0	0
Strachan, Mike	2023	1	45	45.0	45	0	0
Williams, Brandon	2013-2015	4	44	11.0	16	0	0
Piñares, Kealoha	2011-2012	2	42	21.0	36t	1	0
Bates, Michael	1996-2000	6	40	6.7	23	0	0
Fauria, Christian	2007	5	39	7.8	16	2	0
Biddle, Taye	2006	3	37	12.3	22	0	0
Robinson, Ryné	2007-2008	4	35	8.8	12	0	0
Fiammetta, Tony	2009-2010	5	34	6.8	11	0	0
Newton, Cam	2011-2019; 2021	1	33	33.0	27	0	0
Campbell, Matt	1995-2000	3	32	10.7	12	0	0
Jones, Mark	2008	2	32	16.0	19	0	0
Roberts, Seth	2020	4	31	7.8	12	0	0
Reaves, Darrin	2014	5	31	6.2	16	0	0
Hartsock, Ben	2011-2013	2	30	15.0	25	0	0
Kirkwood, Keith	2020-21	4	30	7.5	13	0	0
Armah, Alex	2017-2020	8	29	3.6	14	0	0
Foreman, D'Onta	2022	5	26	5.2	23	0	0
Brockel, Richie	2011-2015	4	25	6.3	12	0	0
Anderson, C.J.	2018	1	24	24.0	24	1	0
Felton, Jerome	2011	2	24	12.0	17	0	0
Thomas, Blair	1995	3	24	8.0	14	0	0
Tillman, Lawyer	1995	2	22	11.0	12	0	0
Webb, Joe	2014-2016	2	19	9.5	16	0	0
Stone, Dwight	1995-1998	2	18	9.0	11	0	0
Cannon, Trenton	2020	3	16	5.3	19	0	0
Smart, Rod	2002-2005	4	16	4.0	5	0	0
Freeman, Royce	2021	3	15	5.0	8	0	0

# CAREER LEADERS

Freeman, Royce	2021	3	15	5.0	8	0	0
Dyson, Kevin	2003	2	15	7.5	9	0	0
Haynes, Alex	2007	3	14	4.7	6	0	0
Moore, Derrick	1995	4	12	3.0	5	0	0
C.J. Saunders	2021-2022	2	11	5.5	8	0	0
Barner, Kenjon	2013, 2018	3	10	3.3	5	0	0
Brown, Spencer	2021-2022	2	10	5.0	9	0	0
Simonson, Scott	2015-2017	1	10	10.0	10	0	0
Adams, Joe	2012	1	7	7.0	7	0	0
Snead IV, Willie	2021	1	6	6.0	6	0	0
Martin, Charly	2009-2010	1	6	6.0	6	0	0
Shelton, Eric	2006	1	6	6.0	6	0	0
Cadet, Travaris	2018	1	5	5.0	5	0	0
Ajirotutu, Seyi	2011	1	4	4.0	4	0	0
Craig, Dameyune	1999-2001	2	4	2.0	4	0	0
Dennis, Mark	1995-1996	1	3	3.0	3	0	0
Gross, Jordan	2003-13	0	1	0.0	1	0	0
Collins, Kerry	1995-1998	1	-1	-11.0	-11	0	0
<b>TOTAL</b>		<b>8,809</b>	<b>102,600</b>	<b>11.6</b>	<b>91t</b>	<b>582</b>	<b>160</b>

## INTERCEPTIONS

	Years	INTS	YDS	AVG	LONG	TDS
Gamble, Chris	2004-2012	27	326	12.1	61t	2
Davis, Eric	1996-2000	25	226	9.0	56t	2
Kuechly, Luke	2012-2019	18	153	8.5	32t	1
Minter, Mike	1997-2006	17	421	24.8	62	4
Marshall, Richard	2006-2010	14	315	22.5	73	2
Evans, Doug	1998-2001	14	162	11.6	49	1
Jackson, Donte	2018-2023	14	186	13.3	66	1
Lucas, Ken	2005-2008	13	158	12.2	43	0
Davis, Thomas	2005-2018	13	79	6.1	31	0
Godfrey, Charles	2008-2014	11	179	16.3	38	1
Coleman, Kurt	2015-2017	11	146	13.3	37	2
Grant, Deon	2000-2003	11	137	12.5	43	0
Beason, Jon	2007-2013	9	107	11.9	44	0
Manning, Ricky	2003-2005	9	99	11.0	30	1
Munnerlyn, Captain	2009-13; 2017-18	8	232	29.0	74t	5
Bradberry, James	2016-2019	8	53	6.6	29	0
Boston, Tre	2014-16; 2019-20	7	133	19.0	84t	1
Cota, Chad	1995-1997	7	91	13.0	35	0
Norman, Josh	2012-2015	7	172	24.6	46t	2
Maxie, Brett	1995-1996	7	94	13.4	49	0
Witherspoon, Will	2002-2005	7	93	13.3	35	1
Mills, Sam	1995-1997	7	86	12.3	36t	1
Martin, Sherrrod	2009-2012	7	85	12.1	34	0
Hitchcock, Jimmy	2000-2001	6	181	30.2	88t	1
Peppers, Julius	2002-09; 2017-18	6	177	29.5	97	2
Terrell, Pat	1995-1997	6	39	6.5	21	0
Morgan, Dan	2001-2007	5	56	11.2	22	0
Adams, Mike	2017-2018	5	53	10.6	40	0
Harris, Chris	2007-2009	5	49	9.8	30	0
Poole, Tyrone	1995-1997	5	43	8.6	35	0
Howard, Reggie	2001-2003	5	37	7.4	16	0
Wallace, Al	2002-2006	4	96	24.0	53	0
Brady, Jeff	1998	4	85	21.3	43	0
Branch, Colin	2003-2006	4	79	19.8	76	0
Mitchell, Mike	2013	4	63	15.8	38	0
Harper, Roman	2014-2015	4	43	10.8	31t	1
Horn, Jaycee	2021-2023	4	62	15.5	31	0
McKyer, Tim	1995	3	99	33.0	96t	1
McCree, Marlon	2005	3	73	24.3	46	0
White, Melvin	2013-2014	3	32	10.7	23	0
Cook, Toi	1996-1997	3	28	9.3	22	0
Worley, Daryl	2016-2017	3	22	7.3	22	0
Cooper, Deke	2002; 2007	3	19	6.3	19	0
Jones, Colin	2012-2019	3	15	5.0	10	0
Anderson, James	2006-2012	3	6	2.0	5	0
Lester, Robert	2013-2014	3	5	1.7	5	0
Thompson, Shaq	2015-2023	3	51	17.0	29	0
Cason, Antoine	2014	2	81	40.5	80	0
Cockrell, Ross	2018-2019	2	70	35.0	37	0
Fields, Mark	2002-2004	2	51	25.5	30	0
Florence, Drayton	2013	2	40	20.0	38t	1
Nakamura, Haruki	2012	2	39	19.5	21	0
Buckner, Brentson	2001-2005	2	37	18.5	29	0
Alexander, Brent	1998-1999	2	18	9.0	18	0
Greene, Kevin	1996, 1998-1999	2	18	9.0	18	0

# CAREER LEADERS

Minter, Mike	1997-2006	17	421	24.8	62	4
Marshall, Richard	2006-2010	14	315	22.5	73	2
Evans, Doug	1998-2001	14	162	11.6	49	1
Jackson, Donte	2018-2022	14	186	13.3	66	1
Lucas, Ken	2005-2008	13	158	12.2	43	0
Davis, Thomas	2005-2018	13	79	6.1	31	0
Godfrey, Charles	2008-2014	11	179	16.3	38	1
Coleman, Kurt	2015-2017	11	146	13.3	37	2
Grant, Deon	2000-2003	11	137	12.5	43	0
Beason, Jon	2007-2013	9	107	11.9	44	0
Manning, Ricky	2003-2005	9	99	11.0	30	1
Munnerlyn, Captain	2009-13; 2017-18	8	232	29.0	74t	5
Bradberry, James	2016-2019	8	53	6.6	29	0
Boston, Tre	2014-16; 2019-20	7	133	19.0	84t	1
Cota, Chad	1995-1997	7	91	13.0	35	0
Norman, Josh	2012-2015	7	172	24.6	46t	2
Maxie, Brett	1995-1996	7	94	13.4	49	0
Witherspoon, Will	2002-2005	7	93	13.3	35	1
Mills, Sam	1995-1997	7	86	12.3	36t	1
Martin, Sherrrod	2009-2012	7	85	12.1	34	0
Hitchcock, Jimmy	2000-2001	6	181	30.2	88t	1
Peppers, Julius	2002-09; 2017-18	6	177	29.5	97	2
Terrell, Pat	1995-1997	6	39	6.5	21	0
Morgan, Dan	2001-2007	5	56	11.2	22	0
Adams, Mike	2017-2018	5	53	10.6	40	0
Harris, Chris	2007-2009	5	49	9.8	30	0
Poole, Tyrone	1995-1997	5	43	8.6	35	0
Howard, Reggie	2001-2003	5	37	7.4	16	0
Wallace, Al	2002-2006	4	96	24.0	53	0
Brady, Jeff	1998	4	85	21.3	43	0
Branch, Colin	2003-2006	4	79	19.8	76	0
Mitchell, Mike	2013	4	63	15.8	38	0
Harper, Roman	2014-2015	4	43	10.8	31t	1
Horn, Jaycee	2021-2022	4	62	15.5	31	0
McKyer, Tim	1995	3	99	33.0	96t	1
McCree, Marlon	2005	3	73	24.3	46	0
White, Melvin	2013-2014	3	32	10.7	23	0
Cook, Toi	1996-1997	3	28	9.3	22	0
Worley, Daryl	2016-2017	3	22	7.3	22	0
Cooper, Deke	2002; 2007	3	19	6.3	19	0
Jones, Colin	2012-2019	3	15	5.0	10	0
Anderson, James	2006-2012	3	6	2.0	5	0
Lester, Robert	2013-2014	3	5	1.7	5	0
Thompson, Shaq	2015-2022	3	51	17.0	29	0
Cason, Antoine	2014	2	81	40.5	80	0
Cockrell, Ross	2018-2019	2	70	35.0	37	0
Fields, Mark	2002-2004	2	51	25.5	30	0
Florence, Drayton	2013	2	40	20.0	38t	1
Nakamura, Haruki	2012	2	39	19.5	21	0
Buckner, Brentson	2001-2005	2	37	18.5	29	0
Alexander, Brent	1998-1999	2	18	9.0	18	0
Greene, Kevin	1996,1998-1999	2	18	9.0	18	0
Burris, Justin	2020-2022	2	17	8.5	17	0
Brown, Derrick	2020-2023	2	2	1.0	2	0
Wells, Dean	1999-2001	2	15	7.5	14	0
Gilmore, Stephon	2021	2	13	6.5	13	0
McDaniel, Emmanuel	2002	2	13	6.5	13	0
Cousin, Terry	2002	2	4	2.0	4	0
Gilbert, Sean	1998-2002	2	4	2.0	4	0
Benwikere, Bené	2014-2016	2	1	0.5	1	0
Williams, Shaun	2006	2	1	0.5	1	0
Chinn, Jeremy	2020-2023	2	0	0.0	0	0
Henderson, CJ	2021-2023	2	74	37.0	54	0
Tillman, Charles	2015	2	0	0.0	0	0
Woods, Xavier	2022-2023	2	-1	-0.5	2	0
Franklin Jr., Sam	2023	1	99	99.0	99	1
Hill, Troy	2023	1	61	61.0	61	1
Stanford, R.J.	2010-2011	1	53	53.0	53	0
Smith, Rod	1995-1996,97-98	1	43	43.0	43	0
Lofton, Steve	1995-1996,98-99	1	42	42.0	42	0
Luvu, Frankie	2021-2023	1	33	33.0	33	1
Reid, Eric	2018-2019	1	39	39.0	39	0
DeCoud, Thomas	2014	1	35	35.0	35	0
McDowell, Bubba	1995	1	33	33.0	33	0
Kragen, Greg	1995-1997	1	29	29.0	29	0
Edwards, Dwan	2012-2015	1	27	27.0	27	0

# CAREER LEADERS

Richardson, Damien	1998-2004	1	27	27.0	27	0
McClain, Robert	2010; 2015-2016	1	24	24.0	24	0
Veland, Tony	1998	1	24	24.0	24	0
Allen, Brian	2002-2004	1	21	21.0	21	0
Senn, Jordan	2009-2013	1	21	21.0	21	0
Nelson, Jonathan	2011	1	20	20.0	20	0
Williams, Teddy	2015-2017	1	19	19.0	19	0
Moorehead, Kindal	2003-2007	1	17	17.0	17	1
Bell, Vonn	2023	1	11	11.0	11	0
Barrow, Micheal	1997-1999	1	10	10.0	10	0
Burton, Shane	2002-2003	1	10	10.0	10	0
Hawkins, Artrell	2004	1	9	9.0	9	0
Kesler, Thomas	2011-2012	1	9	9.0	9	0
Klein, A.J.	2013-2015	1	8	8.0	8	0
Morton, Christian	2006	1	8	8.0	8	0
Ealy, Kony	2014-2016	1	7	7.0	7	0
McGill, Lenny	1998	1	6	6.0	6	0
Johnson, Ed	2010	1	5	5.0	5	0
Manuel, Marquand	2007	1	4	4.0	4	0
Lloyd, Greg	1998	1	3	3.0	3	0
King, Shawn	1995-1998	1	1	1.0	1	0
Lathon, Lamar	1995-1998	1	1	1.0	1	0
Anderson, Rashard	2000-2001	1	0	0.0	0	0
Brown, Everette	2009-2010	1	0	0.0	0	0
Diggs, Na'il	2006-2009	1	0	0.0	0	0
Elliott, Javien	2019	1	0	0.0	0	0
Jones, Deion	2023	1	0	0.0	0	0
Navies, Hannibal	2000-2002	1	0	0.0	0	0
Obada, Efe	2018-2019	1	0	0.0	0	0
Pieri, Damon	1995-1997	1	0	0.0	0	0
Robinson, Eugene	2000	1	0	0.0	0	0
Roy, Brawion	2020-2022	1	3	3.0	0	0
Rucker, Mike	1999-2007	1	0	0.0	0	0
Thomas, Josh	2011-13	1	0	0.0	0	0
Towns, Lester	2000-2003	1	0	0.0	0	0
Whitehead, Tahir	2020	1	0	0.0	0	0
Williams, Jay	2000-2002	1	0	0.0	0	0
Woodall, Lee	2000	1	0	0.0	0	0
Pugh, Jordan	2010-2011	1	-2	-2.0	-2	0
Obada, Efe	2018	1	0	0.0	0	0
Pieri, Damon	1995-1997	1	0	0.0	0	0
Robinson, Eugene	2000	1	0	0.0	0	0
Rucker, Mike	1999-2007	1	0	0.0	0	0
Thomas, Josh	2011-13	1	0	0.0	0	0
Towns, Lester	2000-2003	1	0	0.0	0	0
Williams, Jay	2000-2002	1	0	0.0	0	0
Woodall, Lee	2000	1	0	0.0	0	0
Pugh, Jordan	2010-2011	1	-2	-2.0	-2	0
<b>TOTAL</b>		<b>432</b>	<b>6,047</b>	<b>14.0</b>	<b>99</b>	<b>34</b>



# CAREER LEADERS

## SACKS

	Years	TOTAL
Julius Peppers	2002-09, 2017-18	97.0
Charles Johnson	2007-2017	67.5
Mike Rucker	1999-2007	55.5
Mario Addison	2012, 2013-2019	55.0
Brian Burns	2019-2023	46.0
Kevin Greene	1996, 1998-1999	41.5
Greg Hardy	2010-2014	34.0
Kawann Short	2013-2020	32.5
Thomas Davis	2005-2018	28.0
Lamar Lathon	1995-1997	23.5
Kris Jenkins	2001-2007	20.5
Al Wallace	2002-2006	17.0
Micheal Barrow	1997-1999	16.5
Sean Gilbert	1998-2002	15.5
Wes Horton	2013-2019	15.5
Brentson Buckner	2001-2005	14.5
Marquis Haynes Sr.	2018-2023	14.0
Dwan Edwards	2012-2015	14.0
Kony Ealy	2014-2016	14.0
Frankie Luvu	2021-2023	14.0
Yetur Gross-Matos	2020-2023	13.0
Luke Kuechly	2012-2018	12.5
Shaq Thompson	2015-2023	12.0
Damione Lewis	2006-2009	12.0
Mark Fields	2002, 2004	11.5
Star Lotulelei	2013-2017	11.5
Mike Minter	1997-2006	11.0
Haason Reddick	2021	11.0
Sam Mills	1995-1997	10.0
Tyler Brayton	2008-2010	9.5
Kyle Love	2015-2019	9.5
Kindal Moorehead	2003-2007	9.5
Captain Munnerlyn	2009-13, 2017-2018	9.5
Bruce Irvin	2019	8.5
Les Miller	1996-1998	8.5
James Anderson	2006-2012	8.0
Derrick Brown	2020-2023	8.0
Vernon Butler	2016-2019	8.0
Will Witherspoon	2002-2005	8.0
Chris Draft	2005-2006	7.5
Mike Fox	1995-96, 1998	7.5
Efe Obada	2018-2020	7.5
Jason Peter	1998-2001	7.5
Darion Conner	1995	7.0
Shawn King	1995-1997	7.0
Dan Morgan	2001-2007	7.0
Jay Williams	2000-2001	7.0
Everette Brown	2009-2010	6.0
Greg Kragen	1995-1997	6.0
Mark Thomas	1995-1996	6.0
Carlton Bailey	1995-1996	5.5
Reggie White	2000	5.5
Toi Cook	1996-1997	5.0
Richard Marshall	2006-2010	5.0
Gerald McCoy	2019	5.0
Dontari Poe	2018-2019	5.0
Eric Reid	2018-2019	5.0
Andre Royal	1995-1997	5.0
Na'il Diggs	2006-2009	4.5
Thomas Keiser	2011-2012	4.5
Jon Beason	2007-2013	4.0
Jeff Brady	1998	4.0
Jordan Carstens	2004-2006	4.0
Jeremy Chinn	2020-2023	4.0
A.J. Klein	2013-2016	4.0
Frank Alexander	2012-2014	3.5
Ryan Delaire	2015-2016	3.5
Ernest Jones	1998-1999	3.5
Mike Mitchell	2013	3.5

## SACKS

	Years	TOTAL
Antwan Applewhite	2011-2012	3.0
Tre Boston	2014-16, 19-20	3.0
James Bradberry	2016-2019	3.0
Shane Burton	2002-2003	3.0
Terry Cousin	2002-2003	3.0
Charles Godfrey	2008-2014	3.0
Derek Landri	2010	3.0
Quintin Mikell	2013	3.0
Andre Neblett	2010-2012	3.0
Tyrone Poole	1995-1997	3.0
Reggie Howard	2001-03, 2006	2.5
Jason Shirley	2011	2.5
Chris Slade	2001	2.5
Damien Wilson	2022	2.0
Amare Barno	2022-2023	2.0
Jared Allen	2015	2.0
Duane Bickett	1996	2.0
Kurt Coleman	2015-2017	2.0
Chad Cota	1995-1997	2.0
Antonio Edwards	1999	2.0
Deon Grant	2001-2003	2.0
Nick Hayden	2008-2010	2.0
Zach Kerr	2020	2.0
Christian Miller	2019	2.0
Tim Morabito	1997-2000	2.0
Hannibal Navies	1999-2002	2.0
Rick Terry	1998-1999	2.0
Dante Wesley	2002-05, 2008-2009	2.0
Daryl Worley	2016-2017	2.0
Morgan Fox	2021	1.5
Nic Harris	2010	1.5
Frank Kearse	2011-2012	1.5
Brian Allen	2002-2004	1.0
Bene' Benwikere	2014-2016	1.0
Colin Cole	2013-2015	1.0
Dan Connor	2009-2011	1.0
Eric Davis	1996-2000	1.0
Lavar Edwards	2016	1.0
Ron Edwards	2012	1.0
Sam Franklin Jr.	2020-2023	1.0
Omar Gaither	2011	1.0
Chris Gamble	2004-2012	1.0
Kamu Grugier-Hill	2023	1.0
Roman Harper	2014-2015	1.0
Myles Hartsfield	2020-2022	1.0
CJ Henderson	2021-2023	1.0
Phil Hoskins	2021-2022	1.0
Donte Jackson	2018-2023	1.0
Leonard Johnson	2016	1.0
Colin Jones	2012-2018	1.0
DaQuan Jones	2021	1.0
Deion Jones	2023	1.0
Omari Jordan	2004	1.0
Louis Leonard	2009-2010	1.0
Greg Lloyd	1998	1.0
Al Lucas	2000-2001	1.0
Marquand Manuel	2007	1.0
Terrell McClain	2011	1.0
Stanley McClover	2006-2007	1.0
Lenny McGill	1998	1.0
Eric Norwood	2010-2011	1.0
Shawn Price	1995	1.0
Kemp Rasmussen	2002-2005	1.0
Damien Richardson	1998-2002	1.0
Bravynn Roy	2020-2021	1.0
Tarek Saleh	1997-1998	1.0
Ray Seals	1997	1.0
Rod Smith	1995-97, 1998	1.0
Eric Swann	2000	1.0

# CAREER LEADERS

SACKS	Years	TOTAL
Hilee Taylor	2008	1.0
Esera Tuaolo	1999	1.0
Colin Jones	2012-2018	1.0
DaQuan Jones	2021	1.0
Deion Jones	2023	1.0
Omari Jordan	2004	1.0
Louis Leonard	2009-2010	1.0
Greg Lloyd	1998	1.0
Al Lucas	2000-2001	1.0
Marquand Manuel	2007	1.0
Terrell McClain	2011	1.0
Stanley McClover	2006-2007	1.0
Lenny McGill	1998	1.0
Eric Norwood	2010-2011	1.0
Shawn Price	1995	1.0
Kemp Rasmussen	2002-2005	1.0
Damien Richardson	1998-2002	1.0
Bravion Roy	2020-2021	1.0
Tarek Saleh	1997-1998	1.0
Ray Seals	1997	1.0
Rod Smith	1995-97, 1998	1.0
Eric Swann	2000	1.0
Hilee Taylor	2008	1.0
Esera Tuaolo	1999	1.0
Renaldo Turnbull	1997	1.0
Gerald Williams	1996	1.0
DeShawn Williams	2023	1.0
Daviyon Nixon	2021-2022	0.5
Cory Littleton	2022	0.5
Jermaine Carter Jr.	2018-2021	0.5
Larry Chester	2001	0.5
Javien Elliott	2019	0.5
Justin Houston	2023	0.5
Robert McClain	2010, 2015-2016	0.5
Stacy McGee	2019	0.5
Daviyon Nixon	2021-2022	0.5
Israel Raybon	1997	0.5
Brandon Short	2004-2005	0.5
Shy Tuttle	2023	0.5
Dean Wells	1999-2001	0.5
Gillis Wilson	2001	0.5

# CAREER LEADERS

## SPECIAL TEAMS TACKLES

	Years	TOTAL
Karl Hankton	2000-2006	94
Mike Minter	1997-2006	61
Colin Jones	2012-2019	61
Michael Bates	1996-2000; 2002	60
Damien Richardson	1998-2003	58
Richard Marshall	2006-2010	56
Brad Hoover	2000-2009	54
Dante Wesley	2002-2005; 2007-2009	54
Nick Goings	2001-2008	53
Jordan Senn	2009-2013	52
Rod Smart	2002-2005	49
Kemp Rasmussen	2002-2005	45
Chad Cota	1995-1997	44
Andre Royal	1995-1997	44
Dwight Stone	1995-1998	44
Vinny Ciurciu	2003-2006	42
Jarroo Cooper	2001-2004	40
Gary Barnidge	2008-2012	39
Anthony Johnson	1995-1999	38
Chris Hetherington	1999-2001	35
Ben Jacobs	2014-2015; 2016-2018	31
Jason Williams	2010-2011, 2012-2014	31
Sam Franklin Jr.	2020-2023	30
David Mayo	2015-2018	30
Adam Seward	2005-2008	29
A.J. Klein	2013-2016	27
Kory Minor	1999-2002	27
Rod Smith	1995-1998	27
Mario Addison	2012-2017	26
Quinton Teal	2007-2009	26
Lester Towns	2000-2003	26
Donte' Curry	2007-2008	24
Dan Connor	2008-2011, 2013	23
Brandon Short	2004-2005	23
JJ Jansen	2010-2023	23
James Anderson	2006-2012	22
Ricky Manning, Jr.	2003-2005	22
Sherrod Martin	2009-2012	21
Paul Butcher	1995	20
Thomas Davis	2005-2017	20
Damon Pieri	1995-1997	20
Joe Webb	2014-2016	20
Rashard Anderson	2000	19
Colin Branch	2003-2006	19
Chris Gamble	2004-2012	19
Jason Kyle	2001-2008	19
Sean Chandler	2021-2022	18
Kris Mangum	1997-2006	18
Kevin McCadam	2006	18
Giovanni Ricci	2021-2023	18
Julian Stanford	2020-2021	18
Marcus Hudson	2010	17
Brian Allen	2002-2004	16
Na'il Diggs	2006-2009	16
Charles Godfrey	2008-2014	16
Eric Norwood	2010-2011	16
Jason Phillips	2011-2012	16
Jermaine Carter Jr.	2018-2021	15
Reggie Howard	2000-2003; 2006	15
Robert McClain	2010, 2015-2016	15
Kinnon Tatum	1997-1998	15
Brent Alexander	1998-1999	14
Richie Brockel	2011-2015	14
Tim Shaw	2007	14
Will Witherspoon	2002-2005	14
Fozzy Whittaker	2014-2017	13
Dante Rosario	2007-2010	13
Al Wallace	2002-2006	13
Tre Boston	2014-16; 2019-20	11
Toi Cook	1996-1997	12
John Kasay	1995-2010	12
Captain Munnerlyn	2009-2013, 2017	12
Nate Salley	2006-2008	12

## SPECIAL TEAMS TACKLES

	Years	TOTAL
Josh Thomas	2011-2013	12
Jason Baker	2005-2011	11
Myron Baker	1996-1997	11
Landon Johnson	2008-2009	11
Donta' Jones	1999	11
Bubba McDowell	1995	11
Kealoha Pilares	2011-2013	11
Todd Sauerbrun	2001-2004	11
Michael Swift	1998-1999	11
Shaq Thompson	2015-2023	11
Pat Terrell	1995-1997	11
Dean Wells	1999-2001	11
Brian Kinchen	1999-2000	10
Steve Lofton	1995-96; 1998-99	10
Haruki Nakamura	2012	10
Hannibal Navies	1999-2002	10
Jared Norris	2016-2018	10
Teddy Williams	2015-2017	10
Stantley Thomas-Oliver III	2020-2022	9
Chase Blackburn	2013-2014	9
Ray Green	2000	9
Deveron Harper	2000-2001	9
Frankie Luvu	2021-2023	9
Tyrone Poole	1995-1997	9
Mike Scurlock	1999	9
Tyrell Sutton	2009-2010	9
Steve Tovar	1999	9
Josh Vaughan	2010-2011	9
Leonard Wheeler	1998-1999	9
Quinton Culbertson	2009	8
Ed Dickson	2014-2017	8
Chris Draft	2005-2006	8
Graham Gano	2012-2018	8
Scott Greene	1996-1997	8
Doug Hogue	2012	8
Marquis Haynes Sr.	2018-2022	7
Nic Harris	2010	7
Brandon Jamison	2006-2007	7
Charly Martin	2009-2010	7
Emmanuel McDaniel	1996; 2002	7
Rod Mullen	1999	7
Russell Shepard	2017	7
Sean Tufts	2004-2005	7
Damien Wilson	2022	6
Curtis Samuel	2017-2018	6
Amare Barno	2022-2023	6
Brandon Benett	2004	6
Luther Broughton	1997-1998; 2001	6
Trenton Cannon	2020	6
Jeremy Cash	2016	6
Terry Cousin	2002-2003	6
Percell Gaskins	1997	6
Greg Hardy	2010-2014	6
Brad Jackson	2002	6
Eddie Jackson	2004	6
Muhsin Muhammad	1996-2004; 2008-2009	6
Shawn Price	1995	6
Jammie Robinson	2023	6
Armond Smith	2012-2013	6
Travares Tillman	2003-2004	6
Mike Tolbert	2012-2016	6
Tommy Tremble	2021-2023	6
Tony Veland	1998	6
C.J. Wilson	2007-2010	6
Brandon Zylstra	2019-2021	6
Cameron Artis-Payne	2015-2019	5
Duane Bickett	1996	5
Juran Bolden	1998	5
Bob Christian	1995	5
Deke Cooper	2002; 2007	5
Tae Davis	2023	5
Thomas DeCoud	2014	5
Brett Faryniarz	1995	5

# CAREER LEADERS

## SPECIAL TEAMS TACKLES

	Years	TOTAL
Andrew Gachkar	2017	5
Kamu Grugier-Hill	2023	5
Chris Harris	2007-2009	5
Abdul Hodge	2010	5
D'Shawn Jamison	2023	5
Marquand Manuel	2007	5
Jordan Pugh	2010-2011	5
Spencer Reid	1998	5
Mark Rodenhauser	1995-1997	5
Micah Ross	2004	5
Antwan Applewhite	2011-2012	4
Jon Beason	2007-2013	4
Corey Brown	2014-2016	4
Jeremy Chinn	2020-2023	4
James Dockery	2012-2014	4
Matthias Farley	2023	4
Tony Fiammetta	2009-2010	4
Rashaan Gaulden	2018	4
Michael Griffin	2016	4
Howard Griffith	1995-1996	4
Will Hampton	2003-2004	4
Clay Johnston	2020-2021	4
Lenny McGill	1998	4
Christian Morton	2006	4
Josh Norman	2012-2015	4
Kenny Robinson	2020-2021	4
Tarek Saleh	1997-1998	4
Kevon Seymour	2017	4
Chandler Wooten	2022-2023	4
Chuba Hubbard	2021-2022	3
Cory Littleton	2022	3
Alex Armah	2017-2018	3
DiCaprio Bootle	2023	3
Rae Carruth	1997-1999	3
Kurt Coleman	2015-2017	3
Curtis Deloatch	2007	3
Corn Elder	2020	3
Doug Evans	1998-2001	3
Adarius Glanton	2014	3
Derwin Gray	1998	3
Jermaine Hardy	2005	3
Alex Haynes	2007	3
Nate Hemsley	2001	3
Fred Lane	1997-1999	3
Robert Lester	2013-2014	3
Kenny Onatolu	2012	3
Jeff Posey	2001	3
Michael Reed	1995-1996	3
Derrick Strait	2006	3
Adarius Taylor	2020	3
Hilee Taylor	2008-2010	3
Ian Thomas	2018-2023	3
Stephen Sullivan	2021-2023	3
Clifton Abraham	1997	2
Carlton Bailey	1995-1997	2
Brenton Bersin	2014-2015, 2017	2
Darius Butler	2011	2
Damiere Byrd	2017-2018	2
Mike Caldwell	2003	2
Alex Cook	2023	2
Patrick Dendy	2007	2
Mike Dulaney	1998	2
Omar Gaither	2011	2
Mike Goodson	2009-2011	2
Deon Grant	2001-2003	2
Myles Hartsfield	2020-2022	2
Jermale Hines	2011	2
Deon Humphrey	2000	2
Jerry Jensen	1998-1999	2
DJ Johnson	2023	2
Rhys Lloyd	2007-2009; 2010	2
Kamal Martin	2021	2
Sam Mills	1995-1997	2
Winslow Oliver	1996-1998	2

## SPECIAL TEAMS TACKLES

	Years	TOTAL
Ron Parker	2012	2
Dino Philyaw	1995-1996	2
De'Andre Presley	2014	2
Walter Rasby	1995-1997	2
Jamal Robertson	2004-2005	2
Joey Slye	2019-2020	2
Andre Smith	2018	2
Ihmir Smith-Marsette	2023	2
Mark Thomas	1995-1996	2
Nate Turner	1995	2
Ken Walter	1997-2000	2
Brandon Williams	2013-2015	2
Jamar Williams	2010	2
Kion Wilson	2011	2
Daryl Worley	2016-2017	2
Walter Young	2003	2
Darvin Adams	2011	1
Gerald Alexander	2010	1
Randy Baldwin	1995	1
Kenjon Barner	2013, 2018	1
Tommy Barnhardt	1995	1
Micheal Barrow	1997-1999	1
Mackenzey Bernadeau	2008-2011	1
Taye Biddle	2006	1
Reggie Bonnafon	2019-2021	1
Dee Brown	2002	1
Jairus Byrd	2017	1
D.J. Campbell	2012	1
Chandler Catanzaro	2018	1
Joseph Charlton	2020-2021	1
Brady Christensen	2021-2022	1
Kaelin Clay	2017	1
David Clowney	2010	1
Matt Cole	2021	1
Casey Cramer	2004-2005	1
Eric Davis	1996-2000	1
Rod Davis	2006	1
Ryan Delaire	2015-2016	1
Travell Dixon	2016	1
Dwan Edwards	2012-2015	1
Alex Erickson	2021	1
Cortland Finnegan	2015	1
Todd Fordham	2004-2006	1
Frank Garcia	1995-2000	1
Zane Gonzalez	2021	1
Lirim Hajrullahu	2021	1
Travis Hill	1995	1
Troy Hill	2023	1
Jimmy Hitchcock	2000-2001	1
Domenik Hixon	2013	1
Donte Jackson	2018-2021	1
Ernest Jones	1998-1999	1
Mark Jones	2008	1
Thomas Keiser	2011-2012	1
Jeff King	2006-2010	1
Andy Lee	2016	1
Ekua Leota	2023	1
Olindo Mare	2011	1
Dean Marlowe	2015-2016	1
Quintin Mikell	2013	1
Derrick Moore	1995	1
Brad Nortman	2012-2015	1
Michael Palardy	2016-2017	1
Eddy Pineiro	2022	1
Troy Pride Jr.	2020-2021	1
Eric Reid	2018	1
Anderson Russell	2012	1
Zack Sanchez	2016	1
Mike Seidman	2003-2006	1
George Selvie	2011	1
Eric Shelton	2005-2006	1
Laviska Shenault Jr.	2022-2023	1
Kawann Short	2013-2017	1
R.J. Stanford	2010-2011	1

# CAREER LEADERS

Keith Taylor Jr.	2021	1
Colin Thompson	2020-2021	1
Jermaine Wiggins	2002-2003	1
Garnell Wilds	2005	1
Gerald Williams	1995-1997	1
Thomas Williams	2011	1
Vince Workman	1995	1
Lou Young	2015-2016	1

# CAREER PLAYOFF LEADERS

## RECEIVING YARDS

	Years	Rec	Yds	Avg	Long	TDs	100-yd. gms.
Smith, Steve	2001-2013	51	856	16.8	70	8	3
Olsen, Greg	2011-2017	35	488	13.9	54	2	2
Muhammad, Muhsin	1996-04; 2008-09	20	407	20.4	85t	2	2
Brown, Corey	2014-2016	15	276	18.4	86t	1	1
Ginn Jr., Ted	2013, 2015-2016	10	230	23.0	59	0	1
Funchess, Devin	2015-2017	9	152	16.9	24	1	0
Carter, Drew	2004-2007	4	131	32.8	47t	1	0
Proehl, Ricky	2003-2005	9	125	13.9	31	1	0
Benjamin, Kelvin	2014-2017	11	108	9.8	28	2	0
Green, Willie	1995-1996	10	104	10.4	22	1	0
McCaffrey, Christian	2017-2018	6	101	16.8	56t	1	1
Cotchery, Jerricho	2014-2015	13	95	7.3	13	0	0
Dickson, Ed	2014-2017	6	92	15.3	34	0	0
Carrier, Mark	1995-1998	5	72	14.4	27	0	0
Hoover, Brad	2000-2009	9	64	7.1	11	0	0
Walls, Wesley	1996-2002	6	58	9.7	20	1	0
Whittaker, Fozzy	2014-2017	2	53	26.5	39t	1	0
Stewart, Jonathan	2008-2017	9	49	5.4	18	0	0
Bersin, Brenton	2014-2017	4	44	11.0	19	0	0
Wiggins, Jermaine	2002-2003	5	43	8.6	21	0	0
Foster, DeShaun	2002-2007	7	42	6.0	12	0	0
Colbert, Keary	2004-2007	3	40	13.3	25	0	0
Goings, Nick	2001-2008	4	39	9.8	14	0	0
LaFell, Brandon	2010-2013	4	34	8.5	13	0	0
Clay, Kaelin	2017-2018	3	32	10.7	21	0	0
Tolbert, Mike	2012-2016	3	29	9.7	14	1	0
Rosario, Dante	2007-2010	3	28	9.3	14	0	0
Jarrett, Dwayne	2007-2010	2	27	13.5	20	0	0
Robertson, Jamal	2004-2005	6	27	4.5	18	0	0
Griffith, Howard	1995-1996	5	24	4.8	11	1	0
Ismail, Raghib	1996-1998	1	24	24.0	24	0	0
Mangum, Kris	1997-2006	5	24	4.8	11	1	0
Davis, Stephen	2003-2005	2	23	11.5	21	0	0
Johnson, Anthony	1995-1999	2	23	11.5	14	0	0
Oliver, Winslow	1996-1998	2	10	5.0	5	0	0
Williams, DeAngelo	2006-2014	3	8	2.7	6	0	0
Artis-Payne, Cameron	2015-2018	1	1	1.0	1	0	0
<b>TOTAL</b>		<b>295</b>	<b>3,983</b>	<b>13.5</b>	<b>85t</b>	<b>25</b>	<b>10</b>

## RUSHING YARDS

	Years	Rsh	Yds	Avg	Long	TDs	100-yd. gms.
Stewart, Jonathan	2008-2017	101	474	4.7	59	5	2
Foster, DeShaun	2002-2007	85	401	4.7	33t	2	1
Davis, Stephen	2003-2005	64	315	4.9	64	1	1
Newton, Cam	2011-2017	63	258	4.1	29	2	0
Johnson, Anthony	1995-1999	37	135	3.6	12	0	1
Goings, Nick	2001-2008	33	121	3.7	18	0	0
Williams, DeAngelo	2006-2014	23	106	4.6	31	0	0
Tolbert, Mike	2012-2016	27	76	2.8	11	0	0
Smith, Steve	2001-2013	5	45	9.0	22	1	0
Ginn Jr., Ted	2013, 2015-2016	2	33	16.5	22t	1	0
Whittaker, Fozzy	2014-2017	9	32	3.6	15	0	0
Oliver, Winslow	1996-1998	5	26	5.2	11	0	0
Delhomme, Jake	2003-2009	15	23	1.5	10	0	0
Robertson, Jamal	2004-2005	4	19	4.8	15	0	0
McCaffrey, Christian	2017	6	16	2.7	7	0	0
Muhammad, Muhsin	1996-04; 2008-09	3	14	4.7	6	0	0
Hoover, Brad	2000-2009	6	12	2.0	7t	1	0
Artis-Payne, Cameron	2015-2017	3	7	2.3	3	0	0
Ismail, Raghib	1996-1998	1	7	7.0	7	0	0
LaFell, Brandon	2010-2013	1	6	6.0	6	0	0
Cotchery, Jerricho	2014-2015	2	5	2.5	5	0	0
Smart, Rod	2002-2005	1	5	5.0	5	0	0
Collins, Kerry	1995-1998	7	4	0.6	8	0	0
Stark, Rohn	1996	1	0	0.0	0	0	0
Anderson, Derek	2011-2017	2	-2	-1.0	-1	0	0
Nortman, Brad	2012-2015	2	-2	-1.0	6	0	0
Weinke, Chris	2001-2006	3	-3	-1.0	-1	0	0
<b>TOTAL</b>		<b>511</b>	<b>2,133</b>	<b>4.2</b>	<b>64</b>	<b>13</b>	<b>5</b>

# CAREER PLAYOFF LEADERS

## PASSING YARDS

	Years	Att	Cmp	Pct	Yds	TD	INT	Sk/Yds	Rtg	300yd
Delhomme, Jake	2003-2009	226	130	57.5%	1,847	12	10	16/107	83.3	2
Newton, Cam	2011-2017	224	134	59.8%	1,821	10	7	20/179	87.7	2
Collins, Kerry	1995-1998	59	31	52.5%	315	3	3	2/9	63.9	0
Smith, Steve	2001-2013	1	0	-	0	0	0	0/0	39.6	0
<b>TOTAL</b>		<b>510</b>	<b>295</b>	<b>57.8%</b>	<b>3,983</b>	<b>25</b>	<b>20</b>	<b>40/308</b>	<b>82.8</b>	<b>4</b>

## SCORING

	Years	TD	TDr	TdP	TDrT	FG	PAT	2pt.	S	Pts
Kasay, John	1995-2010	0	0	0	0	21	18	0	0	81
Smith, Steve	2001-13	10	1	8	1	0	0	0	0	60
Gano, Graham	2012-2017	0	0	0	0	8	16	0	0	40
Stewart, Jonathan	2008-2017	5	5	0	0	0	0	0	0	30
Muhammad, Muhsin	1996-04; 2008-09	3	0	2	1	0	0	0	0	18
Benjamin, Kelvin	2014-2017	2	0	2	0	0	0	0	0	12
Foster, DeShaun	2002-2007	2	2	0	0	0	0	0	0	12
Kuechly, Luke	2012-2017	2	0	0	2	0	0	0	0	12
Newton, Cam	2011-2017	2	2	0	0	0	0	0	0	12
Tolbert, Mike	2012-2016	1	0	1	0	0	0	1	0	8
Brown, Corey	2014-2016	1	0	1	0	0	0	0	0	6
Carter, Drew	2004-2007	1	0	1	0	0	0	0	0	6
Davis, Stephen	2003-2005	1	1	0	0	0	0	0	0	6
Funchess, Devin	2015-17	1	0	1	0	0	0	0	0	6
Ginn, Jr., Ted	2013, 2015-16	1	1	0	0	0	0	0	0	6
Green, Willie	1995-1996	1	0	1	0	0	0	0	0	6
Griffith, Howard	1995-1996	1	0	1	0	0	0	0	0	6
Hoover, Brad	2000-2009	1	1	0	0	0	0	0	0	6
Mangum, Kris	1997-2006	1	0	1	0	0	0	0	0	6
McCaffrey, Christian	2017	1	0	1	0	0	0	0	0	6
Olsen, Greg	2011-2017	1	0	1	0	0	0	0	0	6
Proehl, Ricky	2003-2005	1	0	1	0	0	0	0	0	6
Walls, Wesley	1996-2002	1	0	1	0	0	0	0	0	6
Whittaker, Fozzy	2014-2017	1	0	1	0	0	0	0	0	6
<b>TOTALS</b>		<b>41</b>	<b>13</b>	<b>24</b>	<b>4</b>	<b>29</b>	<b>34</b>	<b>1</b>	<b>0</b>	<b>369</b>

## INTERCEPTIONS

	Years	INTS	YDS	AVG	LONG	TDs
Manning, Ricky	2003-2005	4	15	3.8	13	0
Kuechly, Luke	2012-2017	3	37	12.3	22t	2
Lucas, Ken	2005-2008	2	15	7.5	14	0
McCree, Marlon	2005	2	-9	-4.5	1	0
Boston, Tre	2014-2016	2	16	8.0	11	0
Coleman, Kurt	2015-2017	2	0	0.0	0	0
Mills, Sam	1995-1997	2	34	17.0	24	0
Adams, Mike	2017	1	1	1.0	1	0
Beason, Jon	2007-2013	1	4	4.0	4	0
Cota, Chad	1995-1997	1	49	49.0	49	0
Ealy, Kony	2014-2016	1	19	19.0	0	0
Finnegan, Cortland	2015	1	0	0.0	0	0
Grant, Deon	2000-2003	1	16	16.0	16	0
Howard, Reggie	2001-2003	1	12	12.0	12	0
Minter, Mike	1997-2006	1	-1	-1.0	-1	0
Morgan, Dan	2001-2007	1	-2	-2.0	-2	0
Peppers, Julius	2002-2009	1	34	34.0	34	0
Terrell, Pat	1995-1997	1	49	49.0	49	0
<b>TOTAL</b>		<b>28</b>	<b>289</b>	<b>10.3</b>	<b>97</b>	<b>2</b>

## SACKS

	Years	TOTAL	SACKS	Years	TOTAL
Charles Johnson	2007-17	5.0	Reggie Howard	2000-03	1.0
Kawann Short	2013-18	4.0	Damion Lewis	2006-09	1.0
Kony Ealy	2014-16	3.0	Kris Jenkins	2001-07	1.0
Luke Kuechly	2012-18	2.0	Greg Favors	2003	1.0
Dwan Edwards	2012-15	2.0	Dan Morgan	2001-07	1.0
Mike Rucker	1999-07	2.0	Mario Addison	2012, 2013-18	1.0
Thomas Davis	2005-18	2.0	Lamar Lathon	1995-97	1.0
Jordan Carstens	2004-06	2.0	Josh Norman	2012-15	1.0
Julius Peppers	2002-09, 2017-18	2.0	Kyle Love	2015-18	1.0
Will Witherspoon	2002-05	2.0	Les Miller	1996-98	1.0
Al Wallace	2002-06	1.5	Shane Burton	2002-03	0.5
Brentson Buckner	2001-05	1.5	Mike Minter	1997-06	0.5
Tre Boston	2014-16	1.0	<b>TOTALS</b>		<b>41.0</b>

# SINGLE-GAME BESTS

## 100-YARD RECEIVING GAMES

Player	Opponent	Date	Rec	Yds	TD
Steve Smith <sup>^</sup>	Chicago Bears	1/15/2006	12	218	2
Steve Smith	Minnesota Vikings	10/30/2005	11	201	1
Muhsin Muhammad	New Orleans Saints	9/13/1998	9	192	1
Steve Smith	Baltimore Ravens	10/15/2006	8	189	1
Muhsin Muhammad	Washington Redskins	11/16/2003	9	189	0
Steve Smith	Chicago Bears	10/2/2011	8	181	0
Greg Olsen	Tampa Bay Buccaneers	10/10/2016	9	181	0
Muhsin Muhammad	New Orleans Saints	12/5/2004	10	179	1
Steve Smith	Arizona Cardinals	9/11/2011	8	178	2
Ed Dickson	Detroit Lions	10/8/2017	5	175	0
Steve Smith	Miami Dolphins	9/25/2005	11	170	3
Steve Smith	Chicago Bears	11/20/2005	14	169	0
Steve Smith	Atlanta Falcons	11/23/2008	8	168	0
Patrick Jeffers	New Orleans Saints	1/2/2000	7	165	2
Steve Smith	Denver Broncos	12/14/2008	9	165	1
Steve Smith <sup>^</sup>	St. Louis Rams	1/10/2004	6	163	1
Patrick Jeffers	Pittsburgh Steelers	12/26/1999	5	160	2
Steve Smith	Minnesota Vikings	12/20/2009	9	157	1
Willie Green	St. Louis Rams	11/12/1995	6	157	1
DJ Moore	Detroit Lions	11/18/2018	7	157	1
Willie Green	San Francisco 49ers	12/8/1996	7	157	1
Steve Smith	Green Bay Packers	9/18/2011	6	156	0
Steve Smith	Houston Texans	9/16/2007	8	153	3
DJ Moore	Atlanta Falcons	10/30/2022	6	152	1
Muhsin Muhammad	Washington Redskins	10/3/1999	8	151	0
Steve Smith	Tennessee Titans	10/19/2003	10	151	1
Steve Smith	Tampa Bay Buccaneers	11/13/2006	8	149	1
Wesley Walls	Atlanta Falcons	9/7/1997	7	147	0
Muhsin Muhammad	Atlanta Falcons	9/28/2008	8	147	1
Patrick Jeffers	Green Bay Packers	12/12/1999	8	147	2
Willie Green	Atlanta Falcons	12/17/1995	4	147	1
Adam Thielen	Seattle Seahawks	10/24/2023	11	145	1
Steve Smith	Cincinnati Bengals	12/8/2002	5	144	1
Drew Carter	New York Giants	12/10/2006	8	144	1
Steve Smith	Washington Redskins	10/23/2011	7	143	0
Muhsin Muhammad <sup>^</sup>	New England Patriots	2/1/2004	4	140	1
Patrick Jeffers	San Francisco 49ers	12/18/1999	8	138	1
Steve Smith	New Orleans Saints	9/11/2005	8	138	1
Steve Smith	Dallas Cowboys	12/22/2007	9	137	1
Steve Smith	Arizona Cardinals	10/14/2007	10	136	1
Muhsin Muhammad	Atlanta Falcons	12/18/2004	10	135	1
Steve Smith <sup>^</sup>	Dallas Cowboys	1/3/2004	5	135	1
Greg Olsen	New Orleans Saints	9/27/2015	8	134	2
Steve Smith	New Orleans Saints	12/28/2008	5	134	0
Donald Hayes	Atlanta Falcons	11/28/1999	5	133	1
Ricky Proehl	Tampa Bay Buccaneers	11/9/2003	3	133	1
Muhsin Muhammad	Atlanta Falcons	9/23/2001	10	132	0
Drew Carter	Green Bay Packers	11/18/2007	5	132	1
Mark Carrier	New Orleans Saints	11/26/1995	6	132	2
DJ Moore	Green Bay Packers	12/19/2020	6	131	0
Steve Smith	Atlanta Falcons	9/20/2009	8	131	0
Greg Olsen	Seattle Seahawks	10/18/2015	7	131	1
Steve Smith	Atlanta Falcons	1/1/2006	9	131	1
Muhsin Muhammad	Green Bay Packers	11/27/2000	11	131	2
Greg Olsen	New Orleans Saints	12/6/2015	9	129	0
DJ Moore	Detroit Lions	11/22/2020	7	127	0
Muhsin Muhammad	San Francisco 49ers	10/22/2000	9	127	0
Steve Smith	Cincinnati Bengals	10/22/2006	8	126	0
Muhsin Muhammad	San Francisco 49ers	12/18/1999	11	126	3
DJ Moore	New Orleans Saints	11/24/2019	6	126	2
DJ Moore	Houston Texans	9/23/21	8	126	0
Steve Smith	Atlanta Falcons	12/11/2011	6	125	0
Muhsin Muhammad	St. Louis Rams	11/14/1999	9	125	0
David Gettis	San Francisco 49ers	10/24/2010	8	125	2
Mark Carrier	Jacksonville Jaguars	9/29/1996	8	124	2
Steve Smith	Detroit Lions	10/16/2005	6	123	1
Muhsin Muhammad	San Francisco 49ers	11/14/2004	6	123	3
Greg Olsen	San Francisco 49ers	9/18/2016	5	122	1
Steve Smith	New Orleans Saints	10/19/2008	6	122	1
Christian McCaffrey	Atlanta Falcons	11/17/2019	11	121	0
Willie Green	Atlanta Falcons	9/3/1995	7	121	1
DJ Moore	Tampa Bay Buccaneers	9/20/2020	8	120	0
DJ Moore	Green Bay Packers	11/10/2019	9	120	0
Ted Ginn	Atlanta Falcons	12/13/2015	2	120	2
Devin Funchess	Tampa Bay Buccaneers	1/3/2016	7	120	1
Steve Smith	Kansas City Chiefs	12/2/2012	5	120	1
Christian McCaffrey	Indianapolis Colts	12/22/2019	15	119	0
Raghib Ismail	Atlanta Falcons	9/6/1998	6	119	1
Greg Olsen	Philadelphia Eagles	11/10/2014	6	119	0
Steve Smith	Arizona Cardinals	10/9/2005	8	119	2
Curtis Samuel	New Orleans Saints	1/3/2021	7	118	0



# SINGLE-GAME BESTS

Muhsin Muhammad	Arizona Cardinals	11/21/2004	6	118	2
Steve Smith	Chicago Bears	10/28/2012	7	118	0
Muhsin Muhammad	Washington Redskins	12/13/1998	7	118	0
Steve Smith	St. Louis Rams	9/9/2007	7	118	1
DJ Moore	Tampa Bay Buccaneers	1/1/2023	6	117	1
Raghib Ismail	Dallas Cowboys	10/11/1998	6	117	2
Muhsin Muhammad	Cincinnati Bengals	9/26/1999	8	117	0
Steve Smith	Tampa Bay Buccaneers	12/8/2008	9	117	1
Steve Smith	Arizona Cardinals	10/26/2008	5	117	2
Greg Olsen	Green Bay Packers	12/17/2017	9	116	1
Steve Smith	Green Bay Packers	9/29/2002	5	116	0
Adam Thielen	Miami Dolphins	10/15/2023	11	115	1
Ted Ginn	Oakland Raiders	11/27/2016	4	115	1
Muhsin Muhammad	Tampa Bay Buccaneers	12/26/2004	8	115	2
Kelvin Benjamin	Pittsburgh Steelers	9/21/2014	8	115	1
Donald Hayes	San Francisco 49ers	9/10/2000	6	115	1
Keary Colbert	Denver Broncos	10/10/2004	4	115	1
Robby Anderson	Las Vegas Raiders	9/13/2020	6	114	1
Muhsin Muhammad	Atlanta Falcons	10/3/2004	7	114	0
Mark Carrier	Chicago Bears	10/8/1995	5	114	1
Muhsin Muhammad	Oakland Raiders	12/24/2000	10	114	0
Greg Olsen^	Arizona Cardinals	1/24/2016	6	113	0
Corey Brown^	Arizona Cardinals	1/24/2016	4	113	1
DJ Moore	Seattle Seahawks	12/15/2019	8	113	0
DJ Moore	Dallas Cowboys	10/3/2021	8	113	2
Robby Anderson	Atlanta Falcons	10/11/2020	8	112	0
Steve Smith	Tampa Bay Buccaneers	10/12/2008	6	112	0
Muhsin Muhammad	New Orleans Saints	11/10/2002	4	112	0
Christian McCaffrey	Seattle Seahawks	11/25/2018	11	112	1
Steve Smith	Tampa Bay Buccaneers	9/24/2006	7	112	0
Rae Carruth	Kansas City Chiefs	9/21/1997	8	110	0
Greg Olsen	Tampa Bay Buccaneers	12/14/2014	10	110	0
Greg Olsen	Tampa Bay Buccaneers	9/12/2019	6	110	0
Robby Anderson	Tampa Bay Buccaneers	9/20/2020	9	109	0
Kelvin Benjamin	Atlanta Falcons	11/16/2014	9	109	1
Raghib Ismail	Indianapolis Colts	12/27/1998	7	109	1
Steve Smith	Atlanta Falcons	12/9/2012	7	109	0
Raghib Ismail	Atlanta Falcons	11/3/1996	5	108	0
Devin Funchess	New York Jets	11/26/2017	7	108	0
Muhsin Muhammad	San Francisco 49ers	9/10/2000	8	108	1
Kelvin Benjamin	San Francisco 49ers	9/18/2016	7	108	2
Adam Thielen	Detroit Lions	10/8/2023	11	107	1
Muhsin Muhammad	Detroit Lions	9/15/2002	8	107	1
Rae Carruth	Minnesota Vikings	10/12/1997	6	107	1
Greg Olsen^	New Orleans Saints	1/7/2018	8	107	1
Patrick Jeffers	St. Louis Rams	12/5/1999	7	107	1
Brandon LaFell	Minnesota Vikings	10/13/2013	4	107	1
Curtis Samuel	Washington Football Team	12/27/2020	5	106	0
Steve Smith	Tampa Bay Buccaneers	9/9/2012	7	106	0
Muhsin Muhammad	Cincinnati Bengals	12/8/2002	8	106	1
Steve Smith	Tampa Bay Buccaneers	11/6/2005	5	106	1
Muhsin Muhammad	Seattle Seahawks	10/31/2004	8	106	2
Keyshawn Johnson	Minnesota Vikings	9/17/2006	5	106	0
Wesley Walls	St. Louis Rams	11/23/1997	8	106	0
Greg Olsen	Green Bay Packers	10/19/2014	8	105	0
Curtis Samuel	Kansas City Chiefs	11/8/2020	9	105	1
Steve Smith	Green Bay Packers	11/30/2008	4	105	0
Willie Green	New Orleans Saints	11/26/1995	4	105	1
Steve Smith	New Orleans Saints	9/16/2012	3	104	0
Kelvin Benjamin	New England Patriots	10/1/2017	4	104	0
Ricky Proehl	Dallas Cowboys	12/24/2005	2	104	1
Kelvin Benjamin	Tampa Bay Buccaneers	12/14/2014	8	104	0
Ted Ginn^	San Francisco 49ers	1/12/2014	4	104	0
Muhsin Muhammad	Atlanta Falcons	10/4/1998	4	104	1
Muhsin Muhammad	Buffalo Bills	12/9/2001	8	104	0
DJ Moore	Denver Broncos	11/27/2022	4	103	1
Steve Smith	Tampa Bay Buccaneers	12/11/2005	5	103	0
Brandon LaFell	Tampa Bay Buccaneers	12/24/2011	3	103	1
DJ Moore	Miami Dolphins	11/28/2021	4	103	0
Muhsin Muhammad	Jacksonville Jaguars	9/19/1999	4	103	1
Steve Smith	Indianapolis Colts	10/12/2003	6	103	1
Muhsin Muhammad^	Dallas Cowboys	1/3/2004	4	103	0
Robbie Anderson	Cleveland Browns	9/11/2022	5	102	1
Wesley Walls	Seattle Seahawks	10/8/2000	7	102	0
Muhsin Muhammad	Kansas City Chiefs	12/10/2000	8	102	0
Christian McCaffrey	Atlanta Falcons	9/16/2018	14	102	0
Greg Olsen	Denver Broncos	11/11/2012	9	102	2
Raghib Ismail	New Orleans Saints	11/30/1997	6	102	0
DJ Moore	New Orleans Saints	1/3/2021	5	101	0
DeAngelo Williams	Philadelphia Eagles	12/4/2006	7	101	1
DJ Moore	Tennessee Titans	11/3/2019	7	101	0
Mark Carrier	Washington Redskins	12/24/1995	7	101	0
Christian McCaffrey	New Orleans Saints	9/24/2017	9	101	0
Christian McCaffrey^	New Orleans Saints	1/7/2018	6	101	1
Keary Colbert	Seattle Seahawks	10/31/2004	4	100	0
Steve Smith	New Orleans Saints	10/26/2003	9	100	0
Jonathan Stewart	Green Bay Packers	9/18/2011	8	100	0
Steve Smith	Minnesota Vikings	10/30/2011	7	100	1
Mark Carrier	Buffalo Bills	10/27/1998	5	100	0

^POSTSEASON

# SINGLE-GAME BESTS

## 100-YARD RUSHING GAMES

Player	Opponent	Date	Rsh	Yds	TD
DeAngelo Williams	New Orleans Saints	12/30/2012	21	210	2
Jonathan Stewart	New York Giants	12/27/2009	28	206	1
DeAngelo Williams	Tampa Bay Buccaneers	12/8/2008	19	186	2
Christian McCaffrey	Cincinnati Bengals	9/23/2018	28	184	0
Stephen Davis	New Orleans Saints	10/26/2003	31	178	2
DeAngelo Williams	New Orleans Saints	12/28/2008	25	178	0
Christian McCaffrey	Jacksonville Jaguars	10/6/2019	19	176	2
DeShaun Foster	Kansas City Chiefs	9/19/2004	32	174	1
Richard Huntley	New England Patriots	1/6/2002	21	168	0
D'Onta Foreman	Detroit Lions	12/24/2022	21	165	1
DeShaun Foster	Atlanta Falcons	1/1/2006	18	165	1
Stephen Davis	New Orleans Saints	10/5/2003	30	159	1
DeAngelo Williams	Arizona Cardinals	11/1/2009	23	158	0
Jonathan Stewart	New Orleans Saints	12/7/2014	20	155	1
Lamar Smith	Minnesota Vikings	9/22/2002	30	154	2
Christian McCaffrey	Arizona Cardinals	9/22/2019	24	153	1
Stephen Davis	Houston Texans	11/2/2003	30	153	0
Stephen Davis	Atlanta Falcons	9/28/2003	21	153	1
DeAngelo Williams	Tampa Bay Buccaneers	10/18/2009	30	152	2
DeShaun Foster^	New York Giants	1/8/2006	27	151	0
DeAngelo Williams	New Orleans Saints	11/8/2009	21	149	2
Fred Lane	Oakland Raiders	11/2/1997	28	147	3
Christian McCaffrey	Tennessee Titans	11/3/2019	24	146	2
Stephen Davis	Tampa Bay Buccaneers	9/14/2003	33	142	0
Tim Biakabutuka	Washington Redskins	10/3/1999	12	142	3
DeAngelo Williams	Oakland Raiders	11/9/2008	19	140	1
Fred Lane	Dallas Cowboys	12/8/1997	34	138	0
Jonathan Stewart	Arizona Cardinals	12/19/2010	27	137	0
Anthony Johnson	Washington Redskins	8/31/1997	20	134	0
Jonathan Stewart	Atlanta Falcons	12/12/2010	18	133	0
Tim Biakabutuka	Cincinnati Bengals	9/26/1999	8	132	2
Jonathan Stewart	Washington Redskins	12/19/2016	25	132	0
DeShaun Foster	Atlanta Falcons	12/4/2005	24	131	1
D'Onta Foreman	Atlanta Falcons	11/10/2022	31	130	1
Jonathan Stewart	Detroit Lions	11/16/2008	15	130	1
Christian McCaffrey	Los Angeles Rams	9/8/2019	19	128	2
Nick Goings	Tampa Bay Buccaneers	12/26/2004	33	127	0
Anthony Johnson	St. Louis Rams	10/13/1996	22	126	0
Chuba Hubbard	Detroit Lions	12/24/2022	12	125	0
Jonathan Stewart	Philadelphia Eagles	10/25/2015	24	125	0
Christian McCaffrey	Seattle Seahawks	11/25/2018	17	125	1
Jonathan Stewart	New Orleans Saints	1/3/2010	16	125	1
DeAngelo Williams	Kansas City Chiefs	10/5/2008	20	123	2
Anthony Johnson	St. Louis Rams	11/17/1996	27	123	1
Derrick Moore	Tampa Bay Buccaneers	10/1/1995	21	123	1
Anthony Johnson	New Orleans Saints	10/20/1996	29	123	0
Jonathan Stewart^	Arizona Cardinals	1/3/2015	24	123	1
Dee Brown	Cleveland Browns	12/1/2002	27	122	0
DeShaun Foster	Atlanta Falcons	9/23/2007	20	122	1
DeAngelo Williams	Miami Dolphins	11/19/2009	13	122	0
Jonathan Stewart	Cleveland Browns	12/21/2014	24	122	0
Nick Goings	New Orleans Saints	12/5/2004	36	122	1
Tim Biakabutuka	Washington Redskins	10/21/2001	20	121	1
DeAngelo Williams	Tampa Bay Buccaneers	12/30/2007	20	121	2
Nick Goings	Arizona Cardinals	11/21/2004	22	121	3
DeAngelo Williams	Arizona Cardinals	10/14/2007	10	121	1
Jonathan Stewart	Tampa Bay Buccaneers	12/6/2009	26	120	1
Mike Goodson	Baltimore Ravens	11/21/2010	22	120	0
DeAngelo Williams	Detroit Lions	11/16/2008	14	120	2
DeAngelo Williams	New York Giants	9/22/2013	23	120	0
Derrick Moore	New England Patriots	10/29/1995	28	119	0
Fred Lane	Green Bay Packers	12/14/1997	19	119	1
D'Onta Foreman	Tampa Bay Buccaneers	10/23/2022	15	118	0
D'Onta Foreman	Atlanta Falcons	10/30/2022	26	118	3
Christian McCaffrey	San Francisco 49ers	10/27/2019	14	117	1
Brad Hoover	Green Bay Packers	11/27/2000	24	117	1
Cam Newton	Atlanta Falcons	12/9/2012	9	116	1
Stephen Davis	Philadelphia Eagles	11/30/2003	23	115	0
DeAngelo Williams	New Orleans Saints	10/9/2011	9	115	1
Jonathan Stewart	Tampa Bay Buccaneers	12/8/2008	15	115	2
DeAngelo Williams	St. Louis Rams	11/19/2006	20	114	0
D'Onta Foreman	Denver Broncos	11/27/2022	24	113	0
Fred Lane	New Orleans Saints	11/30/1997	13	112	1
Anthony Johnson	Tampa Bay Buccaneers	12/1/1996	26	111	1
Stephen Davis	Jacksonville Jaguars	9/7/2003	22	111	0
Jonathan Stewart	Miami Dolphins	11/13/2017	17	110	0
Jonathan Stewart	Tampa Bay Buccaneers	10/18/2009	17	110	1
Tim Biakabutuka	Indianapolis Colts	12/27/1998	25	109	1

# SINGLE-GAME BESTS

Jonathan Stewart	Minnesota Vikings	12/20/2009	25	109	1
Christian McCaffrey	New Orleans Saints	9/25/2022	25	108	0
Christian McCaffrey	Green Bay Packers	11/10/2019	20	108	1
Nick Goings	St. Louis Rams	12/12/2004	31	108	1
DeAngelo Williams	New York Giants	12/21/2008	24	108	4
DeAngelo Williams	Arizona Cardinals	10/26/2008	17	108	1
Cam Newton	Cincinnati Bengals	10/12/2014	17	107	1
DeShaun Foster	Cleveland Browns	10/8/2006	24	106	0
Jonathan Stewart <sup>^</sup>	Seattle Seahawks	1/17/2016	19	106	2
Christian McCaffrey	Tampa Bay Buccaneers	12/2/2018	10	106	0
Nick Goings	Tampa Bay Buccaneers	11/28/2004	23	106	0
DeShaun Foster	New Orleans Saints	10/1/2006	16	105	1
Anthony Johnson <sup>^</sup>	Dallas Cowboys	1/5/1997	26	104	0
Tim Biakabutuka	Atlanta Falcons	10/26/1997	23	104	2
Stephen Davis <sup>^</sup>	Dallas Cowboys	1/3/2004	26	104	1
Chuba Hubbard	Tampa Bay Buccaneers	12/3/2023	25	104	2
Jonathan Stewart	Minnesota Vikings	12/10/2017	16	103	3
Tim Biakabutuka	Seattle Seahawks	10/8/2000	23	103	0
Tim Biakabutuka	Washington Redskins	12/13/1998	17	103	1
Christian McCaffrey	New York Giants	9/18/2022	15	102	0
DeShaun Foster	Atlanta Falcons	12/24/2006	28	102	0
Anthony Johnson	Minnesota Vikings	10/6/1996	23	102	1
Jonathan Stewart	Washington Redskins	11/22/2015	21	102	0
DeAngelo Williams	Atlanta Falcons	11/23/2008	19	101	1
Christian McCaffrey	Atlanta Falcons	12/23/2018	21	101	0
Fred Lane	New Orleans Saints	11/1/1998	35	101	1
Chuba Hubbard	Philadelphia Eagles	10/10/2021	24	101	0
Cam Newton	New York Giants	12/20/2015	8	100	0
Fozzy Whittaker	San Francisco 49ers	9/18/2016	16	100	0
Mike Goodson	Tampa Bay Buccaneers	11/14/2010	23	100	0
Fred Lane	New Orleans Saints	9/13/1998	18	100	0

<sup>^</sup>POSTSEASON

## CAREER 100-YARD RECEIVING GAME LEADERS

Player	Total
Smith, Steve	46 (3 postseason)
Muhammad, Muhsin	29 (2 postseason)
Moore, DJ	15
Olsen, Greg	13 (2 postseason)
McCaffrey, Christian	6 (1 postseason)
Benjamin, Kelvin	5
Carrier, Mark	5
Ismail, Raghil	5
Jeffers, Patrick	5
Anderson, Robby	4
Ginn, Jr., Ted	3 (1 postseason)
Samuel, Curtis	3
Thielen, Adam	3
Walls, Wesley	3
Carter, Drew	2
Carruth, Rae	2
Colbert, Keary	2
Funchess, Devin	2
Green, Willie	2
Hayes, Donald	2
LaFell, Brandon	2
Proehl, Ricky	2
Brown, Corey	1
Dickson, Ed	1
Gettis, David	1
Johnson, Keyshawn	1
Stewart, Jonathan	1
Williams, DeAngelo	1

## CAREER 100-YARD RUSHING GAME LEADERS

Player	Number
Stewart, Jonathan	18 (2 postseason)
Williams, DeAngelo	18
McCaffrey, Christian	12
Davis, Stephen	8 (1 postseason)
Foster, DeShaun	8 (1 postseason)
Biakabutuka, Tshimanga	7
Johnson, Anthony	7 (1 postseason)
Lane, Fred	6
Foreman, D'Onta	5
Goings, Nick	5
Newton, Cam	3
Hubbard, Chuba	3
Goodson, Mike	2
Moore, Derrick	2
Brown, Dee	1
Hoover, Brad	1
Huntley, Richard	1
Smith, Lamar	1
Whittaker, Fozzy	1

# SINGLE-GAME BESTS

## 300-YARD PASSING GAMES

Player	Opponent	Date	Att	Cmp	Yds	TD	Int
Cam Newton	Green Bay Packers	9/18/2011	46	28	432	1	3
Chris Weinke	New York Giants	12/10/2006	61	34	423	1	3
Cam Newton	Arizona Cardinals	9/11/2011	37	24	422	2	1
Cam Newton	Chicago Bears	10/2/2011	46	27	374	1	1
Steve Beuerlein	Green Bay Packers	12/12/1999	42	29	373	3	0
Steve Beuerlein	San Francisco 49ers	12/18/1999	38	27	368	4	0
Teddy Bridgewater	Tampa Bay Buccaneers	9/20/2020	42	33	367	0	2
Jake Delhomme	Baltimore Ravens	10/15/2006	39	24	365	2	2
Steve Beuerlein	San Francisco 49ers	9/10/2000	32	24	364	3	1
Jake Delhomme	Tennessee Titans	10/19/2003	49	31	362	2	0
Andy Dalton	Seattle Seahawks	9/24/2023	58	34	361	2	0
Cam Newton	Detroit Lions	11/18/2018	37	25	357	3	1
Cam Newton	Detroit Lions	10/8/2017	33	26	355	3	0
Cam Newton	San Francisco 49ers	9/18/2016	40	24	353	4	1
Cam Newton^	New Orleans Saints	1/7/2018	40	24	349	2	0
Jake Delhomme	Minnesota Vikings	10/30/2005	30	21	341	3	0
Sam Darnold	Tampa Bay Buccaneers	1/1/2023	37	23	341	3	1
Cam Newton	New York Giants	12/20/2015	45	25	340	5	0
Jake Delhomme	Atlanta Falcons	12/18/2004	35	24	340	2	1
Kerry Collins	New Orleans Saints	11/26/1995	46	17	335	3	4
Cam Newton^	Arizona Cardinals	1/24/2016	28	19	335	2	1
Cam Newton	Atlanta Falcons	9/16/2018	45	32	335	3	1
Steve Beuerlein	Washington Redskins	10/3/1999	47	23	334	1	1
Cam Newton	Tampa Bay Buccaneers	9/12/2019	51	25	333	0	0
Steve Beuerlein	Seattle Seahawks	10/8/2000	39	27	332	2	1
Cam Newton	New Orleans Saints	12/6/2015	41	28	331	5	1
Frank Reich	Atlanta Falcons	9/3/1995	44	23	329	2	0
Kerry Collins	Kansas City Chiefs	9/21/1997	47	24	328	1	4
Kerry Collins	San Francisco 49ers	12/8/1996	37	22	327	3	0
Jake Delhomme	Buffalo Bills	10/25/2009	44	27	325	0	3
Kyle Allen	Atlanta Falcons	11/17/2019	50	31	325	0	4
Jake Delhomme^	New England Patriots	2/1/2004	33	16	323	3	0
Cam Newton	New Orleans Saints	10/16/2016	47	27	322	2	1
Steve Beuerlein	New Orleans Saints	1/2/2000	41	22	322	5	0
Rodney Peete	Cincinnati Bengals	12/8/2002	29	21	319	3	1
Jake Delhomme^	Chicago Bears	1/15/2006	33	24	319	3	1
PJ Walker	Atlanta Falcons	10/30/2022	36	19	317	1	1
Jake Delhomme	Washington Redskins	11/16/2003	30	20	317	0	2
Cam Newton	New England Patriots	10/1/2017	29	22	316	3	1
Jake Delhomme	Houston Texans	9/16/2007	41	27	316	3	1
Cam Newton	New Orleans Saints	9/27/2015	31	20	315	2	0
Cam Newton	Chicago Bears	10/28/2012	39	20	314	0	2
Teddy Bridgewater	Atlanta Falcons	10/11/2020	36	27	313	2	0
Bryce Young	Green Bay Packers	12/24/2023	36	23	312	2	0
Chris Weinke	St. Louis Rams	12/23/2001	51	24	312	1	0
Teddy Bridgewater	Kansas City Chiefs	11/8/2020	49	36	310	2	0
Rodney Peete	Detroit Lions	9/15/2002	32	21	310	1	0
Rodney Peete	New Orleans Saints	11/10/2002	40	23	310	2	1
Kerry Collins	New England Patriots	10/29/1995	45	25	309	2	1
Steve Beuerlein	San Francisco 49ers	10/22/2000	44	28	309	3	0
Jake Delhomme	Atlanta Falcons	10/3/2004	38	23	308	0	2
Cam Newton	Arizona Cardinals	10/6/2013	39	21	308	0	3
Matt Moore	San Francisco 49ers	10/24/2010	41	28	308	2	1
Jake Delhomme	Atlanta Falcons	9/20/2009	41	25	308	1	1
Kyle Allen	Green Bay Packers	11/10/2019	43	28	307	1	1
Jake Delhomme	New Orleans Saints	1/2/2005	50	24	307	2	0
Cam Newton	Philadelphia Eagles	11/10/2014	40	25	306	2	3
Cam Newton	Philadelphia Eagles	11/26/2012	28	18	306	2	0
Sam Darnold	New Orleans Saints	9/19/2021	38	26	305	2	1
Sam Darnold	Houston Texans	9/23/2021	34	23	304	0	0
Jake Delhomme	San Francisco 49ers	11/14/2004	34	19	303	3	0
Cam Newton	Tampa Bay Buccaneers	9/9/2012	33	23	303	1	2
Kerry Collins	Atlanta Falcons	10/4/1998	38	20	302	3	2
Sam Darnold	Dallas Cowboys	10/3/2021	39	26	301	2	2
Cam Newton	Tampa Bay Buccaneers	12/2/2018	41	28	300	2	4
Steve Beuerlein	San Francisco 49ers	10/17/1999	36	23	300	4	3
Cam Newton	Washington Redskins	12/19/2016	37	21	300	2	0

^POSTSEASON

# SINGLE-GAME BESTS

## OPPONENTS' 100-YARD RECEIVING GAMES

Player	Opponent	Date	Rec	Yds	TD
Julio Jones	Atlanta Falcons	10/2/2016	12	300	1
Rod Gardner	Washington Redskins	10/21/2001	6	208	1
Mike Evans	Tampa Bay Buccaneers	1/1/2023	10	207	3
Antonio Bryant	Tampa Bay Buccaneers	12/8/2008	9	200	2
Julio Jones	Atlanta Falcons	12/27/2015	9	178	1
Shannon Sharpe	Denver Broncos	11/9/1997	8	174	0
Brandin Cooks	New Orleans Saints	10/16/2016	7	173	1
Roddy White	Atlanta Falcons	9/30/2012	8	169	2
Reggie Wayne	Indianapolis Colts	10/28/2007	7	168	1
Antonio Freeman	Green Bay Packers	12/14/1997	10	166	2
Larry Fitzgerald	Arizona Cardinals	1/10/2009	8	166	1
D.J. Chark	Jacksonville Jaguars	10/6/2019	8	164	2
Tim Brown	Oakland Raiders	11/2/1997	10	163	0
Tyreek Hill	Miami Dolphins	10/15/2023	6	163	1
Mike Evans	Tampa Bay Buccaneers	12/3/2023	7	162	1
Anquan Boldin	Arizona Cardinals	10/9/2005	10	162	1
Joe Horn	New Orleans Saints	12/5/2004	8	160	2
Travis Kelce	Kansas City Chiefs	11/8/2020	10	159	0
Torry Holt	St. Louis Rams	12/12/2004	6	151	1
Chris Godwin	Tampa Bay Buccaneers	10/13/2019	10	151	0
Joe Horn	New Orleans Saints	12/2/2001	13	150	1
Chris Olave	New Orleans Saints	9/25/2022	9	147	0
Vincent Jackson	Tampa Bay Buccaneers	10/4/2015	10	147	1
Az-Zahir Hakim	St. Louis Rams	11/5/2000	8	147	1
Michael Irvin	Dallas Cowboys	10/11/1998	6	146	0
Robby Anderson	New York Jets	11/26/2017	6	146	2
Marques Colston	New Orleans Saints	1/1/2012	7	145	2
Eric Moulds	Buffalo Bills	10/25/1998	5	145	2
Deion Branch	New England Patriots	2/1/2004	10	143	1
Calvin Ridley	Atlanta Falcons	11/17/2019	8	143	1
Irving Fryar	Philadelphia Eagles	10/27/1996	7	143	0
Jimmy Graham	Seattle Seahawks	10/18/2015	8	140	0
Michael Westbrook	Washington Redskins	10/3/1999	8	140	2
Steve Smith	Baltimore Ravens	9/28/2014	7	139	2
Cris Carter	Minnesota Vikings	11/19/2000	8	138	1
Zach Ertz	Philadelphia Eagles	10/21/2018	9	138	0
Jordan Matthews	Philadelphia Eagles	11/10/2014	7	138	2
Ramses Barden	New York Giants	9/20/2012	9	138	0
Julio Jones	Atlanta Falcons	10/29/2020	7	137	0
Jaylen Waddle	Miami Dolphins	11/28/2021	9	137	1
Rob Gronkowski	Tampa Bay Buccaneers	1/9/2022	7	137	0
Calvin Ridley	Atlanta Falcons	10/11/2020	8	136	0
Anquan Boldin	San Francisco 49ers	1/12/2014	8	136	0
Larry Fitzgerald	Arizona Cardinals	10/9/2005	9	136	1
Demaryius Thomas	Denver Broncos	11/11/2012	9	135	0
Michael Pittman	Tampa Bay Buccaneers	11/28/2004	8	134	2
Albert Connell	Washington Redskins	10/3/1999	5	134	2
Keenan Allen	Los Angeles Chargers	9/27/2020	13	132	1
Marques Colston	New Orleans Saints	10/1/2006	5	132	1
Tyler Boyd	Cincinnati Bengals	9/23/2018	6	132	1
Odell Beckham	New York Giants	10/7/2018	8	131	1
Michael Thomas	New Orleans Saints	1/7/2018	8	131	0
Torry Holt	St. Louis Rams	11/5/2000	4	130	0
Jimmy Graham	New Orleans Saints	10/9/2011	8	129	0
Jermaine Kearse	Seattle Seahawks	1/10/2015	3	129	1
Jerry Rice	San Francisco 49ers	12/8/1996	10	129	1
Demarcus Robinson	Baltimore Ravens	11/20/2022	9	128	0
Darren Sproles	New Orleans Saints	9/16/2012	13	128	0
Jerry Rice	San Francisco 49ers	9/22/1996	10	127	0
David Boston	Arizona Cardinals	12/30/2001	7	127	2
Mike Wallace	Miami Dolphins	11/24/2013	5	127	1
Roddy White	Atlanta Falcons	9/23/2007	7	127	1
Adam Thielen	Minnesota Vikings	10/17/2021	11	126	1
Larry Fitzgerald	Arizona Cardinals	12/19/2010	9	125	0
Marques Colston	New Orleans Saints	12/8/2013	9	125	2
Terance Mathis	Atlanta Falcons	9/1/1996	4	123	0
Terrell Owens	Philadelphia Eagles	10/17/2004	4	123	0
Marques Colston	New Orleans Saints	12/28/2008	7	123	1
Az-Zahir Hakim	St. Louis Rams	12/5/1999	4	122	2
Reggie Wayne	Indianapolis Colts	11/27/2011	5	122	1
Jerry Rice	San Francisco 49ers	12/10/1995	6	121	0
Randall Cobb	Green Bay Packers	10/19/2014	6	121	1
Chris Godwin	Tampa Bay Buccaneers	9/12/2019	8	121	1
Lance Moore	New Orleans Saints	12/30/2012	4	121	0
Chris Godwin	Tampa Bay Buccaneers	1/1/2023	9	120	0
Mohamed Sanu	Cincinnati Bengals	10/12/2014	10	120	1

# SINGLE-GAME BESTS

Andre Johnson	Houston Texans	9/16/2007	7	120	2
Plaxico Burress	Pittsburgh Steelers	12/15/2002	6	120	1
Tyler Lockett	Seattle Seahawks	12/15/2019	8	120	1
Marvin Harrison	Indianapolis Colts	10/12/2003	8	119	0
Keenan McCardell	Tampa Bay Buccaneers	11/9/2003	9	118	1
Terrell Owens	San Francisco 49ers	10/7/2001	8	118	2
Davante Adams	Green Bay Packers	11/10/2019	7	118	0
Julio Jones	Atlanta Falcons	11/5/2017	6	118	0
Roddy White	Atlanta Falcons	12/9/2012	9	117	1
Dorsey Levens	Green Bay Packers	1/12/1997	5	117	1
Brent Celek	Philadelphia Eagles	11/10/2014	5	116	0
Isaac Bruce	St. Louis Rams	1/10/2004	7	116	0
Albert Connell	Washington Redskins	12/13/1998	8	116	1
Antonio Bryant	Tampa Bay Buccaneers	12/6/2009	5	116	0
Larry Fitzgerald	Arizona Cardinals	10/26/2008	7	115	0
Jimmy Smith	Jacksonville Jaguars	9/19/1999	10	115	0
Ted Ginn	New Orleans Saints	1/7/2018	4	115	1
Jimmy Graham	New Orleans Saints	12/30/2012	9	115	1
Ike Hilliard	Tampa Bay Buccaneers	9/30/2007	7	114	0
Chad Johnson	Cincinnati Bengals	12/8/2002	6	114	0
Tyreek Hill	Kansas City Chiefs	11/8/2020	9	113	2
Kenny Golladay	Detroit Lions	11/18/2018	8	113	1
Russell Copeland	Buffalo Bills	9/10/1995	2	112	1
Charlie Garner	San Francisco 49ers	10/22/2000	7	112	0
DK Metcalf	Seattle Seahawks	9/24/2023	6	112	0
Brandin Cooks	Houston Texans	9/23/2021	9	112	0
Jerry Rice	San Francisco 49ers	11/5/1995	8	111	0
Isaac Bruce	St. Louis Rams	12/5/1999	6	111	0
Donte' Stallworth	Philadelphia Eagles	12/4/2006	4	111	1
DeSean Jackson	Washington Redskins	12/19/2016	7	111	0
Steve Johnson	Buffalo Bills	9/15/2013	8	111	1
Isaac Bruce	St. Louis Rams	11/12/1995	9	110	1
Sean Dawkins	New Orleans Saints	9/13/1998	5	110	1
Michael Crabtree	Oakland Raiders	11/27/2016	8	110	0
Ernie Mills	Dallas Cowboys	10/11/1998	5	110	1
Jermaine Kearse	Seattle Seahawks	1/17/2016	11	110	2
Terrell Owens	San Francisco 49ers	12/8/1996	5	110	1
DJ Chark	Detroit Lions	12/24/2022	4	108	0
Jackie Harris	Tampa Bay Buccaneers	10/1/1995	5	108	0
Wayne Chrebet	New York Jets	11/29/1998	7	107	2
Mike Evans	Tampa Bay Buccaneers	12/24/2017	6	107	0
Terrell Owens	Dallas Cowboys	10/29/2006	9	107	0
Tyler Lockett	Seattle Seahawks	11/25/2018	5	107	1
Damian Williams	Tennessee Titans	11/13/2011	5	107	1
Terance Mathis	Atlanta Falcons	10/26/1997	8	107	0
Randy Moss	Minnesota Vikings	11/19/2000	5	106	1
Tre'Quan Smith	New Orleans Saints	9/25/2022	4	105	0
Wes Welker	New England Patriots	12/13/2009	10	105	0
Jermaine Kearse	New York Jets	11/26/2017	7	105	1
Early Doucet	Arizona Cardinals	9/11/2011	3	105	1
Matt Forte	Chicago Bears	10/5/2014	12	105	1
Marcus Pollard	Detroit Lions	10/16/2005	3	105	0
Adam Thielen	Minnesota Vikings	12/10/2017	6	105	1
Mike Evans	Tampa Bay Buccaneers	9/20/2020	7	104	1
Keith Poole	New Orleans Saints	1/2/2000	6	104	0
Roddy White	Atlanta Falcons	12/28/2014	8	104	0
Brian Finneran	Atlanta Falcons	11/24/2002	4	104	0
Brandin Cooks	New Orleans Saints	12/6/2015	6	104	1
Joey Galloway	Dallas Cowboys	10/13/2002	3	104	1
Julio Jones	Atlanta Falcons	12/11/2011	3	104	2
Mike Wallace	Pittsburgh Steelers	12/23/2010	4	104	1
David Moore	Seattle Seahawks	11/25/2018	4	103	1
Terry McLaurin	Washington Football Team	11/21/2021	5	103	1
Keyshawn Johnson	Tampa Bay Buccaneers	9/14/2003	9	102	0
Terance Mathis	Atlanta Falcons	12/17/1995	8	102	0
Donte' Stallworth	New Orleans Saints	12/18/2005	5	102	1
Sean Dawkins	New Orleans Saints	11/1/1998	6	102	0
Tim Dwight	Atlanta Falcons	11/28/1999	5	102	0
Troy Williamson	Minnesota Vikings	9/17/2006	6	102	0
Oronde Gadsden	Miami Dolphins	11/4/2001	5	102	0
Joe Horn	New Orleans Saints	11/10/2002	6	101	0
Cedrick Wilson	San Francisco 49ers	11/14/2004	5	101	0
Devery Henderson	New Orleans Saints	10/7/2007	4	101	0
Michael Thomas	New Orleans Saints	11/24/2019	10	101	1
Mark Clayton	Baltimore Ravens	10/15/2006	5	101	2



# SINGLE-GAME BESTS

## OPPONENTS' 100-YARD RUSHING GAMES

Player	Opponent	Date	Rsh	Yds	TD
Derrick Ward	New York Giants	12/21/2008	15	215	0
Matt Forte	Chicago Bears	10/2/2011	25	205	1
Marshall Faulk	St. Louis Rams	12/23/2001	30	202	2
Shaun Alexander	Seattle Seahawks	10/31/2004	32	195	1
Julius Jones	Dallas Cowboys	12/24/2005	34	194	2
Reuben Droughns	Denver Broncos	10/10/2004	30	193	0
Ronald Jones	Tampa Bay Buccaneers	11/15/2020	23	192	1
Marshall Faulk	St. Louis Rams	11/11/2001	15	183	2
Bryce Brown	Philadelphia Eagles	11/26/2012	19	178	2
Matt Forte	Chicago Bears	10/10/2010	22	166	2
Curtis Martin	New York Jets	10/28/2001	27	159	0
Joe Mixon	Cincinnati Bengals	11/6/2022	22	153	4
Ricky Williams	New Orleans Saints	10/14/2001	31	147	1
Le'Veon Bell	Pittsburgh Steelers	9/21/2014	21	147	0
Aaron Jones	Green Bay Packers	12/19/2020	20	145	1
Trung Canidate	St. Louis Rams	11/11/2001	16	145	1
Ricky Williams	New Orleans Saints	10/15/2000	38	144	2
Ezekiel Elliott	Dallas Cowboys	10/3/2021	20	143	1
Nick Chubb	Cleveland Browns	9/11/2022	22	141	0
Mike Vick	Atlanta Falcons	12/7/2003	14	141	1
Terry Allen	Washington Redskins	8/31/1997	25	141	2
Garrison Hearst	San Francisco 49ers	9/29/1997	28	141	1
Deuce McAllister	New Orleans Saints	1/2/2005	28	140	1
Duce Staley	Philadelphia Eagles	11/7/1999	17	140	1
Dalvin Cook	Minnesota Vikings	10/17/2021	29	140	1
Kevin Smith	Detroit Lions	11/20/2011	16	140	2
Michael Turner	Atlanta Falcons	10/16/2011	27	139	2
Garrison Hearst	San Francisco 49ers	12/6/1998	20	139	1
Doug Martin	Tampa Bay Buccaneers	11/18/2012	24	138	0
Giovani Bernard	Cincinnati Bengals	10/12/2014	18	137	1
Jerome Bettis	Pittsburgh Steelers	12/26/1999	33	137	1
Warrick Dunn	Atlanta Falcons	12/18/2004	28	134	1
Stephen Davis	Washington Redskins	9/3/2000	23	133	1
Chris Carson	Seattle Seahawks	12/15/2019	24	133	2
Ronnie Brown	Miami Dolphins	9/25/2005	23	132	1
Shaun Alexander	Seattle Seahawks	1/22/2006	34	132	2
Fred Taylor	Jacksonville Jaguars	12/9/2007	18	132	1
Willie Parker	Pittsburgh Steelers	12/17/2006	23	132	1
Emmitt Smith	Dallas Cowboys	10/1/2000	24	132	1
Warrick Dunn	Atlanta Falcons	9/10/2006	29	132	0
Peyton Hillis	Cleveland Browns	11/28/2010	26	131	3
Chris Johnson	Tennessee Titans	11/13/2011	27	130	1
Derrius Guice	Washington Redskins	12/1/2019	10	129	2
Abdul-Karim al-Jabbar	Miami Dolphins	11/15/1998	25	127	1
Chris Ivory	New Orleans Saints	1/1/2012	19	127	1
Jamaal Charles	Kansas City Chiefs	12/2/2012	27	127	0
Aaron Jones	Green Bay Packers	12/24/2023	21	127	0
Deuce McAllister	New Orleans Saints	10/5/2003	23	124	0
James Stewart	Jacksonville Jaguars	9/19/1999	27	124	2
Maurice Jones-Drew	Jacksonville Jaguars	9/25/2011	24	122	0
Todd Gurley	Atlanta Falcons	10/11/2020	14	121	1
Jeff Wilson	San Francisco 49ers	10/9/2022	17	120	1
Robert Smith	Minnesota Vikings	10/12/1997	23	120	1
Ahman Green	Green Bay Packers	9/13/2004	33	119	2
Ricky Williams	Miami Dolphins	11/19/2009	22	119	2
LeGarrette Blount	Pittsburgh Steelers	9/21/2014	10	118	1
Marshall Faulk	St. Louis Rams	12/5/1999	22	118	0
Deuce McAllister	New Orleans Saints	12/29/2002	28	117	0
Jamal Anderson	Atlanta Falcons	10/4/1998	31	117	1
Michael Turner	Atlanta Falcons	11/23/2008	24	117	4
Raheem Mostert	Miami Dolphins	10/15/2023	17	115	2
Brian Hill	Atlanta Falcons	12/23/2018	8	115	0
Warrick Dunn	Tampa Bay Buccaneers	10/12/2008	22	115	0
Jerald Moore	St. Louis Rams	12/20/1997	27	113	0
Corey Dillon	Cincinnati Bengals	9/26/1999	20	113	0
Chester Taylor	Minnesota Vikings	9/17/2006	24	113	0
Andre Brown	New York Giants	9/20/2012	20	113	2
Michael Turner	Atlanta Falcons	12/12/2010	28	112	3
Kevin Smith	Detroit Lions	11/16/2008	24	112	0
Cadillac Williams	Tampa Bay Buccaneers	12/11/2005	29	112	2
Emmitt Smith	Dallas Cowboys	10/11/1998	21	112	1
Tiki Barber	New York Giants	12/10/2006	20	112	0
Michael Turner	Atlanta Falcons	11/15/2009	9	111	0
Curtis Martin	New York Jets	11/29/1998	21	110	2
Pierre Thomas	New Orleans Saints	9/16/2012	9	110	0
Marion Barber	Dallas Cowboys	12/22/2007	22	110	1
Jamal Anderson	Atlanta Falcons	11/3/1996	22	109	1



# SINGLE-GAME BESTS

Arian Foster	Houston Texans	12/18/2011	16	109	1
David Montgomery	Detroit Lions	10/8/2023	19	109	1
Jamal Anderson	Atlanta Falcons	9/1/1996	14	108	0
Leonard Fournette	Jacksonville Jaguars	10/6/2019	23	108	1
Dwayne Washington	New Orleans Saints	12/30/2018	11	108	0
Alvin Kamara	New Orleans Saints	1/8/2023	23	107	1
Rashad Jennings	New York Giants	12/20/2015	16	107	1
Tevin Coleman	Atlanta Falcons	9/16/2018	16	107	0
Doug Martin	Tampa Bay Buccaneers	10/4/2015	20	106	1
Thomas Rawls	Seattle Seahawks	12/4/2016	15	106	2
Ty Montgomery	New Orleans Saints	1/3/2021	18	105	0
Michael Turner	Atlanta Falcons	9/20/2009	28	105	1
Tevin Coleman	San Francisco 49ers	10/27/2019	11	105	3
Rashaan Salaam	Chicago Bears	10/8/1995	28	105	0
Ladell Betts	Washington Redskins	11/26/2006	24	104	0
Terrell Davis	Denver Broncos	11/9/1997	21	104	0
Leonard Fournette	Tampa Bay Buccaneers	9/20/2020	12	103	2
Robert Smith	Minnesota Vikings	11/19/2000	23	103	1
C.J. Spiller	Buffalo Bills	9/15/2013	16	103	0
Michael Turner	Atlanta Falcons	9/30/2012	13	103	0
Ricky Williams	New Orleans Saints	12/2/2001	27	102	0
Kordell Stewart	Pittsburgh Steelers	12/22/1996	7	102	1
Robert Smith	Minnesota Vikings	10/6/1996	27	102	0
Frank Gore	San Francisco 49ers	10/24/2010	19	102	0
Travis Etienne	Jacksonville Jaguars	12/31/2023	16	102	2
Rudi Johnson	Cincinnati Bengals	10/22/2006	26	101	0
Jacquizz Rodgers	Tampa Bay Buccaneers	10/10/2016	30	101	0
Travis Henry	Buffalo Bills	12/9/2001	27	101	1
Deuce McAllister	New Orleans Saints	10/26/2003	26	101	0
Joseph Addai	Indianapolis Colts	10/28/2007	23	100	2
LenDale White	Tennessee Titans	11/4/2007	31	100	1
T.J. Duckett	Atlanta Falcons	9/28/2003	14	100	0
Mark Ingram	New Orleans Saints	10/30/2014	30	100	2

## OPPONENTS' 300-YARD PASSING GAMES

Player	Opponent	Date	Att	Cmp	Yds	TD	Int
Matt Ryan	Atlanta Falcons	10/2/2016	37	28	503	4	1
Drew Brees	New Orleans Saints	10/16/2016	49	34	465	4	1
Tom Brady	Tampa Bay Buccaneers	1/1/2023	45	34	432	3	0
Trent Green	St. Louis Rams	11/5/2000	42	29	431	2	0
Jameis Winston	Tampa Bay Buccaneers	10/13/2019	54	30	400	1	5
Josh McCown	Arizona Cardinals	10/9/2005	46	29	398	2	3
Drew Brees	New Orleans Saints	12/30/2012	43	29	396	4	1
Steve Young	San Francisco 49ers	12/8/1996	41	27	393	3	2
Drew Brees	New Orleans Saints	1/1/2012	35	28	389	5	1
Brett Favre	Green Bay Packers	9/27/1998	45	27	388	5	3
Drew Brees	New Orleans Saints	12/28/2008	49	30	386	4	1
Kurt Warner	Arizona Cardinals	10/26/2008	49	35	381	2	1
Drew Brees	New Orleans Saints	1/7/2018	33	23	376	2	1
Gardner Minshew	Jacksonville Jaguars	10/6/2019	44	26	374	2	0
Kirk Cousins	Minnesota Vikings	10/17/2021	48	33	373	3	0
Patrick Mahomes	Kansas City Chiefs	11/8/2020	45	30	372	4	0
Aaron Rodgers	Green Bay Packers	11/8/2015	48	25	369	4	1
Matt Ryan	Atlanta Falcons	9/30/2012	40	25	369	3	1
Jameis Winston	Tampa Bay Buccaneers	12/24/2017	27	21	367	1	0
Russell Wilson	Seattle Seahawks	1/17/2016	48	31	366	3	2
Carson Palmer	Arizona Cardinals	10/30/2016	46	35	363	3	1
Joey Harrington	Atlanta Falcons	9/23/2007	44	31	361	2	0
Drew Brees	New Orleans Saints	10/9/2011	45	32	359	2	1
Daunte Culpepper	Minnesota Vikings	11/19/2000	29	22	357	3	0
Jared Goff	Detroit Lions	12/24/2022	42	25	355	3	0
Tom Brady	New England Patriots	2/1/2004	48	32	354	3	1
Jameis Winston	New Orleans Saints	9/25/2022	41	25	353	1	2
Andy Dalton	Cincinnati Bengals	9/23/2018	46	29	352	2	4
Kurt Warner	St. Louis Rams	12/5/1999	31	22	351	3	2
Drew Brees	New Orleans Saints	10/1/2006	38	28	349	1	0
Brian Griese	Tampa Bay Buccaneers	11/28/2004	39	27	347	2	1
Tony Banks	Washington Redskins	10/21/2001	30	17	346	1	1
Shaun King	Arizona Cardinals	11/21/2004	52	28	343	1	3
Ty Detmer	Philadelphia Eagles	10/27/1996	38	23	342	1	1
Matt Ryan	Atlanta Falcons	12/9/2012	49	34	342	2	1
Tom Brady	Tampa Bay Buccaneers	11/15/2020	39	28	341	3	0
Brad Johnson	Tampa Bay Buccaneers	9/14/2003	61	34	339	1	1
Russell Wilson	Seattle Seahawks	11/25/2018	31	22	339	2	0
Brad Johnson	Washington Redskins	10/3/1999	33	20	337	4	0
Steve Young	San Francisco 49ers	12/10/1995	45	31	336	2	1
Matthew Stafford	Detroit Lions	11/20/2011	36	28	335	5	2
Marc Bulger	St. Louis Rams	1/10/2004	46	27	332	0	3
Mark Sanchez	Philadelphia Eagles	11/10/2014	37	20	332	2	0
Ryan Tannehill	Tennessee Titans	11/3/2019	39	27	331	1	2
Justin Herbert	Los Angeles Chargers	9/27/2020	49	35	330	1	1



# SINGLE-GAME BESTS

Drew Brees	New Orleans Saints	11/8/2009	35	24	330	1	1
Aaron Brooks	New Orleans Saints	12/2/2001	40	26	330	3	1
Ben Roethlisberger	Pittsburgh Steelers	11/8/2018	25	22	328	5	0
Elvis Grbac	San Francisco 49ers	11/5/1995	37	26	327	0	2
Joe Flacco	Baltimore Ravens	9/28/2014	31	22	327	3	0
Eli Manning	New York Giants	10/7/2018	36	22	326	2	2
Tom Brady	Tampa Bay Buccaneers	1/9/2022	37	29	326	3	0
Drew Brees	New Orleans Saints	9/16/2012	49	31	325	1	2
Jameis Winston	Tampa Bay Buccaneers	1/3/2016	47	29	325	0	2
Billy Joe Tolliver	New Orleans Saints	11/1/1998	48	24	325	2	2
Andy Dalton	Cincinnati Bengals	10/12/2014	43	33	323	2	2
Josh Freeman	Tampa Bay Buccaneers	12/6/2009	44	23	321	0	5
Brian Griese	Tampa Bay Buccaneers	12/26/2004	41	30	321	3	2
Jeff Garcia	Tampa Bay Buccaneers	12/8/2008	38	24	321	2	0
Matt Ryan	Atlanta Falcons	12/11/2011	38	22	320	4	0
Russell Wilson	Seattle Seahawks	9/8/2013	33	25	320	1	0
Ben Roethlisberger	Pittsburgh Steelers	12/23/2010	32	22	320	1	0
Matt Ryan	Atlanta Falcons	12/31/2017	45	28	317	1	0
Kirk Cousins	Washington Redskins	12/19/2016	47	32	315	0	1
Derek Carr	Oakland Raiders	11/27/2016	38	26	315	2	1
Chris Chandler	Atlanta Falcons	11/28/1999	42	24	315	4	0
Elvis Grbac	Kansas City Chiefs	12/10/2000	44	31	315	1	2
Matt Ryan	Atlanta Falcons	11/5/2017	38	24	313	2	1
Matt Ryan	Atlanta Falcons	12/8/2019	34	20	313	2	0
Drew Brees	New Orleans Saints	12/8/2013	42	30	313	4	0
Jeff Garcia	Philadelphia Eagles	12/4/2006	39	21	312	3	0
Matt Ryan	Atlanta Falcons	11/17/2019	31	21	311	1	0
Drew Brees	New Orleans Saints	11/24/2019	39	30	311	3	1
Ryan Tannehill	Miami Dolphins	11/24/2013	42	28	310	1	1
Carson Wentz	Philadelphia Eagles	10/21/2018	37	30	310	2	0
Jeff George	Atlanta Falcons	12/17/1995	53	29	310	2	2
Luke McCown	New Orleans Saints	9/27/2015	38	31	310	0	1
Kevin Kolb	Arizona Cardinals	9/11/2011	27	18	309	2	0
Brett Favre	Green Bay Packers	9/30/2001	39	25	308	3	2
Aaron Rodgers	Green Bay Packers	9/18/2011	30	19	308	2	0
Kirk Cousins	Minnesota Vikings	11/29/2020	45	34	307	3	0
Tom Brady	New England Patriots	10/1/2017	45	32	307	2	0
Josh McCown	New York Jets	11/26/2017	36	19	307	3	0
Jeff Garcia	San Francisco 49ers	10/22/2000	39	25	307	2	1
Matt Ryan	Atlanta Falcons	12/27/2015	30	23	306	1	0
Jeff Garcia	San Francisco 49ers	11/18/2001	54	34	305	3	2
Jeff George	Oakland Raiders	11/2/1997	38	24	304	2	1
Jeff Garcia	San Francisco 49ers	12/18/1999	46	29	303	2	1
Brett Favre	Green Bay Packers	10/3/2005	47	28	303	4	1
Brett Favre	Green Bay Packers	12/12/1999	38	26	302	2	1
Peyton Manning	Denver Broncos	11/11/2012	38	27	301	1	0
Joe Flacco	Baltimore Ravens	11/21/2010	33	24	301	1	0

# ALL-TIME HONORS

## ALL-TIME PRO BOWLS

- 7 Luke Kuechly (2019, 2018, 2017, 2016, 2015, 2014, 2013)
- 5 Ryan Kalil (2015, 2013, 2011, 2010, 2009)  
Steve Smith (2011, 2008, 2006, 2005, 2001)  
Julius Peppers (2009, 2008, 2006, 2005, 2004)  
Wesley Walls (2001, 1999, 1998, 1997, 1996)  
Michael Bates (2000, 1999, 1998, 1997, 1996)
- 5 Trai Turner (2019, 2018, 2017, 2016, 2015)
- 3 Thomas Davis (2017, 2016, 2015)  
Greg Olsen (2016, 2015, 2014)  
Mike Tolbert (2016, 2015, 2014)  
Cam Newton (2015, 2013, 2011)  
Jordan Gross (2013, 2010, 2008)  
Jon Beason (2010, 2009, 2008)  
Kris Jenkins (2006, 2003, 2002)  
Todd Sauerbrun (2003, 2002, 2001)
- 2 Brian Burns (2021, 2022)  
Muhsin Muhammad (2004, 1999)  
Kawann Short (2018, 2015)
- 1 Derrick Brown (2023)  
Christian McCaffrey (2019)  
Graham Gano (2017)  
Josh Norman (2015)  
Jonathan Stewart (2015)  
Greg Hardy (2013)  
J.J. Jansen (2013)  
DeAngelo Williams (2009)  
Jake Delhomme (2005)  
Mike Wahle (2005)  
Mark Fields (2004)  
Dan Morgan (2004)  
Stephen Davis (2003)  
Mike Rucker (2003)  
Steve Beurlein (1999)  
Kevin Greene (1998)  
Kerry Collins (1996)  
Eric Davis (1996)  
John Kasay (1996)  
Lamar Lathon (1996)  
Sam Mills (1996)

## ALL-TIME ASSOCIATED PRESS ALL-PRO

- 7 Luke Kuechly (2019, 2018, 2017, 2016, 2015, 2014, 2013)
- 5 Ryan Kalil (2015, 2013, 2011, 2010, 2009)  
Steve Smith (2011, 2008, 2006, 2005, 2001)  
Julius Peppers (2010, 2009, 2008, 2006, 2004)
- 3 Todd Sauerbrun (2003, 2002, 2001)
- 2 Christian McCaffrey (2019, 2018)  
Greg Olsen (2016, 2015)  
Mike Tolbert (2015, 2013)  
Jon Beason (2009, 2008)  
Kris Jenkins (2003, 2002)  
Wesley Walls (1999, 1997)
- 1 Daryl Williams (2017)  
Andrew Norwell (2017)  
Thomas Davis (2015)  
Cam Newton (2015)  
Josh Norman (2015)  
Kawann Short (2015)  
Greg Hardy (2013)  
Jordan Gross (2008)  
DeAngelo Williams (2008)  
Musin Muhammad (2004)

# ALL-TIME HONORS

## 2023

**DERRICK BROWN (DE)**  
Pro Bowl

## 2022

**BRIAN BURNS (DE)**  
Pro Bowl; PFWA All-NFC

**JOHNNY HEKKER (P)**  
PFWA All-NFC

## 2021

**BRIAN BURNS (DE)**  
Pro Bowl

**STEPHON GILMORE (CB)**  
Pro Bowl

## 2020

**TEDDY BRIDGEWATER (QB)**  
Art Rooney Sportsmanship Award Winner

**DERRICK BROWN (DT)**  
PFWA All-Rookie Team

**JEREMY CHINN (LB/S)**  
PFWA All-Rookie Team

## 2019

**Luke Kuechly (LB)**  
AP All-Pro Second Team; Pro Bowl

**CHRISTIAN MCCAFFREY (RB)**  
AP All-Pro First Team (two positions: RB and flex); Pro Bowl; PFWA All-NFL Team; PFWA All-NFC Team; Sporting News All-Pro First Team; NFL Fantasy Player of the Year

**TRAI TURNER (RG)**  
Pro Bowl (played as alternate)

## 2018

**LUKE KUECHLY (LB)**  
AP All-Pro First Team; Pro Bowl; Sporting News All-Pro

**CHRISTIAN MCCAFFREY (RB)**  
AP All-Pro Second Team

**DJ MOORE (WR)**  
PFWA All-Rookie Team

**KAWANN SHORT (DT)**  
Pro Bowl (played as alternate)

**TRAI TURNER (G)**  
Pro Bowl

## 2017

**THOMAS DAVIS (LB)**  
Pro Bowl (played as alternate)

**GRAHAM GANO (K)**  
Pro Bowl (played as alternate)

**LUKE KUECHLY (LB)**  
AP All-Pro First Team; Pro Bowl; PFWA All-NFC; Sporting

News All-Pro

**ANDREW NORWELL (G)**  
AP All-Pro First Team

**TRAI TURNER (G)**  
Pro Bowl (played as alternate)

**DARYL WILLIAMS (T)**  
AP All-Pro Second Team

## 2016

**THOMAS DAVIS (LB)**  
Pro Bowl

**LUKE KUECHLY (LB)**  
AP All-Pro Second Team; Pro Bowl; Sporting News All-Pro

**GREG OLSEN (TE)**  
AP All-Pro Second-Team; Pro Bowl; PFWA All-NFC

**MIKE TOLBERT (FB)**  
Pro Bowl

**TRAI TURNER (G)**  
Pro Bowl (played as alternate)

## 2015

**DAVE GETTLEMAN (GENERAL MANAGER)**  
Sporting News NFL Executive of the Year; Sports Illustrated Executive of the Year

**RON RIVERA (HEAD COACH)**  
AP NFL Coach of the Year; PFWA NFL Coach of the Year; Sporting News NFL Coach of the Year; Sports Illustrated NFL Coach of the Year; Maxwell Club - Coach of the Year

**THOMAS DAVIS (LB)**  
AP All-Pro First Team; Pro Bowl; PFWA All-NFC; NFLPA Byron "Whizzer" White Award; The Bart Starr Award

**RYAN KALIL (C)**  
AP All-Pro First-Team; Pro Bowl; PFWA All-NFL; PFWA All-NFC; Sporting News All-Pro

**LUKE KUECHLY (LB)**  
AP All-Pro First-Team; Pro Bowl; PFWA All-NFL; PFWA All-NFC; Sporting News All-Pro

**CAM NEWTON (QB)**  
AP NFL MVP; AP NFL Offensive Player of the Year; AP All-Pro First Team; Pro-Bowl; PFWA NFL MVP; PFWA NFL Offensive Player of the Year; PFWA All-NFL; PFWA All-NFC; Sporting News NFL Offensive Player of the Year; Sporting News All-Pro; Sports Illustrated NFL MVP; Maxwell Club - Player of the Year

**JOSH NORMAN (CB)**  
AP All-Pro First-Team; Pro Bowl; PFWA All-NFL; PFWA All-NFC; PFWA NFL Co-Most Improved Player; Sporting News All-Pro

**GREG OLSEN (TE)**  
AP All-Pro Second-Team; Pro Bowl; PFWA All-NFC

**KAWANN SHORT (DT)**

# ALL-TIME HONORS

AP All-Pro Second-Team; Pro Bowl; PFWA All-NFC

## JONATHAN STEWART (RB)

Pro Bowl

## MIKE TOLBERT (FB)

AP All-Pro First-Team; Pro Bowl

## TRAI TURNER (G)

Pro Bowl

## 2014

### THOMAS DAVIS (LB)

NFL Walter Payton Man of the Year

### KONY EALY (DE)

PFWA All-Rookie

### LUKE KUECHLY (LB)

Pro Bowl; AP All-Pro First Team; PFWA All-NFL; PFWA All-NFC; Sporting News All-Pro; Sports Illustrated All-Pro

### GREG OLSEN (TE)

Pro Bowl; PFWA All-NFC

## 2013

### RON RIVERA (HEAD COACH)

AP Coach of the Year; PFW/PFWA Coach of the Year; Sporting News Coach of the Year; Sports Illustrated (Peter King) Co-Coach of the Year

### SEAN MCDERMOTT (DEFENSIVE COORDINATOR)

Sporting News Coordinator of the Year

### JORDAN GROSS (T)

Pro Bowl (played as alternate)

### GREG HARDY (DE)

Pro Bowl; AP All-Pro Second Team; PFW/PFWA All-NFC; Sporting News All-Pro

### J.J. JANSEN (LS)

Pro Bowl (selected as need player)

### RYAN KALIL (C)

Pro Bowl; AP All-Pro First Team; PFW/PFWA All-NFL; PFW/PFWA All-NFC; Sporting News All-Pro

### LUKE KUECHLY (LB)

AP Defensive Player of the Year; Sporting News Defensive Player of the Year; Pro Bowl; AP All-Pro First Team; PFW/PFWA All-NFL; PFW/PFWA All-NFC; Sporting News All-Pro; Sporting News All-Pro

### STAR LOTULELEI (DT)

PFW/PFWA All-Rookie

### CAM NEWTON (QB)

Pro Bowl

### KAWANN SHORT (DT)

PFW/PFWA All-Rookie

### MIKE TOLBERT (FB)

Pro Bowl; AP All-Pro First Team; Sporting News All-Pro

## 2012

### LUKE KUECHLY (LB)

AP Defensive Rookie of the Year; PFW/PFWA All-Rookie; PFW/PFWA Defensive Rookie of the Year

### AMINI SILATOLU (G)

PFW/PFWA All-Rookie

## 2011

### RYAN KALIL (C)

Pro Bowl; AP All-Pro Second Team

### CAM NEWTON (QB)

Pro Bowl (played as alternate); AP Offensive Rookie of the Year; PFW/PFWA All-Rookie; PFW/PFWA Rookie of the Year; PFW/PFWA Offensive Rookie of the Year; Sporting News Rookie of the Year; Sports Illustrated Offensive Rookie of the Year; Pepsi Rookie of the Year

### STEVE SMITH (WR)

Pro Bowl

## 2010

### JON BEASON (LB)

Pro Bowl (played as alternate)

### JORDAN GROSS (OT)

Pro Bowl

### RYAN KALIL (C)

Pro Bowl

## 2009

### JON BEASON (LB)

Pro Bowl; AP All-Pro Second Team

### RYAN KALIL (C)

Pro Bowl

### JULIUS PEPPERS (DE)

Pro Bowl; AP All-Pro Second Team

### DEANGELO WILLIAMS (RB)

Pro Bowl

## 2008

### JON BEASON (LB)

Pro Bowl; AP All-Pro First Team

### JORDAN GROSS (OT)

Pro Bowl; AP All-Pro First Team; PFW/PFWA All-Pro Team; PFW/PFWA All-NFC Team; Sporting News All-Pro Team

### JULIUS PEPPERS (DE)

Pro Bowl; AP All-Pro Second Team; Sporting News All-Pro Team

### STEVE SMITH (WR)

Pro Bowl

### DEANGELO WILLIAMS (RB)

AP All-Pro Second Team; PFW/PFWA Most Improved

## 2007

### JON BEASON (LB)

PFW/PFWA All-Rookie Team

# ALL-TIME HONORS

## 2006

**KRIS JENKINS (DT)**  
Pro Bowl

**RICHARD MARSHALL (CB)**  
PFW/PFWA All-Rookie Team

**JULIUS PEPPERS (DE)**  
Pro Bowl; AP All-Pro First Team; PFW/PFWA All-Pro Team;  
PFW/PFWA All-NFC Team; Sporting News All-Pro Team;  
USA Today Sports Weekly All-Pro Team

**STEVE SMITH (WR)**  
Pro Bowl

## 2005

**JAKE DELHOMME (QB)**  
Pro Bowl

**KEN LUCAS (CB)**  
Sports Illustrated All-Pro Team

**JULIUS PEPPERS (DE)**  
Pro Bowl

**STEVE SMITH (WR)**  
Pro Bowl; AP Co-Comeback Player of the Year; Pro  
Football Weekly/PFWA Comeback Player of the Year; AP  
All-Pro First Team; Sports Illustrated All-Pro Team; PFW/  
PFWA All-Pro Team; PFW/PFWA All-NFC Team; Sporting  
News All-Pro Team; All-NFL Team

**MIKE WAHLE (G)**  
Pro Bowl; PFW/PFWA All-NFC Team

## 2004

**MARK FIELDS (LB)**  
Pro Bowl (played as alternate)

**CHRIS GAMBLE (CB)**  
Pro Football Weekly All-Rookie

**JORDAN GROSS (OT)**  
Football Digest All-Pro Second Team

**DAN MORGAN (LB)**  
Pro Bowl; Pro Football Weekly All-NFC

**MUHSIN MUHAMMAD (WR)**  
Pro Bowl; AP All-Pro First Team; College & Pro Football  
Weekly All-Pro; Football Digest All-Pro Second Team; Pro  
Football Weekly All-NFL; Pro Football Weekly All-NFC

**JULIUS PEPPERS (DE)**  
Pro Bowl; AP All-Pro First Team; College & Pro Football  
Weekly All-Pro; Football Digest All-Pro; Pro Football  
Weekly All-NFL; Pro Football Weekly All-NFC; The Sporting  
News All-Pro

## 2003

**STEPHEN DAVIS (RB)**  
Pro Bowl

**JORDAN GROSS (T)**  
Sports Illustrated All-Pro; Pro Football Weekly All-Rookie

**KRIS JENKINS (DT)**  
Pro Bowl; AP All-Pro First Team; Pro Football Weekly All-  
NFL; Pro Football Weekly All-NFC; Football Digest All-Pro;  
The Sporting News All-Pro

**MIKE MINTER (S)**  
Football Digest All-Pro Second-Team

**MIKE RUCKER (DE)**  
Pro Bowl; Sports Illustrated All-Pro; Football Digest All-  
Pro Second-Team

**TODD SAUERBRUN (P)**  
Pro Bowl; AP All-Pro Second Team; Pro Football Weekly  
All-NFC; Football Digest All-Pro; The Sporting News  
All-Pro

## 2002

**KRIS JENKINS (DT)**  
Pro Bowl (played as alternate); AP All-Pro First Team;  
Football Digest All-Pro Second Team

**JULIUS PEPPERS (DE)**  
AP Defensive Rookie of the Year; Sports Illustrated  
Defensive Rookie of the Year; Pro Football Weekly  
Defensive Rookie of the Year, Football Digest Defensive  
Rookie of the Year; Pro Football Weekly All-Rookie

**TODD SAUERBRUN (P)**  
Pro Bowl; AP All-Pro First Team; Sports Illustrated All-Pro;  
Pro Football Weekly All-Pro; Football Digest All-Pro; The  
Sporting News All-Pro

## 2001

**DAN MORGAN (LB)**  
Pro Football Weekly All-Rookie

**TODD SAUERBRUN (P)**  
Pro Bowl; Pro Football Weekly/PFWA Golden Toe;  
The Sporting News All-Pro; College & Pro Football  
News/Weekly All-Pro First Team; AP All-Pro First Team;  
Sports Illustrated All-Pro (Dr. Z); Pro Football Weekly All-  
NFL; Pro Football Weekly All-NFC; Football News All-NFC

**STEVE SMITH (KR)**  
Pro Bowl; The Sporting News All-Pro; Football News All-  
NFL Rookie; Football News All-NFC; AP All-Pro First Team;  
Sports Illustrated All-Pro (Dr. Z); Pro Football Weekly All-  
NFL; Pro Football Weekly All-Rookie; Pro Football Weekly  
All-NFC; Football Digest All-Pro First Team

**WESLEY WALLS (TE)**  
Pro Bowl; Pro Football Weekly All-NFC

**CHRIS WEINKE (QB)**  
Football News All-NFL Rookie; Pro Football Weekly All-  
Rookie

## 2000

**MICHAEL BATES (KR)**  
Pro Bowl (as special teamer); Pro Football Weekly All-  
NFL (as special teamer); Pro Football Weekly All-NFC (as  
special teamer); Football Digest All-Pro First Team (as  
special teamer)

# ALL-TIME HONORS

**JENO JAMES (OL)**  
Pro Football Weekly All-Rookie

**LESTER TOWNS (LB)**  
Football Digest Top 16 Rookie

## 1999

**MICHAEL BATES (KR)**  
Pro Bowl (as special teamer); Pro Football Weekly All-NFL (as special teamer); Pro Football Weekly All-NFC (as special teamer)

**STEVE BEUERLEIN (QB)**  
Pro Bowl

**MUHSIN MUHAMMAD (WR)**  
Pro Bowl

**CHRIS TERRY (T)**  
College and Pro Football Newsweekly All-Rookie; Football Digest All-Rookie; Football News All-Rookie; Pro Football Weekly All-Rookie

**WESLEY WALLS (TE)**  
Pro Bowl; AP All-Pro Second Team; College and Pro Football Newsweekly Second Team; Football News All-NFC; Pro Football Weekly All-NFC

## 1998

**MICHAEL BATES (KR)**  
Pro Bowl (as special teamer); Pro Football Weekly All-NFC (as special teamer)

**KEVIN GREENE (LB)**  
Pro Bowl; All-Madden

**JASON PETER (DE)**  
College and Pro Football Weekly All-Rookie

**WESLEY WALLS (TE)**  
Pro Bowl; Football News All-NFC

## 1997

**MICHAEL BATES (KR)**  
Pro Bowl; Sports Illustrated All-Pro (Dr. Z); Pro Football Weekly; All-NFL; Pro Football Weekly All-NFC; Sporting News All-Pro; Football News All-NFC; Football Digest All-NFL

**WESLEY WALLS (TE)**  
Pro Bowl; Second-Team All-Pro; All-Madden; Pro Football Weekly All-NFC

**RAE CARRUTH (WR)**  
Pro Football Weekly All-Rookie; College and Pro Football News All-Rookie; Football News All-Rookie

**KEN WALTER (P)**  
Pro Football Weekly All-Rookie; College and Pro Football News All-Rookie; Football News All-Rookie

## 1996

**DOM CAPERS (HEAD COACH)**  
Pro Football Weekly/PFWA Coach of the Year; AP Coach of the Year; UPI NFC Coach of the Year; The Sporting News Coach of the Year; Football News Coach of the Year;

Sports Illustrated Coach of the Year; USA Today Coach of the Year; College and Pro Football Newsweekly Coach of the Year; Maxwell Club Coach of the Year (Earle "Greasy" Neale Trophy)

**BILL POLIAN (GENERAL MANAGER)**  
The Sporting News Executive of the Year; Pro Football Weekly Executive of the Year

**MICHAEL BATES (KR)**  
Pro Bowl; AP All-Pro First Team; College and Pro Football Newsweekly All-Pro; Football News All-Pro; Pro Football Weekly/PFWA All-Pro; Football Digest All-Pro; Football News All-Pro; USA Today All-Pro

**KERRY COLLINS (QB)**  
Pro Bowl (played as alternate)

**NORBERTO DAVIDDS-GARRIDO (T)**  
Football News All-Rookie

**ERIC DAVIS (CB)**  
Pro Bowl

**KEVIN GREENE (LB)**  
Pro Bowl; Newspaper Enterprise Assn. Defensive Player of the Year (George Halas Award); UPI Defensive Player of the Year; AP All-Pro First Team; All Madden; College and Pro Football Newsweekly All-Pro; Football Digest All-Pro; Pro Football Weekly/PFWA All-Pro; UPI All-NFC; Football News All-NFC.

**JOHN KASAY (K)**  
Pro Bowl; UPI All-Pro; Football News All-NFC

**GREG KRAGEN (NT)**  
All-Madden

**LAMAR LATHON (LB)**  
Pro Bowl; All-Madden; UPI All-NFC

**SAM MILLS (LB)**  
Pro Bowl; AP All-Pro First Team; All-Madden; Sports Illustrated All-Pro; Pro Football Weekly/PFWA All-Pro; Football News All-NFC

**WESLEY WALLS (TE)**  
Pro Bowl; All-Madden; Football News All-NFC; UPI All-NFC

## 1995

**DOM CAPERS (HEAD COACH)**  
Pro Football Weekly/PFWA Coach of the Year

**BILL POLIAN (GENERAL MANAGER)**  
The Sporting News Executive of the Year

**BLAKE BROCKERMEYER (T)**  
Pro Football Weekly/PFWA All-Rookie; College and Pro Football Newsweekly All-Rookie

**KERRY COLLINS (QB)**  
College and Pro Football Newsweekly All-Rookie; Football News All-Rookie; Pro Football Weekly/PFWA All-Rookie

**TYRONE POOLE (CB)**  
All-Madden; College and Pro Football Newsweekly All-Rookie; Pro Football Weekly/PFWA All-Rookie

**CURTIS WHITLEY (C)**  
Sports Illustrated All-Pro (Dr. Z)

# PLAYERS OF THE WEEK/MONTH

## 2023

### PLAYER OF THE WEEK

LB	Frankie Luvu	Week 8 vs Houston	Defense
K	Eddy Pineiro	Week 14 vs Atlanta	Special Teams

## 2022

### PLAYER OF THE WEEK

DE	Brian Burns	Week 12 vs Denver	Defense
K	Eddy Pineiro	Week 14 at Seattle	Special Teams
RB	D'Orta Foreman	Week 16 vs Detroit	Offense

## 2021

### PLAYER OF THE WEEK

K	Zane Gonzalez	Week 8 at Atlanta	Special Teams
K	Zane Gonzalez	Week 10 at Arizona	Special Teams

## 2020

### PLAYER OF THE WEEK

P	Joe Chariton	Week 16 at Washington	NFC Special Teams
---	--------------	-----------------------	-------------------

### PLAYER OF THE MONTH

LB/S	Jeremy Chinn	October, November	Defense (Rookie)
------	--------------	-------------------	------------------

## 2019

### PLAYER OF THE WEEK

K	Joey Slye	Week 4 at Houston	NFC Special Teams
---	-----------	-------------------	-------------------

### PLAYER OF THE MONTH

DE	Brian Burns	September	Defense (Rookie)
RB	Christian McCaffrey	September	Offense

## 2018

### PLAYER OF THE WEEK

DE	Efe Obada	Week 3 vs Cincinnati	Defense
K	Graham Gano	Week 5 vs New York Giants	Special Teams

### PLAYER OF THE MONTH

K	Graham Gano	October	Special Teams
---	-------------	---------	---------------

## 2017

### PLAYER OF THE WEEK

DE	Julius Peppers	Week 4 at New England	Defense
QB	Cam Newton	Week 10 vs Miami	Offense
LB	Luke Kuechly	Week 12 at New York Jets	Defense
RB	Jonathan Stewart	Week 14 vs Minnesota	Offense
WR	Damiere Byrd	Week 16 vs Tampa Bay	Special Teams

## 2016

### PLAYER OF THE WEEK

DT	Star Lotulelei	Week 8 vs Arizona	Defense
----	----------------	-------------------	---------

## 2015

### PLAYER OF THE WEEK

CB	Josh Norman	Week 4 at Tampa Bay	Defense
DT	Kawann Short	Week 6 at Seattle	Defense
QB	Cam Newton	Week 9 vs Green Bay	Offense
QB	Cam Newton	Week 11 vs Washington	Offense
LB	Luke Kuechly	Week 12 at Dallas	Defense
QB	Cam Newton	Week 13 at New Orleans	Offense
QB	Cam Newton	Week 15 at New York Giants	Offense
QB	Cam Newton	Week 17 vs Tampa Bay	Offense

### PLAYER OF THE MONTH

CB	Josh Norman	September	Defense
DT	Kawann Short	October	Defense
K	Graham Gano	November	Special Teams
DT	Kawann Short	December	Defense

## 2014

### PLAYER OF THE WEEK

QB	Cam Newton	Week 14 at New Orleans	Offense
S	Roman Harper	Week 17 at Atlanta	Defense

### ROOKIE OF THE MONTH

WR	Kelvin Benjamin	September	Offense
----	-----------------	-----------	---------

## 2013

### PLAYER OF THE WEEK

DE	Greg Hardy	Week 3 vs New York Giants	Defense
LB	Thomas Davis	Week 6 at Minnesota	Defense
LB	Luke Kuechly	Week 10 at San Francisco	Defense
LB	Luke Kuechly	Week 16 vs New Orleans	Defense
DE	Greg Hardy	Week 17 at Atlanta	Defense

# PLAYERS OF THE WEEK/MONTH

## PLAYER OF THE MONTH

LB	Thomas Davis	November	Defense
P	Brad Nortman	December	Special Teams

## 2012

### PLAYER OF THE WEEK

QB	Cam Newton	Week 12 at Philadelphia	Offense
LB	Luke Kuechly	Week 14 vs Atlanta	Defense

### ROOKIE OF THE MONTH

LB	Luke Kuechly	December	Defense
----	--------------	----------	---------

## 2011

### PLAYER OF THE WEEK

WR	Kealoha Pilares	Week 11 at Detroit	Special Teams
QB	Cam Newton	Week 13 at Tampa Bay	Offense

### ROOKIE OF THE MONTH

QB	Cam Newton	September	Offense
----	------------	-----------	---------

## 2009

### PLAYER OF THE WEEK

P	Jason Baker	Week 5 vs Washington	Special Teams
DE	Julius Peppers	Week 8 at Arizona	Defense
RB	Jonathan Stewart	Week 15 vs Minnesota	Offense
LB	Jon Beason	Week 16 at New York Giants	Defense

## 2008

### PLAYER OF THE WEEK

QB	Jake Delhomme	Week 4 vs Atlanta	Offense
RB	DeAngelo Williams	Week 14 vs Tampa Bay	Offense

### PLAYER OF THE MONTH

LB	Jon Beason	October	Defense
DE	Julius Peppers	November	Defense
RB	DeAngelo Williams	December	Offense

## 2007

### ROOKIE OF THE MONTH

QB	Matt Moore	December	Offense
----	------------	----------	---------

## 2006

### PLAYER OF THE WEEK

K	John Kasay	Week 3 at Tampa Bay	Special Teams
DE	Julius Peppers	Week 10 vs Tampa Bay	Defense
DE	Mike Rucker	Week 11 vs St. Louis	Defense

### PLAYER OF THE MONTH

DE	Julius Peppers	October	Defense
----	----------------	---------	---------

## 2005

### PLAYER OF THE WEEK

DE	Mike Rucker	Week 9 at Tampa Bay	Defense
RB	DeShaun Foster	Week 13 vs Atlanta	Offense

### PLAYER OF THE MONTH

WR	Steve Smith	October	Offense
----	-------------	---------	---------

## 2004

### PLAYER OF THE WEEK

RB	Nick Goings	Week 11 vs Arizona	Offense
K	John Kasay	Week 13 at New Orleans	Special Teams
LB	Dan Morgan	Week 14 vs St. Louis	Defense

### PLAYER OF THE MONTH

DE	Julius Peppers	November	Defense
----	----------------	----------	---------

## 2003

### PLAYER OF THE WEEK

RB	Stephen Davis	Week 2 at Tampa Bay	Offense
RB	Stephen Davis	Week 5 vs New Orleans	Offense
RB	Stephen Davis	Week 8 at New Orleans	Offense
K	John Kasay	Week 15 at Arizona	Special Teams
CB	Ricky Manning, Jr.	Divisional Playoffs at St. Louis (NFL)	Defense
CB	Ricky Manning, Jr.	NFC Championship at Philadelphia (NFL)	Defense

### PLAYER OF THE MONTH

K	John Kasay	October	Special Teams
DE	Mike Rucker	September	Defense

## 2002

### PLAYER OF THE WEEK

S	Deon Grant	Week 3 at Minnesota	Defense
PR	Steve Smith	Week 14 vs Cincinnati	Special Teams
CB	Terry Cousin	Week 17 at New Orleans	Defense

### PLAYER OF THE MONTH

	Mike Rucker	September	Defense
--	-------------	-----------	---------



# PLAYERS OF THE WEEK/MONTH

## ROOKIE OF THE MONTH

DE Julius Peppers October Defense

## 2001

### PLAYER OF THE WEEK

P Todd Sauerbrun Week 6 at Washington Special Teams

### PLAYER OF THE MONTH

P Todd Sauerbrun December Special Teams

## 2000

### PLAYER OF THE WEEK

K Joe Nedney Week 6 vs Seattle Special Teams

K Joe Nedney Week 10 at St. Louis Special Teams

CB Jimmy Hitchcock Week 14 vs St. Louis Defense

## 1999

### PLAYER OF THE WEEK

LB Kevin Greene Week 9 vs Philadelphia Defense

QB Steve Beuerlein Week 14 at Green Bay Offense

### PLAYER OF THE MONTH

WR Patrick Jeffers December Offense

## 1998

### PLAYER OF THE WEEK

KR Michael Bates Week 17 at Indianapolis Special Teams

## 1997

### PLAYER OF THE WEEK

K John Kasay Week 2 at Atlanta Special Teams

P Ken Walter Week 3 at San Diego Special Teams

CB Eric Davis Week 8 at New Orleans Defense

RB Fred Lane Week 10 vs Oakland Offense

## 1996

### PLAYER OF THE WEEK

K John Kasay Week 1 vs Atlanta Special Teams

K John Kasay Week 2 at New Orleans Special Teams

S Pat Terrell Week 11 vs New York Giants Defense

RB AnthonyJohnson Week 12 at St. Louis Offense

QB Kerry Collins Week 15 vs San Francisco Offense

LB Sam Mills Divisional Playoffs vs Dallas (NFL) Defense

### PLAYER OF THE MONTH

K John Kasay September Special Teams

LB Sam Mills November Defense

## 1995

### PLAYER OF THE WEEK

LB Sam Mills Week 7 vs New York Jets Defense

### PLAYER OF THE MONTH

LB Sam Mills November Defense

# THE LAST TIME

## 500 YARDS TOTAL OFFENSE

By Panthers: 570 vs. Detroit 12/24/22  
Playoffs: Has never happened  
By Opponents: 571 vs Minnesota 10/17/21  
Playoffs: Has never happened

## 400 YARDS TOTAL OFFENSE

By Panthers: 400 at Tampa Bay 1/1/23  
Playoffs: 467 vs Arizona 1/24/16  
By Opponents: 424 at Miami 10/15/23  
Playoffs: 410 at New Orleans 1/7/18

## 200 YARDS RUSHING OFFENSE

By Panthers: 204 at New Orleans 12/10/23  
Playoffs: 223 at New York Giants 1/8/06  
By Opponents: 241 at Cincinnati 11/6/22  
Playoffs: 201 at Green Bay 1/12/97

## 300 YARDS PASSING IN A GAME BY A PLAYER

By Panthers: 312, Bryce Young vs Green Bay 12/24/23  
Playoffs: 335, Cam Newton vs. Arizona 1/24/16  
By Opponents: 355, Jared Goff vs. Detroit 12/24/22  
Playoffs: 376, Drew Brees at New Orleans 1/7/18

## 400 YARDS PASSING IN A GAME BY A PLAYER

By Panthers: 432, Cam Newton vs. Green Bay 9/18/11  
Playoffs: Has never happened  
By Opponents: 432, Tom Brady at Tampa Bay 1/1/23  
Playoffs: Has never happened

## 3 TOUCHDOWN PASSES IN A GAME BY A PLAYER

By Panthers: Bryce Young at Detroit 10/8/23  
Playoffs: Jake Delhomme at Chicago 1/15/06  
By Opponents: Tua Tagovailoa at Miami 10/15/23  
Playoffs: Russell Wilson vs. Seattle 1/17/16

## 4 TOUCHDOWN PASSES IN A GAME BY A PLAYER

By Panthers: Kyle Allen at Arizona 9/22/19  
Playoffs: Has never happened  
By Opponents: Dak Prescott at Dallas 10/3/21  
Playoffs: Has never happened

## 5 TOUCHDOWN PASSES IN A GAME BY A PLAYER

By Panthers: Cam Newton at New York Giants 12/20/15  
Playoffs: Has never happened  
By Opponents: Ben Roethlisberger at Pittsburgh 11/8/18  
Playoffs: Has never happened

## 100 YARDS RECEIVING IN A GAME BY A PLAYER

By Panthers: 115, Adam Thielen at Miami 11/28/21  
Playoffs: 107, Greg Olsen and 101, Christian McCaffrey at New Orleans 1/7/18  
By Opponents: 162, Mike Evans at Tampa Bay 12/3/23  
Playoffs: 131 Michael Thomas and 115 Ted Ginn Jr. at New Orleans 1/7/18

## 200 YARDS RECEIVING IN A GAME BY A PLAYER

By Panthers: 201, Steve Smith vs. Minnesota 10/30/05  
Playoffs: 218, Steve Smith at Chicago 1/15/06  
By Opponents: 207, Mike Evans at Tampa Bay 1/1/23  
Playoffs: Has never happened

## 100 YARDS RECEIVING IN A GAME BY TWO PLAYERS

By Panthers: 118, Curtis Samuel and 101, DJ Moore vs. New Orleans 1/3/21  
Playoffs: 107, Greg Olsen and 101, Christian McCaffrey at New Orleans 1/7/18  
By Opponents: 207, Mike Evans and 120, Chris Godwin at Tampa Bay 1/1/23  
Playoffs: Has never happened

## 100 YARDS RECEIVING IN A GAME BY TWO PLAYERS AND 100 YARDS RUSHING BY A PLAYER

By Panthers: 122, Greg Olsen and 108, Kelvin Benjamin; and 100,

Fozy Whittaker vs. San Francisco 9/18/16  
Playoffs: 135, Steve Smith and 103, Mulsin Muhammad and 104, Stephen Davis vs. Dallas 1/3/04  
By Opponents: 138, Chris Carter and 106, Randy Moss; and 103, Robert Smith at Minnesota 11/19/00  
Playoffs: Has never happened

## 100 YARDS RECEIVING IN A GAME BY TWO PLAYERS, 100 YARDS RUSHING BY A PLAYER AND 300 YARDS PASSING BY A PLAYER IN A GAME

By Panthers: 122, Greg Olsen and 108, Kelvin Benjamin; 100, Fozy Whittaker; and 353, Cam Newton vs. San Francisco 9/18/16  
Playoffs: Has never happened  
By Opponents: 138, Chris Carter and 106, Randy Moss; 103, Robert Smith; and 357, Daunte Culpepper at Minnesota 11/19/00  
Playoffs: Has never happened

## 100 YARDS RECEIVING AND 100 YARDS RUSHING BY SAME PLAYER IN A GAME

By Panthers: Christian McCaffrey (125 rush, 112 receiving) vs. Seattle 11/25/18  
Playoffs: Has never happened  
By Opponents: Has never happened  
Playoffs: Has never happened

## 50 YARDS RECEIVING, 50 YARDS RUSHING, 50 YARDS PASSING BY SAME PLAYER IN A GAME

By Panthers: Christian McCaffrey (53 rush, 67 receiving, 50 passing) vs. New Orleans 12/17/18  
Playoffs: Has never happened  
By Opponents: Has never happened  
Playoffs: Has never happened

## 3 TOUCHDOWN RECEPTIONS IN A GAME BY A PLAYER

By Panthers: Steve Smith vs. Houston 9/16/07  
Playoffs: Has never happened  
By Opponents: Mike Evans at Tampa Bay 1/1/23  
Playoffs: Has never happened

## 100 YARDS RUSHING IN A GAME BY A PLAYER

By Panthers: 104, Chuba Hubbard at Tampa Bay 12/3/23  
Playoffs: 106, Jonathan Stewart vs. Seattle 1/17/16  
By Opponents: 102, Travis Etienne Jr. at Jacksonville 12/31/23  
Playoffs: 132, Shaun Alexander at Seattle 1/22/06

## 100 YARDS RUSHING IN A GAME BY TWO PLAYERS

By Panthers: 165, D'Onta Foreman and 125, Chuba Hubbard vs. Detroit 12/24/22  
Playoffs: Has never happened  
By Opponents: 147, Le'Veon Bell and 118, LeGarrette Blount vs. Pittsburgh 9/21/14  
Playoffs: Has never happened

## 100 YARDS RUSHING IN A GAME BY TWO PLAYERS AND 100 YARDS RECEIVING BY A PLAYER

By Panthers: 186, DeAngelo Williams and 115, Jonathan Stewart and 117, Steve Smith vs. Tampa Bay 12/8/08  
Playoffs: Has never happened  
By Opponents: Has never happened  
Playoffs: Has never happened

## 200 YARDS RUSHING IN A GAME BY A PLAYER

By Panthers: 210, DeAngelo Williams at New Orleans 12/30/12  
Playoffs: Has never happened  
By Opponents: 205, Matt Forte at Chicago 10/2/11  
Playoffs: Has never happened

## 3 TOUCHDOWNS RUSHING IN A GAME BY A PLAYER

By Panthers: D'Onta Foreman at Atlanta 10/30/22  
Playoffs: Has never happened  
By Opponents: Josh Jacobs vs Las Vegas 9/13/20  
Playoffs: Has never happened

# THE LAST TIME

## 4 TOUCHDOWNS RUSHING IN A GAME BY A PLAYER

By Panthers: DeAngelo Williams at NY Giants 12/21/08  
Playoffs: Has never happened  
By Opponents: Joe Mixon at Cincinnati 11/6/22  
Playoffs: Has never happened

## 2 INTERCEPTIONS IN A GAME BY A PLAYER

By Panthers: James Bradberry at Tampa Bay (London) 10/13/19  
Playoffs: Kurt Coleman vs. Arizona 1/24/16  
By Opponents: Kenny Moore II vs. Indianapolis 11/5/23  
Playoffs: Has never happened

## 3 INTERCEPTIONS IN A GAME BY A PLAYER

By Panthers: Deon Grant at Minnesota 9/22/02  
Playoffs: Ricky Manning at Philadelphia 1/18/04  
By Opponents: Andrew Adams at Tampa Bay 12/2/18  
Playoffs: Has never happened

## 3 OR MORE SACKS IN A GAME BY A PLAYER

By Panthers: 3, Mario Addison at Arizona 9/22/19  
Playoffs: 3, Kony Ealy vs. Denver 2/7/16  
By Opponents: 3, Josh Allen at Jacksonville 12/31/23  
Playoffs: Has never happened

## PUNT RETURNED FOR A TOUCHDOWN IN A GAME BY A PLAYER

By Panthers: 79, Ihmir Smith-Marsette at Chicago 11/9/23  
Playoffs: 59, Steve Smith at Seattle 1/22/06  
By Opponents: 83, Dontae Spencer vs. Denver 12/13/20  
Playoffs: Has never happened

## 2 PUNTS RETURNED FOR A TOUCHDOWN IN A GAME BY A PLAYER

By Panthers: 87, 61 Steve Smith vs. Cincinnati 12/8/02  
Playoffs: Has never happened  
By Opponents: 84, 71 Nyheim Hines at Indianapolis 12/22/19  
Playoffs: Has never happened

## KICKOFF RETURNED FOR A TOUCHDOWN IN A GAME BY A PLAYER

By Panthers: 103, Damiere Byrd vs. Tampa Bay 12/24/17  
Playoffs: Has never happened  
By Opponents: 99, Andre Roberts vs. Washington 11/22/15  
Playoffs: Has never happened

## INTERCEPTION RETURNED FOR A TOUCHDOWN IN A GAME BY A PLAYER

By Panthers: 61, Troy Hill at Miami 10/15/23  
Playoffs: 22, Luke Kuechly vs. Arizona 1/24/16  
By Opponents: 30, DaRon Bland vs. Dallas 11/19/23  
Playoffs: 90, Kam Chancellor at Seattle 1/10/15

## FUMBLE RETURNED FOR A TOUCHDOWN IN A GAME BY A PLAYER

By Panthers: Marquis Haynes Sr. vs. New Orleans 9/25/22  
Playoffs: Has never happened  
By Opponents: D'Marco Jackson at New Orleans 12/10/23  
Playoffs: Malik Jackson vs. Denver 2/7/16

## TWO DEFENSIVE RETURNS FOR TOUCHDOWN IN A GAME

By Panthers: Jeremy Chinn at Minnesota 11/29/20  
Playoffs: Has never happened  
By Opponents: Eddie Jackson 75-yard fumble return, Eddie Jackson 76-yard interception return at Chicago 10/22/17  
Playoffs: Has never happened

## PUNT BLOCKED

By Panthers: Frankie Luvu blocks Jordan Berry, returned for a touchdown by Kenny Robinson vs. Minnesota 10/17/21  
Playoffs: Has never happened  
By Opponents: Duke Riley blocks Lachlan Edwards, returned for touchdown by Justin Coleman at Miami 11/28/21  
Playoffs: Has never happened

## PUNT BLOCKED FOR A TOUCHDOWN

By Panthers: Frankie Luvu blocks Jordan Berry, returned for a touchdown by Kenny Robinson vs. Minnesota 10/17/21  
Playoffs: Has never happened  
By Opponents: Duke Riley blocks Lachlan Edwards, returned for touchdown by Justin Coleman at Miami 11/28/21  
Playoffs: Has never happened

## PUNT BLOCKED FOR A SAFETY

By Panthers: Greg Hardy blocks Matt Dodge punt out of end zone at New York Giants 9/12/10  
Playoffs: Has never happened  
By Opponents: Has never happened  
Playoffs: Has never happened

## PAT KICK MISSED

By Panthers: Eddy Piñeiro vs. Green Bay 12/24/23  
Playoffs: John Kasay at Chicago 1/15/06  
By Opponents: Anders Carlson vs. Green Bay 12/24/23  
Playoffs: Has never happened

## PAT KICK BLOCKED

By Panthers: CJ Henderson blocks Younghoe Koo kick vs. Atlanta 11/10/22  
Playoffs: Has never happened  
By Opponents: Isaac Rochell blocks Joey Slye kick at Los Angeles Chargers 9/27/20  
Playoffs: Has never happened

## BLOCKED PAT RETURNED FOR TWO POINT CONVERSION

By Panthers: Has never happened  
Playoffs: Has never happened  
By Opponents: Stephone Anthony returns Graham Gano PAT attempt blocked by Kevin Williams at New Orleans 12/06/15  
Playoffs: Has never happened

## SAFETY SCORED

By Panthers: Jalen Hurts fumbles at PHI 11, ball out of bounds in the end zone vs. Philadelphia 10/10/21  
Playoffs: Has never happened  
By Opponents: Sam Darnold pass incomplete short middle. PENALTY on Darnold, Intentional Grounding, 3 yards, enforced in end zone vs. N.Y. Giants 10/24/21  
Playoffs: Brad Nortman tackled in the end zone by Justin Bethel vs. Arizona 1/3/15

## FIELD GOAL BLOCKED

By Panthers: Carl Granderson blocks Zane Gonzalez's 50-yard field goal attempt vs. New Orleans 9/9/21  
Playoffs: Shane Burton blocks Adam Vinatieri 36-yard field goal attempt at New England 2/1/04  
By Opponents: CJ Henderson blocks Wil Lutz' 55-yard field goal attempt at New Orleans 1/8/23  
Playoffs: Has never happened

## BLOCKED FIELD GOAL RETURNED FOR TOUCHDOWN

By Panthers: Doug Evans returns John Carney 37-yard field goal 54 yards vs. San Diego 12/17/00 (kick blocked by Jay Williams)  
Playoffs: Has never happened  
By Opponents: Aeneas Williams returns John Kasay 37-yard field goal 72 yards vs. Arizona 11/19/95 (kick blocked by Seth Joyner)  
Playoffs: Has never happened

## TWO POINT ATTEMPT MADE

By Panthers: Raheem Blackshear vs. Green Bay 12/24/23  
Playoffs: Cam Newton pass to Mike Tolbert vs. Arizona 1/24/16  
By Opponents: Geno Smith pass to Tyler Lockett at Seattle 9/24/23  
Playoffs: Peyton Manning pass to Bennie Fowler vs. Denver 1/7/16

# THE LAST TIME

## TWO POINT ATTEMPT FAILED

- By Panthers: Christian McCaffrey rush attempt failed vs. San Francisco 10/9/22
- Playoffs: Jake Delhomme pass attempt failed vs. Arizona 1/10/08
- By Opponents: C.J. Stroud pass attempt failed vs. Houston 10/29/23
- Playoffs: Troy Aikman pass incomplete vs. Dallas 1/5/97

## TWO POINT CONVERSION ATTEMPT RETURNED FOR DEFENSIVE TWO POINTS

- By Panthers: Donte Jackson intercepted Drew Brees and returned for conversion score vs. New Orleans 12/17/18
- Playoffs: Has never happened
- By Opponents: Has never happened
- Playoffs: Has never happened

## 40 POINTS SCORED IN A GAME

- By Panthers: 42, vs. Tampa Bay 11/4/18
- Playoffs: 49, vs. Arizona 1/24/16
- By Opponents: 42, at Miami 10/15/23
- Playoffs: Has never happened

## 50 POINTS SCORED IN A GAME

- By Panthers: 52, vs. Cincinnati 12/8/02
- Playoffs: Has never happened
- By Opponents: 51, at San Francisco 10/27/19
- Playoffs: Has never happened

## SHUTOUT SCORED IN A GAME

- By Panthers: 20-0 vs. Detroit 11/22/20
- Playoffs: 23-0 at New York Giants 1/8/06
- By Opponents: 9-0 vs. Tampa Bay 1/7/24
- Playoffs: Has never happened

# DRAFT HISTORY

## 2024 COLLEGE DRAFT

Round	Pos	Player	College
1 (32)	WR	Xavier Legette*	South Carolina
2 (33)		Choice to Buffalo via New York Giants	
2 (39)		Choice to Los Angeles Rams via New York Giants	
2 (46)	RB	Jonathon Brooks^	Texas
3 (65)		Choice to New York Jets	
3 (72)	LB	Trevin Wallace#	Kentucky
4 (101)	TE	Ja'Tavion Sanders	Texas
5 (157)	CB	Chau Smith-Wade	Washington State
6 (200)	DT	Jaden Crumedy	Mississippi State
7 (240)	LB	Michael Barrett	Michigan

- \* Choice obtained from Buffalo along with 6(200) in exchange for 2(33) and 5(141).
- ^ Choice obtained from Indianapolis for 2(52), 5(142) and 5(155).
- # Choice obtained from the New York Jets along with 5(157) for for 3(65)
- \*\* Choice obtained from San Francisco along with 2(61), 4(132) and 2024-5 in exchange for running back Christian McCaffrey.
- ^^ Choice obtained from San Francisco along with 2(61), 3(93) and 2024-5 in exchange for running back Christian McCaffrey.

## 2023 COLLEGE DRAFT

Round	Pos	Player	College
1 (1)	QB	Bryce Young*	Alabama
1 (9)		Choice to Philadelphia via Chicago	
2 (39)	WR	Jonathan Mingo	Mississippi
2 (61)		Choice to Chicago via San Francisco^	
3 (76)		Choice to New England	
3 (80)	OLB	DJ Johnson#	Oregon
3 (93)		Choice to Pittsburgh via San Francisco**	
4 (114)	G	Chandler Zavala	NC State
4 (132)		Choice to Pittsburgh via San Francisco^^	
5 (145)	S	Jammie Robinson	Florida State
6 (187)		Choice to New England	
7 (226)		Choice to Jacksonville	

- \* Choice obtained from Chicago in exchange for wide receiver DJ Moore, 1(9), 2(61), 2024-1 and 2025-2.
- ^ Choice obtained from San Francisco along with 3(93), 4(132) and 2024-5 in exchange for running back Christian McCaffrey.
- # Choice obtained from Pittsburgh in exchange for 3(93) and 4(132).
- \*\* Choice obtained from San Francisco along with 2(61), 4(132) and 2024-5 in exchange for running back Christian McCaffrey.
- ^^ Choice obtained from San Francisco along with 2(61), 3(93) and 2024-5 in exchange for running back Christian McCaffrey.

## 2022 COLLEGE DRAFT

Round	Pos	Player	College
1 (6)	T	Ikem Ekwonu	NC State
2 (38)		Choice to New York Jets	
3 (70)		Choice to Jacksonville	
3 (94)	QB	Matt Corral*	Mississippi
4 (111)		Choice to New York Jets	
4 (120)	LB	Brandon Smith^	Penn State
4 (137)		Choice obtained from LAR via Houston/to NE	
5 (144)		Choice to Washington	
5 (149)		Choice to Washington	
6 (185)		Choice to Buffalo	
6 (189)	DE	Amaré Barno	Virginia Tech
6 (199)	OL	Cade Mays	Tennessee
7 (227)		Choice to Las Vegas	
7 (242)	CB	Kalon Barnes	Baylor

- \* Choice obtained from New England in exchange for 4(136) and 2023 third round pick.
- ^ Choice obtained from Washington along with 6(189) in exchange for 5(144) and 5(149)

## 2021 COLLEGE DRAFT

Round	Pos	Player	College
1 (8)	CB	Jaycee Horn	South Carolina
2 (39)		Choice to Chicago	
2 (52)		Choice obtained from Chicago/To Cleveland	
2 (59)	WR	Terrace Marshall Jr.*	LSU
3 (70)	OL	Brady Christensen^	BYU

3 (73)		Choice to Philadelphia	
3 (83)	TE	Tommy Tremble#	Notre Dame
3 (89)		Choice from Cleveland/To Houston	
4 (109)		Choice obtained from Houston/To Tennessee	
4 (113)		Choice to Cleveland	
4 (126)	RB	Chuba Hubbard**	Oklahoma State
5 (151)		Choice to Chicago	
5 (158)	DT	Daviyon Nixon^^	Iowa
5 (166)	CB	Keith Taylor##	Washington
6 (191)		Choice to Philadelphia	
6 (193)	OL	Deonte Brown	Alabama
6 (204)	WR	Shi Smith***	South Carolina
6 (222)	LS	Thomas Fletcher	Alabama
7 (232)	DT	Phil Hoskins^^^	Kentucky

- \* Choice obtained from Cleveland along with 3(89) in exchange for 2(52) and 4(113)
- ^ Choice obtained from Philadelphia in exchange for 3(73) and 6(191)
- # Choice obtained from Chicago along with 2(52) and 6(204) in exchange for 2(39) and 5(151).
- \*\* Choice obtained from Tennessee along with 5(166) and 7(232) in exchange for 4(109)
- ^^ Choice obtained from Houston along with 4(109) and 2022 fourth round choice in exchange for 3(89)
- ## Choice obtained from Tennessee along with 4(126) and 7(232) in exchange for 4(109)
- \*\*\*Choice obtained from Chicago along with 3(83) and 6(204) in exchange for 2(39) and 5(151).
- ^^^Choice obtained from Tennessee along with 4(126) and 5(166) in exchange for 4(109)

## 2020 COLLEGE DRAFT

Round	Pos	Player	College
1 (7)	DT	Derrick Brown	Auburn
2 (38)	DE	Yetur Gross-Matos	Penn State
2 (64)	S	Jeremy Chinn*	Southern Illinois
3 (69)		Choice to Seattle	
4 (113)	CB	Troy Pride Jr.	Notre Dame
5 (148)		Choice to Seattle**	
5 (152)	S	Kenny Robinson	West Virginia
6 (184)	DT	Bravion Roy	Baylor
7 (221)	CB	Stantley Thomas-Oliver	Florida International

- \* Choice obtained from Seattle in exchange for 3(69) and 5(148)
- \*\* Choice obtained from Washington in exchange for QB Kyle Allen

## 2019 COLLEGE DRAFT

Round	Pos	Player	College
1 (16)	DE	Brian Burns	Florida State
2 (37)	T	Greg Little*	Mississippi
2 (47)		Choice to Seattle	
3 (77)		Choice to Seattle	
3 (100)	QB	Will Grier†	West Virginia
4 (115)	LB	Christian Miller	Alabama
5 (154)	RB	Jordan Scarlett	Florida
6 (187)		Choice to Denver	
6 (212)	T	Dennis Daley**	South Carolina
7 (237)	WR	Terry Godwin#	Georgia

- \* Choice obtained from Seattle in exchange for 2(47) and 3(77)
- \*\* Choice obtained from Denver along with 7(237) in exchange for 6(187)
- # Choice obtained from Denver along with 6(212) in exchange for 6(187)
- † Compensatory selection

## 2018 COLLEGE DRAFT

Round	Pos	Player	College
1 (24)	WR	DJ Moore	Maryland
2 (55)	CB	Donte Jackson	LSU
3 (85)	S	Rashaan Galden*	Tennessee
3 (88)		Choice to Green Bay	
4 (101)	TE	Ian Thomas**	Indiana
5 (136)	DE	Marquis Haynes#	Mississippi
5 (147)		Choice from Green Bay/To Los Angeles Rams	
5 (161)	LB	Jermaine Carter	Maryland
6 (197)		Choice to Los Angeles Rams	
7 (234)	LB	Andre Smith##	North Carolina
7 (242)	DT	Kendrick Norton	Miami (Fla.)

# DRAFT HISTORY

\* Choice obtained from Buffalo in exchange for WR Kelvin Benjamin.

\*\* Choice obtained from Green Bay in exchange for 3(88).

# Choice obtained from Los Angeles Rams in exchange for 5(147) and 6(197).

## Choice obtained from Los Angeles Chargers through Buffalo in exchange for WR Kelvin Benjamin.

## 2017 COLLEGE DRAFT

Round	Pos	Player	College
1 (8)	RB	Christian McCaffrey	Stanford
2 (40)	WR	Curtis Samuel	Ohio State
2 (64)	T	Taylor Moton*	Western Michigan
3 (72)		Choice to New England	
3 (77)	DE	Daeshon Hall**	Texas A&M
3 (98)		Choice to Arizona†	
4 (115)		Choice to Arizona	
5 (152)	CB	Corn Elder	Miami (Fla.)
6 (192)	FB	Alex Armah	West Georgia
7 (233)	K	Harrison Butker#	Georgia Tech

† Compensatory selection  
 \* Choice obtained from New England in exchange for defensive end Kony Ealy and 2(64)  
 \*\* Choice obtained from Arizona in exchange for 3(98) and 4(115)  
 # Choice obtained from Cleveland along with punter Andy Lee in exchange for punter Kasey Redfern and 2018 4.

## 2016 COLLEGE DRAFT

Round	Pos	Player	College
1 (30)	DT	Verron Butler	Louisiana Tech
2 (62)	CB	James Bradberry	Samford
3 (77)	CB	Daryl Worley*	West Virginia
3 (93)		Choice to Cleveland	
4 (129)		Choice to Cleveland	
5 (141)	CB	Zack Sanchez**	Oklahoma
5 (168)		Choice to Cleveland	
6 (206)		Choice to Los Angeles	
7 (252)	TE	Beau Sandland	Montana State

\* Choice obtained from Cleveland along with 5(141) in exchange for 3(93), 4(129) and 5(168)  
 \*\* Choice obtained from Cleveland along with 3(77) in exchange for 3(93), 4(129) and 5(168)

## 2015 COLLEGE DRAFT

Round	Pos	Player	College
1 (25)	LB	Shaq Thompson	Washington
2 (41)	WR	Devin Funchess*	Michigan
2 (57)		Choice to St. Louis	
3 (89)		Choice to St. Louis	
4 (102)	G	Daryl Williams**	Oklahoma
4 (124)		Choice to Oakland	
5 (161)		Choice to Oakland	
5 (169)	LB	David Mayo†	Texas State
5 (174)	RB	Cameron Artis-Payne†	Auburn
6 (201)		Choice to St. Louis	
7 (242)		Choice to Oakland	

\* Choice obtained from St. Louis in exchange for 2(57), 3(89) and 6(201).  
 \*\* Choice obtained from Oakland in exchange for 4(124), 5(161) and 7(242)  
 † Compensatory selection

## 2014 COLLEGE DRAFT

Round	Pos	Player	College
1 (28)	WR	Kelvin Benjamin	Florida State
2 (60)	DE	Kony Ealy	Missouri
3 (92)	G	Trai Turner	Louisiana State
4 (128)	S	Tre Boston	North Carolina
5 (148)	CB	Bené Benwikere**	San Jose State
5 (168)		Choice to Minnesota	
6 (204)	RB	Tyler Gaffney	Stanford
7 (225)		Choice to Minnesota*	
7 (243)		Choice to San Francisco	

\* Choice obtained from New York Giants in exchange for LB Jon Beason  
 \*\* Choice obtained from Minnesota in exchange for 5(168) and

7(225).

## 2013 COLLEGE DRAFT

Round	Pos	Player	College
1 (14)	DT	Star Lotulelei	Utah
2 (44)	DT	Kawann Short	Purdue
3 (74)		Choice to San Francisco	
4 (108)	G	Edmund Kugbila	Valdosta State
5 (148)	LB	A.J. Klein	Iowa State
6 (182)	RB	Kenjon Barner	Oregon
7 (219)		Choice to Oakland	

## 2012 COLLEGE DRAFT

Round	Pos	Player	College
1 (9)	LB	Luke Kuechly	Boston College
2 (40)	G	Amini Silatolu	Midwestern State
3 (73)		Choice to Chicago	
4 (103)	DE	Frank Alexander*	Oklahoma
4 (104)	WR	Joe Adams	Arkansas
5 (143)	CB	Josh Norman	Coastal Carolina
6 (180)		Choice to San Francisco	
6 (207)	P	Brad Nortman†	Wisconsin
7 (216)	S	D.J. Campbell	California

\* Choice obtained from San Francisco in exchange for 6(180) and 2013 3(74).  
 † Compensatory selection

## 2011 COLLEGE DRAFT

Round	Pos	Player	College
1 (1)	QB	Cam J. Newton	Auburn
2 (33)		Choice to New England	
3 (65)	DT	Terrell McClain	South Florida
3 (97)	DT	Sione Fua†	Stanford
4 (98)	CB	Brandon Hogan	West Virginia
5 (132)	WR	Kealoha Pilares	Hawaii
6 (166)	LB	Lawrence Wilson	Connecticut
6 (203)	G	Zachary Williams†	Washington State
7 (204)		Choice to Green Bay	
7 (244)	T	Lee Ziemba†	Auburn

† Compensatory selection

## 2010 COLLEGE DRAFT

Round	Pos	Player	College
1 (17)		Choice to San Francisco	
2 (48)	QB	Jimmy Clausen	Notre Dame
3 (78)	WR	Brandon LaFell	Louisiana State
3 (89)	QB	Armani Edwards*	Appalachian State
4 (112)		Choice to New York Jets	
4 (124)	LB	Eric Norwood**	South Carolina
5 (144)		Choice to Kansas City	
6 (175)	DE	Greg Hardy#	Mississippi
6 (186)		Choice to Cleveland	
6 (198)	WR	David Gettis^	Baylor
6 (202)	DB	Jordan Pugh†	Texas A&M
6 (204)	QB	Tony Pike†	Cincinnati
7 (223)	DB	R.J. Stanford	Utah
7 (249)	DB	Robert McClain†	Connecticut

\* Choice obtained from New England in exchange for 2011 2(33).  
 \*\* Choice obtained from New York Jets along with 6(198) in exchange for 4(112).  
 # Choice obtained from Oakland along with 2009 7(216) in exchange for 2009 6(202).  
 ^ Choice obtained from New York Jets along with 4(124) in exchange for 4(112).  
 † Compensatory selection

## 2009 COLLEGE DRAFT

Round	Pos	Player	College
1 (28)		Choice to Philadelphia	
2 (43)	DE	Everette Brown*	Florida State
2 (59)	S	Sherrod Martin	Troy
3 (93)	DL	Corvey Irvin	Georgia
4 (111)	RB	Mike Goodson**	Texas A&M
4 (128)	FB	Tony Fiammetta	Syracuse
5 (163)	OT	Duke Robinson	Oklahoma
6 (202)		Choice to Oakland	

# DRAFT HISTORY

7 (216) CB Captain Munnerlyn# South Carolina  
 7 (237) T Choice to Miami  
 \* Choice obtained from San Francisco along with 4(111) in exchange for Carolina's 2010 1(17)  
 \*\* Choice obtained from San Francisco along with 2(43) in exchange for Carolina's 2010 1(17)  
 # Choice obtained from Oakland in exchange for 6(202) and 2010 6(175)

## 2008 COLLEGE DRAFT

Round	Pos	Player	College
1 (13)	RB	Jonathan Stewart	Oregon
1 (19)	T	Jeff Otah*	Pittsburgh
3 (67)	S	Charles Godfrey**	Iowa
3 (74)	LB	Dan Connor	Penn State
5 (141)	TE	Gary Barnidge#	Louisville
6 (181)	DT	Nick Hayden	Wisconsin
7 (221)	DE	Hilee Taylor	North Carolina
7 (241)	T	Geoff Schwartz†	Oregon
7 (250)	G	Mackenzey Bernadeau†	Bentley

\* Choice obtained from Philadelphia in exchange for 2(43), 4(109) and 2009 1(28)  
 \*\* Choice obtained from New York Jets along with 5(141) in exchange for defensive tackle Kris Jenkins  
 # Choice obtained from New York Jets along with 3(67) in exchange for defensive tackle Kris Jenkins  
 † Compensatory selection

## 2007 COLLEGE DRAFT

Round	Pos	Player	College
1 (25)	LB	Jon Beason*	Miami (FL)
2 (45)	WR	Dwayne Jarrett	Southern Cal
2 (59)	C	Ryan Kalil**	Southern Cal
3 (83)	DE	Charles Johnson	Georgia
4 (118)	WR	Ryne Robinson	Miami (OH)
5 (155)	TE	Dante Rosario	Oregon
5 (164)	LB	Tim Shaw†	Penn State
7 (237)	CB	C.J. Wilson	Baylor

\* Choice obtained from New York Jets along with 2(59) and 5(164) in exchange for 1(14) and 6(191)  
 \*\* Choice obtained from New York Jets along with 1(25) and 5(164) in exchange for 1(14) and 6(191)  
 † Choice obtained from New York Jets along with 1(25) and 2(59) in exchange for 1(14) and 6(191)

## 2006 COLLEGE DRAFT

Round	Pos	Player	College
1 (27)	RB	DeAngelo Williams	Memphis
2 (58)	CB	Richard Marshall	Fresno State
3 (88)	LB	James Anderson*	Virginia Tech
3 (89)	T	Rashad Butler	Miami (FL)
4 (121)	S	Nate Salley	Ohio State
5 (155)	TE	Jeff King	Virginia Tech
7 (234)	C/G	Will Montgomery	Virginia Tech
7 (237)	DE	Stanley McClover**	Auburn

\* Choice obtained from Chicago as compensation for restricted free agent Ricky Manning, Jr.  
 \*\* Choice obtained from Denver along with Jason Baker in exchange for P Todd Sauerbrun

## 2005 COLLEGE DRAFT

Round	Pos	Player	College
1 (14)	S/LB	Thomas Davis	Georgia
2 (54)	RB	Eric Shelton	Louisville
3 (79)	G	Evan Mathis	Alabama
3 (89)	DT	Atiyah Ellison	Missouri
4 (121)	QB	Sefan LeFors	Louisville
5 (149)	LB	Adam Seward	UNLV
5 (169)	C/T	Geoff Hangartner†	Texas A&M
5 (171)	S	Ben Emanuelt	UCLA
6 (189)	DE	Jovan Hays	Vanderbilt
6 (207)	G	Joe Berger†	Michigan Tech

† Compensatory selection

## 2004 COLLEGE DRAFT

Round	Pos	Player	College
1 (28)	DB	Chris Gamble*	Ohio State
1 (31)		Choice to San Francisco	
2 (62)	WR	Keary Colbert	Southern Cal

3 (94)	OT	Travelle Wharton	South Carolina
4 (126)		Choice to San Francisco	
5 (163)	WR	Drew Carter	Ohio State
6 (196)	LB	Sean Tufts	Colorado
7 (232)	TE	Michael Gaines	Central Florida

\* Choice obtained from San Francisco in exchange for 1(31) and 4(126)

## 2003 COLLEGE DRAFT

Round	Pos	Player	College
1 (8)	T	Jordan Gross	Utah
2 (50)	G	Bruce Nelson*	Iowa
3 (76)	TE	Mike Seidman	UCLA
3 (82)	CB	Ricky Manning, Jr.#	UCLA
4 (119)	S	Colin Branch**	Stanford
5 (145)	DT	Kindal Moorehead	Alabama
7 (226)	WR	Walter Young†	Illinois
7 (247)	FB	Casey Moore##	Stanford

\* Choice obtained from New England along with 4(120) in exchange for 2(45)  
 # Choice obtained from Denver in exchange for 4(108), 4(120) and 7(227)  
 \*\* Choice obtained from Miami along with defensive end Al Wallace in exchange for defensive end Jay Williams  
 † Choice obtained from Miami along with 7(247) in exchange for 6(181)  
 ## Choice obtained from Miami along with 7(226) in exchange for 6(181)

## 2002 COLLEGE DRAFT

Round	Pos	Player	College
1 (2)	DE	Julius Peppers	North Carolina
2 (34)	RB	DeShaun Foster	UCLA
3 (73)	LB	Will Witherspoon*	Georgia
4 (100)	CB	Dante Wesley	Ark. Pine Bluff
5 (137)	QB	Randy Fasani	Stanford
5 (145)	FB	Kyle Johnson**	Syracuse
6 (174)	TE	Keith Heinrich	Sam Houston St.
7a (213)	T	Pete Campion	North Dakota St.
7b (258)	CB	Brad Franklin†	SW Louisiana St.

\* Choice obtained from Cincinnati along with 5(145) in exchange for 3(67)  
 \*\* Choice obtained from Cincinnati along with 3(73) in exchange for 3(67)  
 † Compensatory selection

## 2001 COLLEGE DRAFT

Round	Pos	Player	College
1 (11)	LB	Dan Morgan	Miami (FL)
2 (44)	DT	Kris Jenkins	Maryland
3 (74)	WR	Steve Smith	Utah
4 (106)	QB	Chris Weinke	Florida State
5 (143)	DB	Jarrod Cooper	Kansas State
6 (175)	RB	Dee Brown	Syracuse
7 (211)	OL	Louis Williams	Louisiana State
7 (227)	TE	Mike Roberg*	Idaho

\* Choice obtained from Philadelphia in exchange for TE Luther Broughton 1999

## 2000 COLLEGE DRAFT

Round	Pos	Player	College
1 (12)		Choice to Washington	
1 (23)	DB	Rashard Anderson*	Jackson State
2 (57)	DB	Deon Grant**	Tennessee
3 (82)	OL	Leander Jordan	Indiana (PA)
4 (112)		Choice to Denver	
4 (120)	DL	Alvin McKinley†	Mississippi State
5 (147)	DL	Gillis Wilson	Southern
6 (182)	OL	Jeno James	Auburn
7 (221)	LB	Lester Towns	Washington

\* Choice obtained from Miami in exchange for

# DRAFT HISTORY

1998 2 (44)

\*\* Choice obtained from Tampa Bay along with 4(120) in exchange for 2(51)

† Choice obtained from Tampa Bay along with 2(57) in exchange for 2(51)

## 1999 COLLEGE DRAFT

Round	Pos	Player	College
1	(5)	Choice to Washington	
2	(34)	T Chris Terry*	Georgia
2	(38)	DE Michael Rucker	Nebraska
3	(67)	Choice to Denver	
4	(100)	LB Hannibal Navies	Colorado
5	(140)	Choice to Dallas	
6	(175)	DE Robert Daniel	N'Western State
7	(211)	DB Tony Booth	James Madison

\* Choice obtained from Indianapolis in exchange for CB Tyrone Poole

## 1999 EXPANSION DRAFT

Round	Pos	Player Lost	Team
6	(6)	LB Tarek Saleh	Cleveland

## 1998 COLLEGE DRAFT

Round	Pos	Player	College
1	(14)	DE Jason Peter	Nebraska
2	(44)	Choice to Miami	
3	(62)	DE Chuck Wiley*	Louisiana State
3	(73)	DL Mitch Marrow	Pennsylvania
4	(106)	WR Donald Hayes	Wisconsin
5	(136)	LB Jerry Jenson	Washington
6	(165)	S Damien Richardson	Arizona State
7	(196)	DL Viliami Maumau**	Colorado
7	(203)	Choice to Pittsburgh	
7	(228)†	WR Jim Turner	Syracuse

\* Choice obtained from Indianapolis as compensation for General Manager Bill Polian

\*\* Choice obtained from New Orleans as compensation for RFA Chad Cota

† Compensatory selection

## 1997 COLLEGE DRAFT

Round	Pos	Player	College
1	(27)	WR Rae Carruth	Colorado
2	(56)	S Mike Minter	Nebraska
3	(87)	LB Kinnon Tatum	Notre Dame
4	(122)	LB Tarek Saleh	Wisconsin
5	(157)	Choice to Oakland	
6	(189)	DL Matt Finkes	Ohio State
7	(228)	TE Kris Mangum	Mississippi

## 1996 COLLEGE DRAFT

Round	Pos	Player	College
1	(8)	RB T. Blakabutuka	Michigan
2	(43)	WR Muhsin Muhammad	Michigan State
3	(73)	RB Winslow Oliver	New Mexico
3	(88)	DL J.C. Price	Virginia Tech
4	(106)	G Norberto Garrido	Southern Cal
4	(111)	CB Emmanuel McDaniel*	East Carolina
5	(142)	RB Marquette Smith	Central Florida
6	(176)	Choice to Kansas City	
6	(192)	Choice to Pittsburgh	
6	(193)	FB Scott Greene	Michigan State
7	(217)	WR Donnell Baker	Southern
7	(234)	DL Kerry Hicks	Colorado

\* Choice obtained from Denver in exchange for 4(122), 5(159), 7(235)

## 1995 COLLEGE DRAFT

Round	Pos	Player	College
1	(5)	QB Kerry Collins*	Penn State
1	(22)	CB Tyrone Poole**	Fort Valley State
1	(29)	T Blake Brockermeyer†	Texas
2	(36)	DE Shawn King	NE Louisiana
4	(133)	G Frank Garcia	Washington
5	(135)	DB Mike Senters	Northwestern
5	(171)	G Andrew Peterson	Washington
6	(188)	DL Steve Strahan††	Baylor
6	(191)	QB Jerry Colquitt*	Tennessee
7	(209)	S Chad Cota	Oregon
7	(249)	DB Michael Reed	Boston College

\* Choice obtained from Cincinnati along with 2(36) in exchange for 1(1)

\*\* Choice obtained from Green Bay along with 6(188) in exchange for 1(32), 3(65), 6(173)

† Choice obtained from San Diego in exchange for 2(34), 3(98), 4(100)

†† Choice obtained from Kansas City in exchange for 1996 6(176)

° Choice obtained from Green Bay along with 1(22) in exchange for 1(32), 3(65), 6(173)

## 1995 NFL EXPANSION DRAFT

Round	Pos	Player	Team
1	(2)	CB Rod Smith	New England
2	(4)	T Harry Boatswain	San Francisco
3	(6)	TE Kurt Haws	Washington
4	(8)	DE Tyrone Rogers	Seattle
5	(10)	DE Mark Thomas	San Francisco
6	(12)	CB Tim McKeyer	Pittsburgh
7	(14)	C Curtis Whitley	San Diego
8	(16)	FB Howard Griffith	St. Louis Rams
9	(18)	NT Greg Kragen	Kansas City
10	(20)	S Cary Brabham	Oakland Raiders
11	(22)	LB Dave Garnett	Minnesota
12	(24)	LB Andre Powell	New York Giants
13	(26)	RB Dewell Brewer	Indianapolis
14	(28)	FB Bob Christian	Chicago
15	(30)	S Fred Foggie	Pittsburgh
16	(32)	WR Mark Carrier	Cleveland
17	(34)	C Mark Rodenhauser	Detroit
18	(36)	WR Steve Hawkins	New England
19	(38)	RB Brian O'Neal	Philadelphia
20	(40)	RB Derrick Lassic	Dallas
21	(42)	WR Richard Buchanan	St. Louis Rams
22	(44)	QB Doug Pederson	Miami
23	(46)	TE Vince Marrow	Buffalo
24	(48)	WR Larry Ryans	Detroit



# FREE AGENT HISTORY

## 2024 FREE AGENCY

### UNRESTRICTED FREE AGENTS

Pos	Player	Team
OLB	K'Lavon Chaisson	Jacksonville
OLB	Jadeveon Clowney	Baltimore
S	Jordan Fuller	Los Angeles Rams
G	Robert Hunt	Miami
CB	Dane Jackson	Buffalo
LB	Josey Jewell	Denver
G	Damien Lewis	Seattle
WR	David Moore	Tampa Bay
T	Yosh Nijman	Green Bay
DT	A'Shawn Robinson	New York Giants
S	Nick Scott	Cincinnati
OLB	DJ Wonnum	Minnesota

### UNRESTRICTED FREE AGENTS LOST

S	Jeremy Chinn	Washington
CB	Shaquill Griffin	Minnesota
OLB	Yetur Gross-Matos	San Francisco
LB	Kamu Grugier-Hill	Minnesota
CB	CJ Henderson	Houston
LB	Deion Jones	Buffalo
LB	Frankie Luvu	Washington
T	David Sharpe	Houston
WR	Laviska Shenault Jr.	New Orleans
DE	DeShawn Williams	Buffalo
TE	Giovanni Ricci	Cleveland

## 2023 FREE AGENCY

### UNRESTRICTED FREE AGENTS

Pos	Player	Team
S	Vonn Bell	Cincinnati
WR	Damiere Byrd	Atlanta
WR	DJ Chark Jr.	Detroit
QB	Andy Dalton	New Orleans
LB	Kamu Grugier-Hill	Arizona
TE	Hayden Hurst	Cincinnati
OL	Justin McCray	Houston
DB	Eric Rowe	Miami
RB	Miles Sanders	Philadelphia
DT	Shy Tuttle	New Orleans
DT	DeShawn Williams	Denver

### UNRESTRICTED FREE AGENTS LOST

QB	Sam Darnold	San Francisco
RB	D'Onta Foreman	Chicago
LB	Cory Littleton	Houston

### VETERAN FREE AGENTS

WR	Adam Thielen	Minnesota
----	--------------	-----------

## 2022 FREE AGENCY

### UNRESTRICTED FREE AGENTS

Pos	Player	Team
G/C	Bradley Bozeman	Baltimore
G	Austin Corbett	Los Angeles Rams
RB	D'Onta Foreman	Tennessee
WR	Rashard Higgins	Cleveland
LB	Damien Wilson	Jacksonville
S	Xavier Woods	Minnesota

### UNRESTRICTED FREE AGENTS LOST

RB	Ameer Abdullah	Las Vegas
LB	Jermaine Carter Jr.	Kansas City
WR	Alex Erickson	Washington
CB	Stephon Gilmore	Indianapolis
DT	DaQuan Jones	Buffalo
OLB	Haason Reddick	Philadelphia

### VETERAN FREE AGENTS

P	Johnny Hekker	Los Angeles Rams
DT	Matt Ioannidis	Washington
LB	Cory Littleton	Las Vegas
WR	Andre Roberts	Los Angeles Chargers
CB	Chris Westry	Baltimore

## 2021 FREE AGENCY

### UNRESTRICTED FREE AGENTS

Pos	Player	Team
TE	Dan Arnold	Arizona
OL	Pat Elflein	New York Jets
OL	Cam Erving	Dallas
DE	Morgan Fox	Los Angeles Rams
DT	DaQuan Jones	Tennessee
WR	David Moore	Seattle
LB	Denzel Perryman	Los Angeles Chargers
OLB	Haason Reddick	Arizona

### UNRESTRICTED FREE AGENTS LOST

FB	Alex Armah	New Orleans
WR	Pharoh Cooper	Jacksonville
RB	Mike Davis	Atlanta
CB	Rasul Douglas	Las Vegas
CB	Corn Elder	Detroit
C	Tyler Larsen	Washington
TE	Chris Manhertz	Jacksonville
G	Chris Reed	Indianapolis
WR	Curtis Samuel	Washington
OL	Michael Schofield	Denver

### VETERAN FREE AGENTS

CB	AJ Bouye	Denver
LB	Frankie Luvu	New York Jets

## 2020 FREE AGENCY

### UNRESTRICTED FREE AGENTS

Pos	Player	Team
QB	Teddy Bridgewater	New Orleans
S	Juston Burris	Cleveland
WR	Pharoh Cooper	Arizona
TE	Seth DeValve	Jacksonville
DL	Zach Kerr	Indianapolis
WR	Seth Roberts	Baltimore
DE	Stephen Weatherly	Minnesota

### UNRESTRICTED FREE AGENTS LOST

DE	Mario Addison	Buffalo
CB	James Bradberry	New York Giants
DT	Vernon Butler	Buffalo
DE	Wes Horton	Retired
DE	Bruce Irvin	Seattle
DT	Gerald McCoy	Dallas
G	Greg Van Roten	New York Jets
T	Daryl Williams	Buffalo

### VETERAN FREE AGENTS

CB	Eli Apple	New Orleans
WR	Keith Kirkwood	New Orleans
DE	DaVonte Lambert	Tampa Bay
G	John Miller	Cincinnati
G	Michael Schofield	LA Chargers
LB	Adarius Taylor	Cleveland
QB	PJ Walker	Houston Roughnecks (XFL)
LB	Tahir Whitehead	Oakland

## 2019 FREE AGENCY

### UNRESTRICTED FREE AGENTS

Pos	Player	Team
WR	Chris Hogan	New England
TE	Bruce Irvin	Atlanta
C	Matt Paradis	Denver

# FREE AGENT HISTORY

UNRESTRICTED FREE AGENTS LOST		
RB	Kenjon Barner	Atlanta
K	Chandler Catanzaro	New York Jets
LB	Thomas Davis	LA Chargers
WR	Devin Funchess	Indianapolis
DE	Wes Horton	New Orleans
LB	David Mayo	San Francisco
T	Marshall Newhouse	New Orleans

VETERAN FREE AGENTS		
DT	TJ Barnes	
DT	Woodrow Hamilton	
DT	Gerald McCoy	
WR	Aldrick Robinson	
WR	Rashad Ross	
DT	Destiny Vaeao	

## 2018 FREE AGENCY

UNRESTRICTED FREE AGENTS		
Pos	Player	Team
CB	Ross Cockrell	New York Giants
DT	Dontari Poe	Atlanta

UNRESTRICTED FREE AGENTS LOST		
TE	Ed Dickson	Seattle
WR	Charles Johnson	New York Jets
DT	Star Lotulelei	Buffalo
G	Andrew Norwell	Jacksonville

VETERAN FREE AGENTS		
S	Da'Norris Searcy	
G	Jeremiah Sirles	
WR	Jarius Wright	

## 2017 FREE AGENCY

UNRESTRICTED FREE AGENTS		
Pos	Player	Team
S	Mike Adams	Indianapolis
WR	Charles Johnson	Minnesota
T	Matt Kalil	Minnesota
DE	Julius Peppers	Green Bay
CB	Captain Munnerlyn	Minnesota
WR	Russell Shepard	Tampa Bay

UNRESTRICTED FREE AGENTS LOST		
WR	Ted Ginn, Jr.	New Orleans
CB	Leonard Johnson	Buffalo
LB	A.J. Klein	New Orleans
T	Mike Remmers	Minnesota

## 2016 FREE AGENCY

UNRESTRICTED FREE AGENTS		
Pos	Player	Team
C	Gino Gradkowski	Atlanta

UNRESTRICTED FREE AGENTS LOST		
S	Roman Harper	New Orleans
CB	Josh Norman	Washington
P	Brad Nortman	Jacksonville
C	Fernando Velasco	Buffalo

VETERAN FREE AGENTS		
S	Trenton Robinson	Washington
P	Mike Scifres	San Diego
DT	Paul Soliai	Atlanta

## 2015 FREE AGENCY

UNRESTRICTED FREE AGENTS		
Pos	Player	Team
S	Kurt Coleman	Kansas City

CB	Charles Tillman	Chicago
LB	Jason Trusnik	Miami

UNRESTRICTED FREE AGENTS LOST		
T	Byron Bell	Tennessee
CB	James Dockery	Oakland
DE	Greg Hardy	Dallas
G	Fernando Velasco	Tennessee

VETERAN FREE AGENTS		
WR	Jarrett Boykin	Green Bay
WR	Mike Brown	Jacksonville
WR	Ted Ginn, Jr.	Arizona
T	Michael Oher	Tennessee
RB	Jordan Todman	Jacksonville
CB	Teddy Williams	Jacksonville

## 2014 FREE AGENCY

UNRESTRICTED FREE AGENTS		
Pos	Player	Team
CB	Antoine Cason	Arizona
WR	Jerricho Cotchery	Pittsburgh
TE	Ed Dickson	Baltimore
WR	Tiquan Underwood	Tampa Bay
QB	Joe Webb	Minnesota

UNRESTRICTED FREE AGENTS LOST		
WR	Ted Ginn, Jr.	Arizona
WR	Domenik Hixon	Chicago
WR	Brandon LaFell	New England
LB	Jordan Senn	Chicago
CB	Captain Munnerlyn	Minnesota
S	Mike Mitchell	Pittsburgh

VETERAN FREE AGENTS		
WR	Jason Avant	
S	Thomas DeCoud	
DE	Alex Hall	
TE	Mike McNeil	
S	Roman Harper	

## 2013 FREE AGENCY

UNRESTRICTED FREE AGENTS		
Pos	Player	Team
LB	Chase Blackburn	New York Giants
CB	Drayton Florence	Detroit
WR	Ted Ginn, Jr.	San Francisco
WR	Domenik Hixon	New York Giants
S	Mike Mitchell	Oakland
CB	D.J. Moore	Chicago

UNRESTRICTED FREE AGENTS LOST		
TE	Gary Barnidge	Cleveland
WR	Louis Murphy	New York Giants
LB	Jason Phillips	Philadelphia
G	Mike Pollak	Cincinnati

VETERAN FREE AGENTS		
DT	Colin Cole	
S	Quintin Mikell	
G	Chris Scott	
G	Travelle Wharton	

## 2012 FREE AGENCY

UNRESTRICTED FREE AGENTS		
Pos	Player	Team
S	Haruki Nakamura	Baltimore
G	Mike Pollak	Indianapolis
S	Reggie Smith	San Francisco

# FREE AGENT HISTORY

FB Mike Tolbert San Diego

## UNRESTRICTED FREE AGENTS LOST

OL Mackenzy Bernadeau Dallas  
 LB Dan Connor Dallas  
 WR Legedu Naanee Miami

## VETERAN FREE AGENTS

P Nick Harris  
 LB Kenny Onatolu  
 DE Jyles Tucker

## 2011 FREE AGENCY

### UNRESTRICTED FREE AGENTS

Pos	Player	Team
S	Sean Considine	Jacksonville
DT	Ron Edwards	Kansas City
LB	Omar Gaither	Philadelphia
K	Olindo Mare	Seattle
WR	Legedu Naanee	San Diego

## UNRESTRICTED FREE AGENTS LOST

TE Jeff King Arizona  
 OT Derek Landri Philadelphia  
 K Rhys Lloyd New York Giants  
 CB Richard Marshall Arizona  
 QB Matt Moore Miami  
 TE Dante Rosario Denver

## VETERAN FREE AGENTS

QB Derek Anderson  
 CB Cletis Gordon  
 TE Ben Hartscock  
 S Kevin Payne  
 TE Jeremy Shockey

## 2010 FREE AGENCY

### UNRESTRICTED FREE AGENTS LOST

Pos	Player	Team
QB	A.J. Feeley	St. Louis
DE	Julius Peppers	Chicago
CB	Dante Wesley	Detroit

## VETERAN FREE AGENTS

S Aaron Francisco  
 S Marcus Hudson  
 DT Ed Johnson  
 C Steve Justice  
 T Rob Petitti  
 RB Josh Vaughan  
 WR Wallace Wright

## 2009 FREE AGENCY

### UNRESTRICTED FREE AGENTS LOST

Pos	Player	Team
C	Geoff Hangartner	Buffalo
WR	Mark Jones	Tennessee
OT	Frank Omiyale	Chicago
LB	Adam Seward	Indianapolis

## VETERAN FREE AGENTS

G Justin Geisinger

## 2008 FREE AGENCY

### UNRESTRICTED FREE AGENTS

Pos	Player	Team
DT	Tyler Brayton	Oakland
G	Milford Brown	St. Louis
DB	Ricardo Colclough	Cleveland
WR	D.J. Hackett	Seattle
LB	Landon Johnson	Cincinnati
DT	Ian Scott	Philadelphia

RB LaBrandon Toefield Jacksonville  
 G Keydrick Vincent Arizona

## UNRESTRICTED FREE AGENTS LOST

WR Drew Carter Oakland  
 WR Keary Colbert Denver  
 DB Marquand Manuel Denver  
 DT Kindal Moorehead Atlanta

## VETERAN FREE AGENTS

RB Stephen Davis\*\*  
 G Toniu Fonoti  
 DB Terrence Holt  
 WR Muhsin Muhammad  
 DT Darwin Walker  
 \*\*retired same day as signing

## 2007 FREE AGENCY

### UNRESTRICTED FREE AGENTS

Pos	Player	Team
S	Deke Cooper	San Francisco

## UNRESTRICTED FREE AGENTS LOST

LB Vinny Ciurciu Minnesota  
 LB Chris Draft St. Louis  
 TE Mike Seidman Indianapolis

## VETERAN FREE AGENTS

DE Dave Ball  
 QB David Carr  
 CB Curtis DeLoatch  
 DT Chad Lavalais  
 LB Terrence Melton  
 WR Kevin Youngblood

## 2006 FREE AGENCY

### UNRESTRICTED FREE AGENTS

Pos	Player	Team
LB	Keith Adams	Philadelphia
C	Justin Hartwig	Tennessee
DT	Maake Kemoatu	Baltimore
DT	Damione Lewis	St. Louis
S	Kevin McCadam	Atlanta
S	Shaun Williams	New York Giants

## UNRESTRICTED FREE AGENTS LOST

S Idrees Bashir Detroit  
 S Marlon McCree San Diego  
 DE Kemp Rasmussen Seattle  
 G Tutan Reyes Buffalo  
 S Dante Wesley Chicago  
 LB Will Witherspoon St. Louis

## VETERAN FREE AGENTS

LB Na'ii Diggs  
 CB Reggie Howard  
 WR Keyshawn Johnson  
 P Micah Knorr  
 DE Otis Leverette

## 2005 FREE AGENCY

### UNRESTRICTED FREE AGENTS

Pos	Player	Team
S	Idrees Bashir	Indianapolis
TE	Freddie Jones	Arizona
CB	Ken Lucas	Seattle
S	Marlon McCree	Houston
P	Tom Rouen	Seattle

# FREE AGENT HISTORY

**UNRESTRICTED FREE AGENTS LOST**  
 LB Brian Allen Washington  
 S Travares Tillman Miami

**VETERAN FREE AGENTS**  
 WR Eugene Baker  
 P Steve Cheek  
 LB Chris Draft  
 WR Javin Hunter  
 G Mike Wahle

## 2004 FREE AGENCY

**UNRESTRICTED FREE AGENTS**

Pos	Player	Team
OL	Travis Claridge	Atlanta
CB	Terrance Shaw	Oakland
LB	Brandon Short	New York Giants

**UNRESTRICTED FREE AGENTS LOST**  
 WR Kevin Dyson San Diego  
 LB Greg Favors Jacksonville  
 S Deon Grant Jacksonville  
 CB Reggie Howard Miami  
 G Jeno James Miami  
 TE Jermaine Wiggins Minnesota

## VETERAN FREE AGENTS

LB Jesse Armstead  
 CB Artrell Hawkins  
 WR Donald Hayes  
 OL Adam Meadows  
 G Rich Tylski  
 DT Rod Walker

## 2003 FREE AGENCY

**UNRESTRICTED FREE AGENTS**

Pos	Player	Team
G	Doug Brzezinski	Philadelphia
QB	Jake Delhomme	New Orleans
WR	Kevin Dyson	Tennessee
LB	Greg Favors	Buffalo
WR	Ricky Proehl	St. Louis

**UNRESTRICTED FREE AGENTS LOST**  
 LB Hannibal Navies Green Bay  
 C Jamar Nesbit Jacksonville

## VETERAN FREE AGENTS

RB Stephen Davis  
 DT Giradie Mercer  
 DE Kavika Pittman  
 LB Marquis Smith

## 2002 FREE AGENCY

**UNRESTRICTED FREE AGENTS**

Pos	Player	Team
CB	Terry Cousin	Miami
QB	Rodney Peete	Oakland
RB	Lamar Smith	Miami

**UNRESTRICTED FREE AGENTS LOST**  
 TE Luther Broughton Chicago  
 DT Larry Chester Miami  
 WR Donald Hayes New England  
 FB Chris Hetherington St. Louis

## VETERAN FREE AGENTS

RB Michael Bates  
 LB Jermaine Benoit  
 DT Shane Burton  
 DT James Clyburn  
 LB Mark Fields  
 G Derrick Fletcher  
 LB Brad Jackson

CB DeRon Jenkins  
 G Scott Kiernan  
 DT Emarlos Leroy  
 OL Chris Snyder  
 CB Cordell Taylor  
 CB Fred Vinson

## 2001 FREE AGENCY

**UNRESTRICTED FREE AGENTS**

Pos	Player	Team
TE	Luther Broughton	Philadelphia
DT	Brentson Buckner	San Francisco
G	Kevin Donnalley	Miami
LB	Jason Kyle	San Francisco
C	Jeff Mitchell	Baltimore
RB	Adrian Murrell	Washington

**UNRESTRICTED FREE AGENTS LOST**  
 G Matt Campbell Washington  
 C Frank Garcia St. Louis  
 K Joe Nedney Tennessee

## VETERAN FREE AGENTS

T Jon Blackman  
 P Will Brice  
 DT Larry Chester  
 DT Harry Deligianis  
 RB Chad Dukes  
 LB Ron Merkerson  
 RB Wilmont Perry  
 P Todd Sauerbrun  
 T Todd Steussie  
 WR Jim Turner  
 OL T.J. Washington

## 2000 FREE AGENCY

**UNRESTRICTED FREE AGENTS**

Pos	Player	Team
OL	James Dexter	Arizona
CB	Jimmy Hitchcock	Minnesota
DE	Chuck Smith	Atlanta
DE	Jay Williams	St. Louis

**UNRESTRICTED FREE AGENTS LOST**  
 WR Norberto Davidds-Garrido Arizona

## VETERAN FREE AGENTS

WR Karl Hankton  
 RB Natrone Means  
 WR Larry Ryans  
 LB Lee Woodall

## 1999 FREE AGENCY

**UNRESTRICTED FREE AGENTS**

Pos	Player	Team
QB	Steve Bono	St. Louis
DE	Antonio Edwards	Atlanta
T	Clarence Jones	New Orleans
LB	Donta Jones	Pittsburgh
TE	Brian Kinchen	Baltimore
WR	Todd Kinchen	Atlanta
DB	Roderick Mullen	Green Bay
S	Mike Scurlock	St. Louis
LB	Steve Tovar	San Diego
LB	Dean Wells	Seattle
P	Klaus Wilmsmeyer	Miami

**UNRESTRICTED FREE AGENTS LOST**  
 T Blake Brockermeyer Chicago  
 WR Raghbi Ismail Dallas

# FREE AGENT HISTORY

DE	Shawn King	Indianapolis
QB	Shane Matthews	Chicago
DB	Lenny McGill	Seattle

## VETERAN FREE AGENTS

T	Steven Conley
DE	Eric England
LB	Ray Farmer
FB	Chris Hetherington
S	Lamar Lyons
LB	Samuel Manuel
WR	Iheanyi Uwaezuoke

## 1998 FREE AGENCY

### UNRESTRICTED FREE AGENTS

Pos	Player	Team
S	Brent Alexander	Arizona
LB	Earnest Dixon	New Orleans
CB	Doug Evans	Green Bay
FB	William Floyd	San Francisco
DE	Sean Gilbert*	Washington
DB	Derwin Gray	Indianapolis
G	Corbin Lacina	Buffalo
S	Brett Maxie**	San Francisco
DB	Leonard Wheeler	Minnesota
*	franchise player	
**	retired same day as signing	

### UNRESTRICTED FREE AGENTS LOST

LB	Myron Baker	Indianapolis
G	Matt Elliott	Atlanta
TE	Walter Rasby	Detroit
S	Pat Terrell	Green Bay

## VETERAN FREE AGENTS

LB	Jeff Brady
OL	Bernard Dafney
FB	Mike Dulaney
LB	Kevin Greene
G	Shane Hannah
LB	Eddie Mason
TE	Brian Wiggins

## 1997 FREE AGENCY

### UNRESTRICTED FREE AGENTS

Pos	Player	Team
LB	Micheal Barrow	Tennessee
WR	Ernie Mills	Pittsburgh
DE	Ray Seals	Pittsburgh

### UNRESTRICTED FREE AGENTS LOST

FB	Bob Christian	Atlanta
WR	Willie Green	Denver
FB	Howard Griffith	Denver
DE	Mark Thomas	Chicago

## VETERAN FREE AGENTS

LB	Ray Jacobs
RB	Brian O'Neal

## 1996 FREE AGENCY

### UNRESTRICTED FREE AGENTS

Pos	Player	Team
QB	Steve Beuerlein	Jacksonville
LB	Duane Bickett	Seattle
CB	Eric Davis	San Francisco
LB	Kevin Greene	Pittsburgh
T	Greg Skrepenak	Oakland
TE	Wesley Walls	New Orleans

RB	Derrick Moore	Detroit
QB	Frank Reich	New York Jets
CB	Rod Smith	Minnesota

## VETERAN FREE AGENTS

WR	Michael Bates
DT	Les Miller
WR	Terry Obee
S	Damon Pieri
QB	Kelly Stouffer

## 1995 FREE AGENCY

### UNRESTRICTED FREE AGENTS

Pos	Player	Team
RB	Randy Baldwin	Cleveland
P	Tommy Barnhardt	New Orleans
WR	Don Beebe	Buffalo
LB	Darion Conner	New Orleans
DE	Mike Fox	New York Giants
T	Derrick Graham	Kansas City
K	John Kasay	Seattle
LB	Lamar Lathon	Houston
S	Brett Maxie	Atlanta
TE	Pete Metzelaars	Buffalo
LB	Sam Mills	New Orleans
QB	Frank Reich	Buffalo
LB	Frank Stams	Cleveland
WR	Dwight Stone	Pittsburgh
RB	Vernon Turner	Tampa Bay
DE	Gerald Williams	Pittsburgh
CB	James Williams	Arizona

## VETERAN FREE AGENTS

LB	Carlton Bailey
DL	Jeff Fields
RB	Eddie Fuller
RB	Judd Garrett
CB	Alan Haller
CB	Steve Lofton
S	Bubba McDowell
WR	Brian Wiggins

# TRADE HISTORY

Date	Acquired	From	In Exchange For
04/22/95	1995 1st Round (5) Draft Choice	Cincinnati	1995 1st Round (1) Draft Choice 1995 2nd Round (36) Draft Choice
04/22/95	1995 1st Round (22) Draft Choice 1995 6th Round (188) Draft Choice	Green Bay	1995 1st Round (32) Draft Choice 1995 3rd Round (65) Draft Choice 1995 6th Round (173) Draft Choice
04/22/95	1995 1st Round (29) Draft Choice	San Diego	1995 2nd Round (34) Draft Choice 1995 3rd Round (98) Draft Choice 1995 4th Round (100) Draft Choice
04/23/95	1995 6th Round (191) Draft Choice	Kansas City	1996 6th Round (176) Draft Choice
05/30/95	Barry Foster	Pittsburgh	1996 6th Round (192) Draft Choice
08/21/95	Ray Ethridge	Cleveland	Past Considerations
08/29/95	Travis Hill	Cleveland	Michael Bates
04/21/96	1996 4th Round (111) Draft Choice	Denver	1996 4th Round (122) Draft Choice 1996 5th Round (159) Draft Choice 1996 7th Round (235) Draft Choice
08/25/96	Raghib Ismail	Oakland	1997 5th Round (157) Draft Choice
08/24/97	Israel Raybon	Pittsburgh	1998 7th Round (203) Draft Choice
04/16/98	2000 1st Round (23) Draft Choice	Miami	1998 2nd Round (44) Draft Choice
07/23/98	1999 2nd Round (34) Draft Choice	Indianapolis	Tyrone Poole
03/01/99	Jeff Lewis	Denver	1999 3rd Round (67) Draft Choice, 2000 4th Round (112) Draft Choice
08/05/99	Undisclosed Draft Choice	Green Bay	Jamie Wilson
09/05/99	2001 7th Round (227) Draft Choice	Philadelphia	Luther Broughton
04/15/00	2000 2nd Round (57) Draft Choice 2000 4th Round (120) Draft Choice	Tampa Bay	2000 2nd Round (51) Draft Choice
04/21/00	Spencer Reid	Indianapolis	Fred Lane
09/02/01	Perry Phenix	Tennessee	Undisclosed Draft Choice
04/20/02	2002 3rd Round (73) Draft Choice 2002 5th Round (145) Draft Choice	Cincinnati	2002 3rd Round (67) Draft Choice
07/19/02	Al Wallace 2003 4th Round (119) Draft Choice	Miami	Jay Williams
04/26/03	2003 2nd Round (50) Draft Choice 2003 4th Round (120) Draft Choice	New England	2003 2nd Round (45) Draft Choice
04/26/03	2003 3rd Round (82) Draft Choice	Denver	2003 4th Round (108) Draft Choice 2003 4th Round (120) Draft Choice 2003 7th Round (227) Draft Choice
04/27/03	2003 7th Round (226) Draft Choice 2003 7th Round (247) Draft Choice	Miami	2003 6th Round (181) Draft Choice
04/24/04	2004 1st Round (28) Draft Choice	San Francisco	2004 1st Round (31) Draft Choice 2004 4th Round (127) Draft Choice
08/25/04	Javier Collins	Dallas	Conditional Draft Choice
09/04/04	Todd Fordham	Pittsburgh	2005 7th Round (228) Draft Choice
04/23/05	2005 2nd Round (54) Draft Choice 2005 4th Round (121) Draft Choice 2005 4th Round (126) Draft Choice	Seattle	2005 2nd Round (45) Draft Choice
04/23/05	2005 3rd Round (89) Draft Choice	Green Bay	2005 4th Round (115) Draft Choice 2005 4th Round (126) Draft Choice

# TRADE HISTORY

Date	Acquired	From	In Exchange For
05/19/05	Jason Baker 2006 7th Round (237) Draft Choice	Denver	Todd Sauerbrun
07/28/05	Rod Gardner	Washington	2006 6th Round (196) Draft Choice
04/28/07	2007 1st Round (25) Draft Choice 2007 2nd Round (59) Draft Choice 2007 5th Round (164) Draft Choice	New York Jets	2007 1st Round (14) Draft Choice 2007 6th Round (191) Draft Choice
08/03/07	Chris Harris	Chicago	2008 5th Round (142) Draft Choice
02/29/08	2008 3rd Round (67) Draft Choice, 2008 5th Round (141) Draft Choice	New York Jets	Kris Jenkins
04/26/08	2008 1st Round (19) Draft Choice	Philadelphia	2008 2nd Round (43) Draft Choice 2008 4th Round (109) Draft Choice 2009 1st Round (28) Draft Choice
08/30/08	Josh McCown	Miami	2009 7th Round (237) Draft Choice
04/13/09	J.J. Jansen	Green Bay	2011 7th Round (204) Draft Choice
0/4/25/09	2009 2nd Round (43) Draft Choice 2009 4th Round (111) Draft Choice	San Francisco	2010 1st Round (17) Draft Choice
04/26/99	2009 7th Round (216) Draft Choice 2010 6th Round (175) Draft Choice	Oakland	2009 6th Round (202) Draft Choice
09/01/09	Louis Leonard	Cleveland	2010 6th Round (186) Draft Choice
10/20/09	Tank Tyler	Kansas City	2010 5th Round (144) Draft Choice
04/23/10	2010 3rd Round (89) Draft Choice	New England	2011 2nd Round (33) Draft Choice
04/24/10	2010 4th Round (124) Draft Choice 2010 6th Round (198) Draft Choice	New York Jets	2010 4th Round (112) Draft Choice
04/27/10	Jamar Williams	Chicago	Chris Harris
07/29/11	Greg Olsen	Chicago	2012 3rd Round (73) Draft Choice
03/30/12	Bruce Campbell	Oakland	Mike Goodson
04/28/12	2012 4th Round (103) Draft Choice	San Francisco	2012 6th Round (180) Draft Choice 2013 3rd Round (74) Draft Choice
07/24/12	Louis Murphy	Oakland	2013 7th Round (219) Draft Choice
08/31/12	Colin Jones	San Francisco	2014 7th Round (243) Draft Choice
10/04/13	2014 7th Round (225) Draft Choice	New York Giants	Jon Beason
05/10/14	2014 5th Round (148) Draft Choice	Minnesota	2014 5th Round (168) Draft Choice 2014 7th Round (225) Draft Choice
08/19/14	Conditional 2015 7th Round Draft Choice	Philadelphia	Kenjon Barner
05/01/15	2015 2nd Round (41) Draft Choice	St. Louis	2015 2nd Round (57) Draft Choice 2015 3rd Round (89) Draft Choice 2015 6th Round (201) Draft Choice
05/02/15	2015 4th Round (102) Draft Choice	Oakland	2014 4th Round (124) Draft Choice 2014 5th Round (161) Draft Choice 2014 7th Round (242) Draft Choice
09/29/15	Jared Allen	Chicago	2016 6th Round (206) Draft Choice
04/29/16	2016 3rd Round (77) Draft Choice 2016 5th Round (141) Draft Choice	Cleveland	2016 3rd Round (93) Draft Choice 2016 4th Round (129) Draft Choice 2016 5th Round (168) Draft Choice

# TRADE HISTORY

Date	Acquired	From	In Exchange For
08/29/16	Andy Lee 2017 7th Round (233) Draft Choice	Cleveland	Kasey Redfern 2018 4th Round Draft Choice
03/11/17	2017 2nd Round (64) Draft Choice	New England	Kony Ealy 2017 3rd Round (72) Draft Choice
04/28/17	2017 3rd Round (77) Draft Choice	Arizona	2017 3rd Round (98) Draft Choice 2017 4th Round (115) Draft Choice
09/3/17	Kevon Seymour	Buffalo	Kaelin Clay 2019 7th Round Draft Choice
10/31/17	2018 3rd Round (85) Draft Choice 2018 7th Round (234) Draft Choice	Buffalo	Kelvin Benjamin
03/14/18	Torrey Smith	Philadelphia	Daryl Worley
04/27/18	2018 4th Round (101) Draft Choice 2018 4th Round (147) Draft Choice	Green Bay	2018 3rd Round (88) Draft Choice
04/28/18	2018 4th Round (136) Draft Choice	Los Angeles Rams	2018 5th Round (147) Draft Choice 2018 6th Round (197) Draft Choice
09/01/18	Corey Robinson	Detroit	2019 7th Round Draft Choice
09/25/18	Marshall Newhouse	Buffalo	2021 7th Round Draft Choice
04/25/19	2019 2nd Round (37) Draft Choice	Seattle	2019 2nd Round (47) Draft Choice 2019 3rd Round (77) Draft Choice
04/26/19	2019 6th Round (212) Draft Choice 2019 7th Round (237) Draft Choice	Denver	2019 6th Round (187) Draft Choice
03/04/20	Russell Okung	LA Chargers	Trai Turner
03/23/20	2020 5th Round (148) Draft Choice	Washington	Kyle Allen
04/24/20	2020 3rd Round (69) Draft Choice 2020 5th Round (148) Draft Choice	Seattle	2020 2nd Round (64) Draft Choice
08/31/20	2023 7th Round Draft Choice	Buffalo	Andre Smith
04/02/21	2021 2nd Round (52) Draft Choice 2021 3rd Round (83) Draft Choice 2021 6th Round (204) Draft Choice	Chicago	2021 2nd Round (39) Draft Choice 2021 5th Round (151) Draft Choice
04/05/21	Sam Darnold	New York Jets	2021 6th Round Draft Choice (226) 2022 2nd Round Draft Choice (38) 2022 4th Round Draft Choice (110)
04/30/21	2021 6th Round (191) Draft Choice	Denver	Teddy Bridgewater
04/30/21	2021 2nd Round Draft Choice (59) 2021 3rd Round Draft Choice (89)	Cleveland	2021 2nd Round Draft Choice (52) 2021 4th Round Draft Choice (113)
04/30/21	2021 3rd Round Draft Choice (70)	Philadelphia	2021 3rd Round Draft Choice (73) 2021 6th Round Draft Choice (191)
05/01/21	2021 4th Round Draft Choice (109) 2021 5th Round Draft Choice (158) 2022 4th Round Draft Choice	Houston	2021 3rd Round Draft Choice (89)
05/01/21	2021 4th Round Draft Choice (126) 2021 5th Round Draft Choice (166) 2021 7th Round Draft Choice (232)	Tennessee	2021 3rd Round Draft Choice (109)
08/17/21	2022 7th Round Draft Choice (245)	Miami	Greg Little
08/25/21	2022 6th Round Draft Choice (198)	Las Vegas	Denzel Perryman 2022 7th Round Draft Choice (225)
08/26/21	Ryan Santos	New York Giants	2022 Conditional 7th Round Draft Choice
08/30/21	Darryl Johnston	Buffalo	2022 6th Round Draft Choice (184)
09/27/21	CJ Henderson 2022 5th Round Draft Choice (144)	Jacksonville	Dan Arnold 2022 3rd Round Draft Choice (70)
10/06/21	Stephon Gilmore	New England	2023 6th Round Draft Choice
04/30/22	2022 3rd Round Choice (94)	New England	2022 4th Round Draft Choice (137) 2023 3rd Round Draft Choice
04/30/22	2022 4th Round Choice (120) 2022 6th Round Choice (189)	Washington	2022 5th Round Draft Choice (144) 2022 5th Round Draft Choice (149)
07/06/22	Baker Mayfield	Cleveland	2024 5th Round Draft Choice
08/30/22	Laviska Shenault Jr.	Jacksonville	2023 7th Round Draft Choice (226) 2024 6th Round Draft Choice
8/30/22	2024 5th Round Draft Choice	Tennessee	Dennis Daley 2024 7th Round Draft Choice



# TRADE HISTORY

Date	Acquired	From	In Exchange For
10/17/22	2024 6th Round Draft Choice 2025 7th Round Draft Choice	Arizona	Robbie Anderson
10/21/22	2023 2nd Round Draft Choice (61) 2023 3rd Round Draft Choice (93) 2023 4th Round Draft Choice (132) 2024 5th Round Draft Choice	San Francisco	Christian McCaffrey
03/15/23	2023 1st Round Draft Choice (1)	Chicago	DJ Moore 2023 1st Round Draft Choice (9) 2023 2nd Round Draft Choice (61) 2024 1st Round Draft Choice 2025 2nd Round Draft Choice
08/28/23	Ihmir Smith-Marsette	Kansas City	2025 Conditional 7th Round Draft Choice
03/13/24	Diontae Johnson 2024 7th Round Draft Choice (240)	Pittsburgh	Donte Jackson 2024 6th Round Draft Choice (178)
03/13/24	2024 2nd Round Draft Choice (39) 2024 5th Round Draft Choice (141) 2025 5th Round Draft Choice	New York Giants	Brian Burns 2024 5th Round Draft Choice (166)

# POSTSEASON HISTORY

## NFC DIVISIONAL PLAYOFFS CAROLINA 26 – DALLAS 17

January 5, 1997  
Ericsson Stadium • Charlotte, NC

WEATHER: Partly Cloudy, 67°, Wind SW 15 mph - ATTENDANCE: 72,808 - TIME: 2:58

In the first playoff game in team history, the Carolina Panthers stuck to a formula that had worked all season, using an opportunistic offense, a Sam Mills-led defense, solid special teams and an uplifting record-sized crowd to defeat the defending Super Bowl Champion Dallas Cowboys, 26-17.

Running back Anthony Johnson earned his sixth 100-yard game of the season behind a performance by the offensive line which did not allow quarterback Kerry Collins to be sacked all day. Collins completed a workmanlike 12-of-22 passes for 100 yards and two touchdowns, and directed the team to 17 first-half points. The defense supplied a team effort with interceptions by Chad Cota, Pat Terrell and Mills and sacks by Lamar Lathon and Les Miller, while successfully executing three goal-line stands from inside their own five-yard line. Kicker John Kasay converted on all four field goal attempts.

The Cowboys took a 3-0 lead on a 22-yard field goal before a Collins pass to Wesley Walls following a 68-yard drive put the Panthers ahead 7-3. After trading touchdowns, the Cowboys got within three following a Panthers safety when a snap sailed over punter Rohn Stark's head. Cota's interception on Dallas' ensuing possession, however, set up a 24-yard Kasay field goal and a 17-11 halftime lead.

The two teams traded field goals in the third quarter and again to begin the fourth, with Chris Boniol converting twice from 21 and Kasay twice from 40. After the Panthers downed a Stark punt at the one, Terrell's interception set up a Kasay 32-yard conversion, before Mills' interception and return to the one-yard line, sealed the game.

### OFFICIALS

Referee — Johnny Grier (23) Umpire — Jim Quirk (5) Head Linesman — Mark Baltz (26) Line Judge — Jeff Bergman (32)  
Field Judge — Ron Spittler (119) Side Judge — Ron Liebsack (76) Back Judge — Scott Steenson (88)

### STARTING LINEUPS

#### Dallas Cowboys

Offense		Defense	
WR 85	K. Williams	LDE 92	T. Tolbert
LT 71	M. Tuinei	LDT 95	C. Hennings
LG 61	N. Newton	RDT 75	T. Casillas
C 53	R. Donaldson	RDE 96	S. Carver
RG 73	L. Allen	SLB 51	B. Thomas
RT 79	E. Williams	MLB 55	F. Strickland
TE 86	E. Bjornson	WLB 59	D. Smith
WR 88	M. Irvin	LCB 26	K. Smith
QB 8	T. Aikman	RCB 21	D. Sanders
FB 48	T. Johnston	SS 28	D. Woodson
RB 22	E. Smith	FS 30	G. Teague

#### Carolina Panthers

Offense		Defense	
WR 86	W. Green	LDE 93	M. Fox
LT 66	M. Campbell	NT 71	G. Kragen
LG 52	M. Elliott	RDE 98	G. Williams
C 65	F. Garcia	LOLB 91	K. Greene
RG 75	G. Skrepenak	LILB 51	S. Mills
RT 76	N. Garrido	RILB 54	C. Bailey
TE 85	W. Walls	ROLB 57	L. Lathon
WR 85	M. Carrier	LCB 25	E. Davis
QB 12	K. Collins	RCB 38	T. Poole
FB 30	H. Griffith	SS 39	B. Maxie
RB 23	A. Johnson	FS 40	P. Terrell

**CAROLINA SUBSTITUTIONS:** P 3 R. Stark, PK 4 J. Kasay, RB 20 W. Oliver, S 27 D. Pieri, CB 31 R. Smith, S 37 C. Cota, CB 41 T. Cook, FB 43 S. Greene, LB 50 D. Bickett, LB 56 M. Baker, LB 58 A. Royal, C 63 M. Rodenhausner, C 64 C. Whitley, DE 69 L. Miller, T 78 B. Brockermeyer, WR 80 D. Stone, WR 81 R. Ismail, WR 82 M. Bates, WR 87 M. Muhammad, TE 88 W. Rasby, DE 95 M. Thomas. **DID NOT PLAY:** QB 7 S. Beuerlein, CB 29 S. Lofton. **INACTIVE:** QB 11 J. Barker, CB 26 E. McDaniel, RB 32 D. Philyaw, G 67 B. Hayes, T 74 M. Dennis, TE 89 S. Tucker, NT 90 E. Phillon.

		1	2	3	4	OT	TOTAL	FIELD GOALS (made( ) & missed)	
VISITOR	Dallas Cowboys	3	8	3	3	-	17	C. Boniol (22) (21) (21)	
HOME	Carolina Panthers	7	10	3	6	-	26	J. Kasay (24) (40) (40) (32)	

Team	Qtr	Clock Time	PLAY DESCRIPTION (Extra Point) (Drive Info)	SCORE	
				Visitor	Home
COWBOYS	1	8:27	C. Boniol 22 yd. Field Goal (10-49, 4:20)	3	0
PANTHERS	1	5:28	W. Walls 1 yd. pass from K. Collins (J. Kasay kick) (6-68, 2:59)	3	7
PANTHERS	2	12:49	W. Greene 10 yd. pass from K. Collins (J. Kasay kick) (11-42, 5:59)	3	14
COWBOYS	2	4:19	D. Johnston 2 yd. pass from T. Aikman (Two-point attempt failed) (14-73, 8:30)	9	14
COWBOYS	2	3:11	R. Stark snap out of end zone, forced by TEAM for SAFETY	11	14
PANTHERS	2	0:03	J. Kasay 24 yd. Field Goal (7-21, 1:46)	11	17
COWBOYS	3	10:07	C. Boniol 21 yd. Field Goal (5-13, 2:05)	14	17
PANTHERS	3	4:58	J. Kasay 40 yd. Field Goal (10-50, 5:09)	14	20
PANTHERS	4	11:41	J. Kasay 40 yd. Field Goal (11-51, 6:44)	14	23
COWBOYS	4	5:33	C. Boniol 21 yd. Field Goal (12-78, 6:08)	17	23
PANTHERS	4	1:48	J. Kasay 32 yd. Field Goal (4-5, 0:28)	17	26

# POSTSEASON HISTORY

## FINAL INDIVIDUAL STATISTICS

Dallas Cowboys							Carolina Panthers												
RUSHING	ATT	YDS	AVG	LG	TD		RUSHING	ATT	YDS	AVG	LG	TD							
E. Smith	22	80	3.6	25	0		A. Johnson	26	104	4.0	12	0							
D. Sanders	1	16	16.0	16	0		W. Oliver	3	11	3.7	9	0							
T. Aikman	1	0	0.0	0	0		R. Ismail	1	7	7.0	7	0							
							K. Collins	6	5	0.8	8	0							
							R. Stark	1	0	0.0	0	0							
<b>Total</b>	<b>24</b>	<b>96</b>	<b>4.0</b>	<b>25</b>	<b>0</b>		<b>Total</b>	<b>37</b>	<b>127</b>	<b>3.4</b>	<b>12</b>	<b>0</b>							
PASSING	ATT	CMP	YDS	SK/YD	TD	LG	IN		PASSING	ATT	CMP	YDS	SK/YD	TD	LG	IN			
T. Aikman	36	18	165	2/17	1	23	3		K. Collins	22	12	100	0/0	2	22	1			
<b>Total</b>	<b>36</b>	<b>18</b>	<b>165</b>	<b>2/17</b>	<b>1</b>	<b>23</b>	<b>3</b>		<b>Total</b>	<b>22</b>	<b>12</b>	<b>100</b>	<b>0/0</b>	<b>2</b>	<b>22</b>	<b>1</b>			
PASS RECEIVING	NO	YDS	AVG	LG	TD			PASS RECEIVING	NO	YDS	AVG	LG	TD						
K. Williams	6	89	14.8	23	0			W. Green	5	53	10.6	22	1						
D. Johnston	4	18	4.5	7	1			W. Walls	3	25	8.3	13	1						
K. Martin	3	31	10.3	13	0			A. Johnson	1	9	9.0	9	0						
E. Smith	3	-2	-0.6	3	0			M. Carrier	1	7	7.0	7	0						
M. Irvin	1	22	22.0	22	0			W. Oliver	1	5	5.0	5	0						
E. Bjornson	1	7	7.0	7	0			H. Griffith	1	1	1.0	1	0						
<b>Total</b>	<b>18</b>	<b>165</b>	<b>9.2</b>	<b>23</b>	<b>1</b>			<b>Total</b>	<b>12</b>	<b>100</b>	<b>8.3</b>	<b>22</b>	<b>2</b>						
INTERCEPTIONS	NO	YDS	AVG	LG	TD			INTERCEPTIONS	NO	YDS	AVG	LG	TD						
D. Woodson	1	0	0.0	0	0			C. Cota	1	49	49.0	49	0						
<b>Total</b>	<b>1</b>	<b>0</b>	<b>0.0</b>	<b>0</b>	<b>0</b>			<b>Total</b>	<b>3</b>	<b>122</b>	<b>40.7</b>	<b>49</b>	<b>0</b>						
PUNTING	NO	YDS	AVG	TB	IN20	LG		PUNTING	NO	YDS	AVG	TB	IN20	LG					
J. Jett	3	153	51.0	0	1	59		R. Stark	1	39	39.0	0	1	39					
<b>Total</b>	<b>3</b>	<b>153</b>	<b>51.0</b>	<b>0</b>	<b>1</b>	<b>59</b>		<b>Total</b>	<b>1</b>	<b>39</b>	<b>39.0</b>	<b>0</b>	<b>1</b>	<b>39</b>					
PUNT RETURNS (DOWNED)	NO	YDS	AVG	FC	LG	TD		PUNT RETURNS	NO	YDS	AVG	FC	LG	TD					
Returns	1	0	0.0	0	0	0		W. Oliver	2	17	8.5	1	15	0					
<b>Total</b>	<b>0</b>	<b>0</b>	<b>0.0</b>	<b>0</b>	<b>0</b>	<b>0</b>		<b>Returns</b>	<b>2</b>	<b>17</b>	<b>8.5</b>	<b>1</b>	<b>15</b>	<b>0</b>					
KICKOFF RETURNS	NO	YDS	AVG	FC	LG	TD		KICKOFF RETURNS	NO	YDS	AVG	FC	LG	TD					
K. Williams	3	44	14.7	0	17	0		M. Bates	5	155	31	0	51	0					
H. Walker	2	29	14.5	0	19	0		<b>Returns</b>	<b>5</b>	<b>155</b>	<b>31</b>	<b>0</b>	<b>51</b>	<b>0</b>					
D. Sanders	1	28	28.0	0	28	0													
(TOUCHBACK)	2	0	0.0	0	0	0													
<b>Returns</b>	<b>6</b>	<b>101</b>	<b>16.8</b>	<b>0</b>	<b>28</b>	<b>0</b>													
FUMBLES	Fum	Own Rec.	Yds	TD	FF	Opp. Rec.	Yds	TD	Out Bnds	FUMBLES	Fum	Own Rec.	Yds	TD	FF	Opp. Rec.	Yds	TD	Out Bnds
T. Aikman	1	0	-5	0	0	0	0	0	0	M. Rodehouser	1	1	-37	0	0	0	0	0	0
E. Smith	0	1	0	0	0	0	0	0	0	W. Oliver	1	0	0	0	0	0	0	0	0
D. Smith	0	0	0	0	1	0	0	0	0	<b>Total</b>	<b>2</b>	<b>1</b>	<b>-37</b>	<b>0</b>	<b>0</b>	<b>0</b>	<b>0</b>	<b>0</b>	<b>0</b>
D. Johnston	0	0	0	0	1	0	0	0	0										
<b>Total</b>	<b>1</b>	<b>1</b>	<b>-5</b>	<b>0</b>	<b>1</b>	<b>1</b>	<b>0</b>	<b>0</b>	<b>0</b>										

## FINAL TEAM STATISTICS

TOTAL FIRST DOWNS	21	18	Fgs - PATs Had Blocked	0-0	0-0
By Rushing	5	8	TOTAL RETURN YARDAGE (Not Including Kickoffs)	0	139
By Passing	12	7	No. and Yards Punt Returns	0-0	2-17
By Penalty	4	3	No. and Yards Kickoff Returns	6-101	5-155
THIRD DOWN EFFICIENCY	4-12-33%	4-11-36%	No. and Yards Interception Returns	1-0	3-122
FOURTH DOWN EFFICIENCY	0-0-0%	1-2-50%	PENALTIES Number and Yards	6-61	5-38
TOTAL NET YARDS	244	227	FUMBLES Number and Lost	1-0	2-1
Total Offensive Plays (inc. times thrown passing)	62	59	TOUCHDOWNS	1	2
Average gain per offensive play	3.9	3.8	Rushing	0	0
NET YARDS RUSHING	96	127	Passing	1	2
Total Rushing Plays	24	37	EXTRA POINTS Made-Attempts	0-1	2-2
Average gain per rushing play	4.0	3.4	Kicking Made-Attempts	0-0	2-2
NET YARDS PASSING	148	100	Passing Made-Attempts	0-1	0-0
Times thrown - yards lost attempting to pass	2-17	0-0	FIELD GOALS Made-Attempts	3-3	4-4
Gross yards passing	165	100	SAFETIES	1	0
PASS ATTEMPTS-COMPLETIONS-HAD INTERCEPTED	36-18-3	22-12-1	FINAL SCORE	17	26
Average gain per pass play (inc. # thrown passing)	3.9	4.5	TIME OF POSSESSION	30:37	29:23
KICKOFFS Number-In End Zone-Touchbacks	5-1-0	8-2-2			
PUNTS Number and Average	3-51	1-39			
Had Blocked	0	0			

## DEFENSIVE STATISTICS (based on coaches' film review)

Player	TT	S	A	S-yds	I-yds	PD	FF	FR	Player	TT	S	A	S-yds	I-yds	PD	FF	FR
S. Mills	11	8	3	0-0	1-24	2	0	0	L. Miller	2	2	0	1-8	0-0	0	0	0
T. Poole	8	7	1	0-0	0-0	2	0	0	M. Fox	2	0	2	0-0	0-0	0	0	0
L. Lathon	8	6	2	1-9	0-0	0	0	0	C. Cota	1	1	0	0-0	1-49	1	0	0
E. Davis	5	4	1	0-0	0-0	2	0	0	R. Smith	1	1	0	0-0	0-0	0	0	0
P. Terrell	4	3	1	0-0	1-49	1	0	0	G. Williams	1	1	0	0-0	0-0	0	0	0
C. Bailey	4	0	4	0-0	0-0	0	0	0	D. Bickett	1	0	1	0-0	0-0	0	0	0
G. Kragen	3	3	0	0-0	0-0	0	0	0	K. Greene	1	0	1	0-0	0-0	0	0	0
B. Maxie	3	1	2	0-0	0-0	0	0	0	<b>Total</b>	<b>55</b>	<b>37</b>	<b>18</b>	<b>2-17</b>	<b>3-122</b>	<b>8</b>	<b>0</b>	<b>0</b>

# POSTSEASON HISTORY

## NFC CHAMPIONSHIP

### GREEN BAY 30 — CAROLINA 13

January 12, 1997  
Lambeau Field • Green Bay, WI

**WEATHER:** Cold and Windy, 3°, Wind W 10 mph - **ATTENDANCE:** 60,216 - **TIME:** 3:04

On a day with wind chill temperatures at more than 20 below zero, the Carolina Panthers surrendered 17 second-quarter points and 479 yards of total offense to the Green Bay Packers and fell one game short of the Super Bowl, 30-13.

The Panthers got ahead early following a Sam Mills interception at the Green Bay 12, which was returned to the two. Kerry Collins found fullback Howard Griffith all alone in the end zone two plays later for a 7-0 Carolina lead.

After Brett Favre drove the Packers for their first touchdown, the Panthers replied with a John Kasay 22-yard field goal following a Lamar Lathon recovery of a Favre fumble. The Packers came

back with a touchdown and a field goal before the half, however, and held a 17-10 advantage at the break.

Both teams traded field goals to open the second half before a Dorsey Levens 66-yard reception off a screen set up a Packers touchdown. A Packers fourth-quarter field goal following a Panthers fumble supplied the 30-13 margin.

Mills led the defense with 14 tackles and an interception while Collins completed 19 of 37 passes for 215 yards, with a touchdown and two interceptions. Willie Green led all Panthers in receiving with 51 yards on five receptions.

### OFFICIALS

**Referee** — Bob McElwee (95) **Umpire** — Bob Boylston (101) **Head Linesman** — Tony Veteri (52) **Line Judge** — Ron Baynes (56)  
**Field Judge** — Bobby Skelton (73) **Side Judge** — Dean Look (49) **Back Judge** — Al Jury (106) **Replay** — Carey (94), Dawson (70)

### STARTING LINEUPS

Carolina Panthers					Green Bay Packers						
Offense			Defense		Offense			Defense			
WR	86	W. Green	LDE	93	M. Fox	WR	86	A. Freeman	LE	92	R. White
LT	66	M. Campbell	NT	71	G. Kragen	LT	64	B. Wilkerson	T	71	S. Dotson
LG	52	M. Elliott	RDE	98	G. Williams	LG	73	A. Taylor	NT	93	Gi. Brown
C	65	F. Garcia	LOLB	91	K. Greene	C	52	F. Winters	RE	96	S. Jones
RG	75	G. Skrepenak	LILB	51	S. Mills	RG	63	A. Timmerman	LOLB	59	W. Simmons
RT	76	N. Garrido	RILB	54	C. Bailey	RT	72	E. Dotson	MLB	54	R. Cox
TE	85	W. Walls	ROLB	57	L. Lathon	TE	89	M. Chmura	ROLB	51	B. Williams
WR	83	M. Carrier	LCB	25	E. Davis	WR	84	A. Rison	LCB	21	C. Newsome
QB	12	K. Collins	RCB	38	T. Poole	QB	4	B. Favre	RCB	33	D. Evans
RB	23	A. Johnson	SS	39	B. Maxie	RB	34	E. Bennett	SS	36	L. Butler
FB	30	H. Griffith	FS	40	P. Terrell	FB	30	W. Henderson	FS	41	E. Robinson

**CAROLINA SUBSTITUTIONS:** P 3 R. Stark, PK 4 J. Kasay, RB 20 W. Oliver, S 27 D. Pieri, CB 31 R. Smith, S 37 C. Cota, CB 41 T. Cook, FB 43 S. Greene, LB 50 D. Bickett, LB 56 M. Baker, LB 58 A. Royal, C 63 M. Rodenhausner, C 64 C. Whitley, DE 69 L. Miller, T 78 B. Brockermeyer, WR 80 D. Stone, WR 81 R. Ismail, WR 82 M. Bates, WR 87 M. Muhammad, TE 88 W. Rasby, DE 95 M. Thomas. **DID NOT PLAY:** QB 7 S. Beuerlein, CB 29 S. Lofton. **INACTIVE:** QB 11 J. Barker, CB 26 E. McDaniel, RB 32 D. Philyaw, G 67 B. Hayes, T 74 M. Dennis, WR 84 B. Wiggins, TE 89 S. Tucker, NT 90 E. Philion.

VISITOR	Carolina Panthers	1	2	3	4	OT	TOTAL	FIELD GOALS (made( ) & missed)	
HOME	Green Bay Packers	7	3	3	0	-	13	C. Jacke	46S (31) (32) (28)
		0	17	10	3	-	30	J. Kasay	(22) (23)

Team	Qtr	Clock Time	PLAY DESCRIPTION (Extra Point) (Drive Info)	SCORE	
				Visitor	Home
PANTHERS	1	5:10	H. Griffith 3 yd. pass from K. Collins (J. Kasay kick) (2-2, 0:27)	7	0
PACKERS	2	14:54	D. Levens 29 yd. pass from B. Favre (C. Jacke kick) (4-73, 1:43)	7	7
PANTHERS	2	8:40	J. Kasay 22 yd. Field Goal (7-41, 3:17)	10	7
PACKERS	2	0:48	A. Freeman 6 yd. pass from B. Favre (C. Jacke kick) (15-71, 7:52)	10	14
PACKERS	2	0:10	C. Jacke 31 yd. Field Goal (4-48, 0:25)	10	17
PACKERS	3	8:16	C. Jacke 32 yd. Field Goal (11-73, 6:44)	10	20
PANTHERS	3	3:23	J. Kasay 23 yd. Field Goal (11-73, 4:53)	13	20
PACKERS	3	1:58	E. Bennett 4 yd. run (C. Jacke kick) (3-74, 1:25)	13	27
PACKERS	4	10:02	C. Jacke 28 yd. Field Goal (7-80, 1:43)	13	30

# POSTSEASON HISTORY

## FINAL INDIVIDUAL STATISTICS

Carolina Panthers										Green Bay Packers															
<b>RUSHING</b>		<b>ATT</b>	<b>YDS</b>	<b>AVG</b>	<b>LG</b>	<b>TD</b>					<b>RUSHING</b>		<b>ATT</b>	<b>YDS</b>	<b>AVG</b>	<b>LG</b>	<b>TD</b>								
A. Johnson	11	31	2.8	7	0		E. Bennett	25	99	4.0	13	1													
W. Oliver	2	15	7.5	11	0		D. Levens	10	88	8.8	35	0													
K. Collins	1	-1	-1.0	-1	0		B. Favre	5	14	2.8	5	0													
<b>Total</b>	<b>14</b>	<b>45</b>	<b>3.2</b>	<b>11</b>	<b>0</b>		J. McMahon	4	0	0.0	0	0													
							W. Henderson	1	0	0.0	0	0													
							<b>Total</b>	<b>45</b>	<b>201</b>	<b>4.5</b>	<b>35</b>	<b>1</b>													
<b>PASSING</b>		<b>ATT</b>	<b>CMP</b>	<b>YDS SK/YD</b>	<b>TD</b>	<b>LG</b>	<b>IN</b>					<b>PASSING</b>		<b>ATT</b>	<b>CMP</b>	<b>YDS SK/YD</b>	<b>TD</b>	<b>LG</b>	<b>IN</b>						
K. Collins	37	19	215	2/9	1	27	2	B. Favre	29	19	292	1/14	2	66	1										
<b>Total</b>	<b>37</b>	<b>19</b>	<b>215</b>	<b>2/9</b>	<b>1</b>	<b>27</b>	<b>2</b>	<b>Total</b>	<b>29</b>	<b>19</b>	<b>292</b>	<b>1/14</b>	<b>2</b>	<b>66</b>	<b>1</b>										
<b>PASS RECEIVING</b>		<b>NO</b>	<b>YDS</b>	<b>AVG</b>	<b>LG</b>	<b>TD</b>					<b>PASS RECEIVING</b>		<b>NO</b>	<b>YDS</b>	<b>AVG</b>	<b>LG</b>	<b>TD</b>								
W. Green	5	51	10.2	19	0		D. Levens	5	117	23.4	66	1													
M. Carrier	4	65	16.3	27	0		A. Freeman	4	43	10.8	25	1													
H. Griffith	4	23	5.8	9	1		A. Rison	3	53	17.7	23	0													
W. Walls	3	33	11.0	20	0		K. Jackson	3	30	10.0	19	0													
R. Ismail	1	24	24.0	24	0		E. Bennett	2	5	2.5	5	0													
A. Johnson	1	14	14.0	14	0		D. Beebe	1	29	29.0	29	0													
W. Oliver	1	5	5.0	5	1		M. Chmura	1	15	15.0	15	0													
<b>Total</b>	<b>19</b>	<b>215</b>	<b>11.3</b>	<b>27</b>	<b>1</b>		<b>Total</b>	<b>19</b>	<b>292</b>	<b>15.4</b>	<b>66</b>	<b>2</b>													
<b>INTERCEPTIONS</b>		<b>NO</b>	<b>YDS</b>	<b>AVG</b>	<b>LG</b>	<b>TD</b>					<b>INTERCEPTIONS</b>		<b>NO</b>	<b>YDS</b>	<b>AVG</b>	<b>LG</b>	<b>TD</b>								
S. Mills	1	10	10.0	10	0		C. Newsome	1	35	35.0	35	0													
<b>Total</b>	<b>1</b>	<b>10</b>	<b>10.0</b>	<b>10</b>	<b>0</b>		T. Williams	1	0	0.0	0	0													
							<b>Total</b>	<b>2</b>	<b>35</b>	<b>17.5</b>	<b>35</b>	<b>0</b>													
<b>PUNTING</b>		<b>NO</b>	<b>YDS</b>	<b>AVG</b>	<b>TB</b>	<b>IN20</b>	<b>LG</b>					<b>PUNTING</b>		<b>NO</b>	<b>YDS</b>	<b>AVG</b>	<b>TB</b>	<b>IN20</b>	<b>LG</b>						
R. Stark	5	180	36.0	1	1	42		C. Henrich	2	72	36.0	1	0	40											
<b>Total</b>	<b>5</b>	<b>180</b>	<b>36.0</b>	<b>1</b>	<b>1</b>	<b>42</b>		<b>Total</b>	<b>2</b>	<b>72</b>	<b>36.0</b>	<b>1</b>	<b>0</b>	<b>40</b>											
<b>PUNT RETURNS</b>		<b>NO</b>	<b>YDS</b>	<b>AVG</b>	<b>FC</b>	<b>LG</b>	<b>TD</b>					<b>PUNT RETURNS</b>		<b>NO</b>	<b>YDS</b>	<b>AVG</b>	<b>FC</b>	<b>LG</b>	<b>TD</b>						
W. Oliver	1	4	4.0	0	4	0		D. Howard	1	3	3.0	0	3	0											
[TOUCHBACK]	1	0	0.0	0	0	0		M. Prior	0	0	0.0	1	0	0											
								(DOWNED)	1	0	0.0	0	0	0											
								(OUT OF BOUNDS)	1	0	0.0	0	0	0											
<b>Returns</b>	<b>1</b>	<b>4</b>	<b>4.0</b>	<b>0</b>	<b>4</b>	<b>0</b>		[TOUCHBACK]	1	0	0.0	0	0	0											
								<b>Returns</b>	<b>1</b>	<b>3</b>	<b>3.0</b>	<b>1</b>	<b>3</b>	<b>0</b>											
<b>KICKOFF RETURNS</b>		<b>NO</b>	<b>YDS</b>	<b>AVG</b>	<b>FC</b>	<b>LG</b>	<b>TD</b>					<b>KICKOFF RETURNS</b>		<b>NO</b>	<b>YDS</b>	<b>AVG</b>	<b>FC</b>	<b>LG</b>	<b>TD</b>						
M. Bates	1	55	14.8	0	21	0		D. Howard	4	104	26.0	0	49	0											
S. Greene	1	14	14.0	0	14	0		<b>Returns</b>	<b>4</b>	<b>104</b>	<b>26.0</b>	<b>0</b>	<b>49</b>	<b>0</b>											
W. Oliver	1	13	13.0	0	13	0																			
M. Baker	1	0	0.0	0	0	0																			
<b>Returns</b>	<b>7</b>	<b>86</b>	<b>12.3</b>	<b>0</b>	<b>21</b>	<b>0</b>																			
<b>FUMBLES</b>		<b>Fum</b>	<b>Own Rec.</b>	<b>Yds</b>	<b>TD</b>	<b>FF</b>	<b>Opp. Rec.</b>	<b>Yds</b>	<b>TD</b>	<b>Out Bnds</b>					<b>FUMBLES</b>		<b>Fum</b>	<b>Own Rec.</b>	<b>Yds</b>	<b>TD</b>	<b>FF</b>	<b>Opp. Rec.</b>	<b>Yds</b>	<b>TD</b>	<b>Out Bnds</b>
L. Lattion	0	0	0	0	1	0	0	0	0	0	B. Favre	1	0	0	0	0	0	0	0	0	0	0	0	0	0
B. Maxie	0	0	0	0	1	0	0	0	0	0	D. Levens	1	1	0	0	0	0	0	0	0	0	0	0	0	0
W. Green	1	0	0	0	0	0	0	0	0	1	D. Evans	0	0	0	0	1	0	0	0	0	0	0	0	0	0
A. Johnson	1	0	0	0	0	0	0	0	0	0	Gi Brown	0	0	0	0	1	0	0	0	0	0	0	0	0	0
<b>Total</b>	<b>2</b>	<b>1</b>	<b>0</b>	<b>0</b>	<b>1</b>	<b>1</b>	<b>0</b>	<b>0</b>	<b>1</b>	<b>1</b>	L. Butler	0	0	0	0	0	1	0	0	0	0	0	0	0	0
											<b>Total</b>	<b>2</b>	<b>1</b>	<b>0</b>	<b>0</b>	<b>2</b>	<b>1</b>	<b>0</b>	<b>0</b>	<b>0</b>	<b>0</b>	<b>0</b>	<b>0</b>	<b>0</b>	<b>0</b>

## FINAL TEAM STATISTICS

	VISITOR PANTHERS				HOME PACKERS					VISITOR PANTHERS				HOME PACKERS			
<b>TOTAL FIRST DOWNS</b>	12				22				<b>TOTAL RETURN YARDAGE (Not Including Kicks)</b>	14				38			
By Rushing	1				10				No. and Yards Punt Returns	1-4				1-3			
By Passing	11				12				No. and Yards Kickoff Returns	7-86				4-104			
By Penalty	0				0				No. and Yards Interception Returns	1-10				2-35			
<b>THIRD DOWN EFFICIENCY</b>	5-13-38%				9-17-53%				<b>PENALTIES Number and Yards</b>	4-25				5-45			
<b>FOURTH DOWN EFFICIENCY</b>	0-0-0%				1-1-100%				<b>FUMBLES Number and Lost</b>	2-1				2-1			
<b>TOTAL NET YARDS</b>	251				479				<b>TOUCHDOWNS</b>	1				3			
Total Offensive Plays (inc. times thrown passing)	53				75				Rushing	0				1			
Average gain per offensive play	4.7				6.4				Passing	1				2			
<b>NET YARDS RUSHING</b>	45				201				<b>EXTRA POINTS Made-Attempts</b>	1-1				3-3			
Total Rushing Plays	14				45				Kicking Made-Attempts	1-1				3-3			
Average gain per rushing play	3.2				4.5				<b>FIELD GOALS Made-Attempts</b>	2-2				3-4			
<b>NET YARDS PASSING</b>	206				278				<b>SAFETIES</b>	0				0			
Times thrown – yards lost attempting to pass	2-9				1-14				<b>FINAL SCORE</b>	13				30			
Gross yards passing	215				292				<b>TIME OF POSSESSION</b>	21:57				38:03			
<b>PASS ATTEMPTS-COMPLETIONS-HAD INTERCEPTED</b>	37-19-2				29-19-1												
Average gain per pass play (inc. # thrown passing)	5.3				9.3												
<b>KICKOFFS Number-In End Zone-Touchbacks</b>	4-0-0				7-0-0												
<b>PUNTS Number and Average</b>	5-36				2-36												
Had Blocked	0				0												
<b>FGs – PATs Had Blocked</b>	0-0				0-0												

## DEFENSIVE STATISTICS (based on coaches' film review)

Player	TT	S	A	S-yds	I-yds	PD	FF	FR	Player	TT	S	A	S-yds	I-yds	PD	FF	FR
S. Mills	14	5	9	0-0	1-10	1	0	0	T. Poole	4	4	0	0-0	0-0	1	0	0
K. Greene	7	4	3	0-0	0-0	0	0	0	R. Smith	3	3	0	0-0	0-0	0	0	0
G. Kragen	7	4	3	0-0	0-0	0	0	0	T. Cook	2	1	1	0-0	0-0	0	0	0
B. Maxie	7	1	6	0-0	0-0	0	1	0	C. Cota	1	0	1	0-0	0-0	0	0	0
P. Terrell	6	6	0	0-0	0-0	0	0	0	<b>Total</b>	<b>81</b>	<b>51</b>	<b>30</b>	<b>1-14</b>	<b>1-10</b>	<b>3</b>	<b>1</b>	<b>1</b>
M. Fox	6	4	2	0-0	0-0	0	0	0									
C. Bailey	5	5	0	0-0	0-0	0	0	0									

# POSTSEASON HISTORY

## NFC WILD CARD PLAYOFFS CAROLINA 29 – DALLAS 10

January 3, 2004  
Ericsson Stadium • Charlotte, NC

**WEATHER:** Partly Cloudy, 63°, Wind SSW 9 mph - **ATTENDANCE:** 72,324 - **TIME:** 2:56

Behind a dominating defense, Carolina defeated the Dallas Cowboys, 29-10, at Ericsson Stadium to reach the second-round of the playoffs for the first time since the 1996 season. The Panthers held the Cowboys to 204 yards of total offense while not committing any penalties or turnovers.

Quarterback Jake Delhomme completed 18-of-29 passes for 273 yards and a touchdown, running back Stephen Davis rushed 26 times for 104 yards, wide receiver Steve Smith caught five passes for 135 yards and a touchdown, and kicker John Kasay converted on all five of his field goal attempts.

On Carolina's third play from scrimmage, Delhomme hit Smith in the flat, and Smith raced 70 yards to the Cowboys one-yard line. Four plays later, Kasay booted his first field goal from 18 yards out, and the Panthers never looked back.

Carolina took advantage of field position later in the first quarter as Kasay made his second field goal, this time from 38 yards,

to give the Panthers a 6-0 lead. In the second quarter, Carolina started another drive in Dallas territory, and Davis rambled 23 yards for a touchdown to give the Panthers a 13-0 lead.

Cowboys kicker Billy Cundiff put Dallas on the board with a 37-yard field goal late in the second quarter. Carolina got one more field goal from Kasay to close out the first half leaving the score 16-3 at the break.

The Panthers added a 32-yard Delhomme-to-Smith touchdown pass and Kasay's fourth field goal to stretch the lead to 26-3 before Dallas answered with a nine-yard touchdown run by quarterback Quincy Carter. Kasay's fifth field goal with 3:12 remaining provided the final margin.

Panthers middle linebacker Dan Morgan led the defense with 12 tackles, while Al Wallace, Kris Jenkins and Reggie Howard contributed a sack a piece. Davis posted his eighth 100-yard rushing game of the season.

### OFFICIALS

Referee — Walt Coleman (65) Umpire — Butch Hannah (40) Head Linesman — Paul Weidner (87) Line Judge — Ron Phares (10)  
Field Judge — Scott Steenson (88) Side Judge — Dave Wyant (16) Back Judge — Perry Paganelli (46) Replay — Ted Campbell

### STARTING LINEUPS

Dallas Cowboys					Carolina Panthers				
Offense			Defense		Offense			Defense	
WR	84	J. Galloway	LDE	98 G. Ellis	WR	87	M. Muhammad	LDE	90 J. Peppers
TE	82	J. Witten	LDT	99 W. Blade	LT	81	T. Steussie	LDT	99 B. Buckner
LT	76	F. Adams	RDT	97 L. Glover	LG	78	J. James	RDT	77 K. Jenkins
LG	73	L. Allen	RDE	96 E. Ekuban	C	60	J. Mitchell	RDE	93 M. Rucker
C	68	M. Lehr	SLB	51 A. Singleton	RG	65	K. Donnalley	SLB	53 G. Favors
RG	65	A. Gurode	MLB	59 D. Nguyen	RT	69	J. Gross	MLB	55 D. Morgan
RT	78	K. Vollers	WLB	52 D. Coakley	TE	84	J. Wiggins	WLB	54 W. Witherspoon
TE	86	D. Campbell	LCB	41 T. Newman	WR	89	S. Smith	LCB	24 R. Manning
WR	83	T. Glenn	RCB	27 M. Edwards	QB	17	J. Delhomme	RCB	23 R. Howard
QB	17	Q. Carter	SS	28 D. Woodson	FB	45	B. Hoover	SS	30 M. Minter
RB	42	T. Hambrick	FS	31 R. Williams	RB	48	S. Davis	FS	27 D. Grant

**CAROLINA SUBSTITUTIONS:** K 4 J. Kasay, P 10 T. Sauerbrun, RB 20 D. Foster, CB 21 T. Cousin, S 28 C. Branch, CB 29 D. Wesley, RB 32 R. Smart, RB 37 N. Goings, S 40 J. Cooper, LB 50 V. Ciurciu, LB 52 B. Allen, LB 56 J. Kyle, LB 57 L. Towns, T 71 M. Willig, G 72 B. Nelson, WR 81 R. Proehl, WR 85 K. Dyson, TE 86 K. Mangum, WR 88 K. Hankton, DE 96 A. Wallace, DE 97 K. Rasmussen, DT 98 S. Burton. **DID NOT PLAY:** QB 9 R. Peete **INACTIVE:** QB 16 C. Weinke, CB 31 W. Hampton, S 42 T. Tillman, TE 47 M. Battaglia, OL 76 T. Reyes, G 79 D. Brzezinski, DT 94 K. Moorehead.

VISITOR	Dallas Cowboys	1	2	3	4	OT	TOTAL	FIELD GOALS (made( ) & missed)
HOME	Carolina Panthers	0	3	0	7	—	10	B. Cundiff (37)
		6	10	7	6	—	29	J. Kasay (18) (38) (19) (32) (34)

Team	Qtr	Clock Time	PLAY DESCRIPTION (Extra Point) (Drive Info)	SCORE	
				Visitor	Home
PANTHERS	1	8:40	J. Kasay 18 yd. Field Goal (7-77, 3:47)	0	3
PANTHERS	1	1:02	J. Kasay 38 yd. Field Goal (7-21, 1:57)	0	6
PANTHERS	2	6:10	S. Davis 23 yd. run (J. Kasay kick) (8-51, 3:49)	0	13
COWBOYS	2	1:12	B. Cundiff 37 yd. Field Goal (10-59 4:58)	3	13
PANTHERS	2	0:01	J. Kasay 19 yd. Field Goal (6-71, 1:11)	3	16
PANTHERS	3	9:44	S. Smith 32 yd. pass from J. Delhomme (J. Kasay kick) (4-63, 1:28)	3	23
PANTHERS	4	12:45	J. Kasay 32 yd. Field Goal (10-46, 5:43)	3	26
COWBOYS	4	7:36	Q. Carter 9 yd. run (B. Cundiff kick) (9-47, 5:09)	10	26
PANTHERS	4	3:12	J. Kasay 34 yd. Field Goal (4--5, 1:47)	10	29



# POSTSEASON HISTORY

## NFC DIVISIONAL PLAYOFFS

### CAROLINA 29 – ST. LOUIS 23 (2 OT)

January 10, 2004

Edward Jones Dome • St. Louis, MO

**WEATHER:** Played Indoors on Artificial Turf - **ATTENDANCE:** 66,165 - **TIME:** 4:06

The Panthers defeated the host St. Louis Rams 29-23 in double overtime at the Edward Jones Dome to earn their second trip to the NFC Championship Game. Steve Smith took a pass from Jake Delhomme and sprinted to a game-winning touchdown to close out the game, the fifth-longest in NFL history and the longest ever for the Panthers.

The Carolina defense held the Rams to two field goals in the first half before Panthers wide receiver Muhsin Muhammad recovered a deflected lateral by Delhomme in the end zone for a touchdown. Each team added a field goal each to give the Panthers a one-point lead at the half, 10-9.

The Panthers built an 11-point lead in the fourth quarter off a Brad Hoover touchdown and John Kasay field goal, but the Rams scored 11 points in the last 2:39 of regulation to force overtime.

The Panthers took the opening drive of overtime to the St. Louis 22-yard line, but a delay-of-game penalty canceled Kasay's successful 40-yard field goal. Kasay then missed the second attempt three plays later from 45 yards out.

The Rams drove to the Carolina 35-yard line on their first possession in overtime, but kicker Jeff Wilkins, who had already made five field goals, was inches short on a 53-yard attempt.

The Rams then drove to the Panthers 38-yard line on their ensuing possession when cornerback Ricky Manning Jr. outwrestled Rams receiver Torry Holt for the ball and came down with the interception.

Facing third-and-14 from their own 31-yard line on the first play of the second overtime, Delhomme hit Smith on a slant pattern for 69 yards and the game-winning points.

The Panthers outgained the Rams 485 yards to 380, including 216 to 64 in rushing yardage. They won the time of possession battle 41:06 to 34:04 and held the Rams to just six possessions and 12 points through the first three quarters.

Delhomme completed 16-of-26 passes for 290 yards, with one touchdown and one interception for a quarterback rating of 96.6. Running back DeShaun Foster stepped in for an injured Stephen Davis, who left the game in the second quarter, and contributed 95 yards on 21 carries.

**Referee** — Mike Carey (94) **Umpire** — Carl Paganelli (124) **Head Linesman** — Tony Veteri (36) **Line Judge** — Gary Arthur (108)  
**Field Judge** — Bill Lovett (98) **Side Judge** — Laird Hayes (125) **Back Judge** — Tony Steratore (112) **Replay** — Al Hynes

### STARTING LINEUPS

#### Carolina Panthers

	Offense	Defense	
WR	87 M. Muhammad	LDE	90 J. Peppers
LT	75 T. Steussie	LDT	99 B. Buckner
LG	78 J. James	RDT	77 K. Jenkins
C	60 J. Mitchell	RDE	93 M. Rucker
RG	65 K. Donnalley	SLB	53 G. Favors
RT	69 J. Gross	MLB	55 D. Morgan
TE	86 K. Mangum	WLB	54 W. Witherspoon
WR	89 S. Smith	LCB	24 R. Manning
QB	17 J. Delhomme	RCB	23 R. Howard
WR	81 R. Proehl	SS	30 M. Minter
RB	48 S. Davis	FS	27 D. Grant

#### St. Louis Rams

	Offense	Defense	
WR	81 T. Holt	LE	92 M. Strahan
LT	76 O. Pace	LT	97 C. Griffitt
LG	67 A. McCollum	RT	75 K. Hamilton
C	64 D. Wohlabaugh	RE	99 K. Washington
RG	62 A. Timmerman	SLB	53 S. Short
RT	68 K. Turley	MLB	58 M. Barrow
TE	86 V. Shiancoe	WLB	55 D. Jones
WR	85 D. Tyree	LCB	31 I. Charlton
QB	3 J. Palmer	RCB	41 F. Walker
RB	21 T. Barber	SS	37 J. Harris
FB	20 J. Finn	FS	23 O. Stoutmire

**CAROLINA SUBSTITUTIONS:** K 4 J. Kasay, P 10 T. Sauerbrun, RB 20 D. Foster, CB 21 T. Cousin, S 28 C. Branch, CB 29 D. Wesley, RB 32 R. Smart, RB 37 N. Goings, S 42 T. Tillman, FB 45 B. Hoover, LB 50 V. Ciurciu, LB 52 B. Allen, LB 56 J. Kyle, LB 57 L. Towns, T 71 M. Willig, G 72 B. Nelson, TE 84 J. Wiggins, WR 85 K. Dyson, WR 88 K. Hankton, DE 96 A. Wallace, DE 97 K. Rasmussen, 98 S. Burton. **DID NOT PLAY:** QB 9 R. Peete. **INACTIVE:** QB 16 C. Weinke, CB 31 W. Hampton, S 40 J. Cooper, TE 47 M. Battaglia OL 76 T. Reyes, G 79 D. Brzezinski, WR 80 E. Baker, DT 94 K. Morehead,

VISITOR	HOME						TOTAL	FIELD GOALS (made( ) & missed)				
		1	2	3	4	OT		J. Kasay (45) (52) (34) 53LU 45WR	J. Wilkins (20) (26) (24) (51) (33) 53SH			
Carolina Panthers	St. Louis Rams	0	10	6	7	6	29					
		3	6	3	11	0	23					

Team	Qtr	Clock Time	PLAY DESCRIPTION (Extra Point) (Drive Info)	SCORE	
				Visitor	Home
RAMS	1	5:34	J. Wilkins 20 yd. Field Goal (11-81, 6:37)	0	3
RAMS	2	13:46	J. Wilkins 26 yd. Field Goal (6-17, 2:15)	0	6
PANTHERS	2	11:22	M. Muhammad fumble recovery in end zone (J. Kasay kick) (6-68, 2:04)	7	6
RAMS	2	6:58	J. Wilkins 24 yd. Field Goal (8-48, 4:24)	7	9
PANTHERS	2	1:07	J. Kasay 45 yd. Field Goal (9-32, 5:51)	10	9
RAMS	3	11:25	J. Wilkins 51 yd. Field Goal (8-42, 3:35)	10	12
PANTHERS	3	7:45	J. Kasay 52 yd. Field Goal (7-49, 3:40)	13	12
PANTHERS	3	0:43	J. Kasay 34 yd. Field Goal (13-64, 6:29)	16	12
PANTHERS	4	8:50	B. Hoover 7 yd. run (J. Kasay kick) (7-73, 4:18)	23	12
RAMS	4	2:39	M. Faulk 1 yd. run (M. Bulger-D. Looker pass) (15-57, 3:50)	23	20
RAMS	4	0:00	J. Wilkins 33 yd. Field Goal (5-43, 2:29)	23	23
PANTHERS	6	14:50	S. Smith 69 yd. pass from J. Delhomme (3-65, 1:11)	29	23



# POSTSEASON HISTORY

## FINAL INDIVIDUAL STATISTICS

Carolina Panthers										St. Louis Rams									
<b>RUSHING</b>										<b>RUSHING</b>									
D. Foster	ATT	YDS	AVG	LG	TD	M. Faulk	ATT	YDS	AVG	LG	TD								
S. Davis	6	95	14.3	17	0	M. Bulger	19	53	2.8	8	1								
N. Goings	6	86	3.7	9	0	M. Bulger	4	11	2.8	7	0								
B. Hoover	2	9	4.5	7	1														
S. Smith	1	7	7.0	7	0														
M. Muhammad	1	3	3.0	3	0														
J. Delhomme	4	-6	-1.5	2	0														
<b>Total</b>	<b>41</b>	<b>216</b>	<b>5.3</b>	<b>64</b>	<b>1</b>	<b>Total</b>	<b>23</b>	<b>64</b>	<b>2.8</b>	<b>8</b>	<b>1</b>								
<b>PASSING</b>										<b>PASSING</b>									
J. Delhomme	ATT	CMP	YDS	SK/YD	TD	LG	IN	RTG.	M. Bulger	ATT	CMP	YDS	SK/YD	TD	LG	IN	RTG.		
S. Smith	26	16	290	3/21	1	69	1	96.6	M. Bulger	46	27	332	2/16	0	28	3	53.9		
<b>Total</b>	<b>27</b>	<b>16</b>	<b>290</b>	<b>3/21</b>	<b>1</b>	<b>69</b>	<b>1</b>	<b>93.1</b>	<b>Total</b>	<b>46</b>	<b>27</b>	<b>332</b>	<b>2/16</b>	<b>0</b>	<b>28</b>	<b>3</b>	<b>53.9</b>		
<b>PASS RECEIVING</b>										<b>PASS RECEIVING</b>									
S. Smith	NO	YDS	AVG	LG	TD	M. Faulk	NO	YDS	AVG	LG	TD								
M. Muhammad	6	163	27.2	69	1	I. Bruce	9	78	8.7	25	0								
B. Hoover	5	70	14.0	24	0	M. Furrey	7	116	16.6	26	0								
J. Wiggins	2	16	8.0	11	0	M. Furrey	4	30	7.5	10	0								
N. Goings	1	21	21.0	21	0	D. Looker	2	31	15.5	24	0								
D. Foster	1	12	12.0	12	0	T. Holt	2	21	10.5	13	0								
	1	8	8.0	8	0	C. Cleeland	1	28	28.0	28	0								
						B. Manumaleuna	1	19	19.0	19	0								
						J. Goodspeed	1	9	9.0	9	0								
<b>Total</b>	<b>16</b>	<b>290</b>	<b>18.1</b>	<b>69</b>	<b>1</b>	<b>Total</b>	<b>27</b>	<b>332</b>	<b>12.3</b>	<b>28</b>	<b>0</b>								
<b>INTERCEPTIONS</b>										<b>INTERCEPTIONS</b>									
D. Grant	NO	YDS	AVG	LG	TD	T. Polley	NO	YDS	AVG	LG	TD								
R. Manning	1	16	16.0	16	0		1	37	37.0	37	0								
M. Minter	1	0	0.0	0	0														
<b>Total</b>	<b>3</b>	<b>15</b>	<b>5.0</b>	<b>16</b>	<b>0</b>	<b>Total</b>	<b>1</b>	<b>37</b>	<b>37.0</b>	<b>37</b>	<b>0</b>								
<b>PUNTING</b>										<b>PUNTING</b>									
T. Saverbrun	NO	YDS	AVG	TB	IN20	LG	S. Landeta	NO	YDS	AVG	TB	IN20	LG						
	2	73	36.5	0	2	40		1	46	46.0	0	46	46						
<b>Total</b>	<b>2</b>	<b>73</b>	<b>36.5</b>	<b>0</b>	<b>2</b>	<b>40</b>	<b>Total</b>	<b>1</b>	<b>46</b>	<b>46.0</b>	<b>0</b>	<b>46</b>	<b>46</b>						
<b>PUNT RETURNS</b>										<b>PUNT RETURNS</b>									
S. Smith	NO	YDS	AVG	FC	LG	TD	D. Looker	NO	YDS	AVG	FC	LG	TD						
	0	0	0.0	1	0	0	M. Furrey	0	0	0.0	1	0	0						
<b>Returns</b>	<b>0</b>	<b>0</b>	<b>0.0</b>	<b>1</b>	<b>0</b>	<b>0</b>	<b>Returns</b>	<b>0</b>	<b>0</b>	<b>0.0</b>	<b>2</b>	<b>0</b>	<b>0</b>						
<b>KICKOFF RETURNS</b>										<b>KICKOFF RETURNS</b>									
R. Smart	NO	YDS	AVG	FC	LG	TD	A. Harris	NO	YDS	AVG	FC	LG	TD						
B. Hoover	5	123	24.6	0	30	0	(TOUCHBACK)	5	124	24.8	0	33	0						
<b>Returns</b>	<b>6</b>	<b>142</b>	<b>23.7</b>	<b>0</b>	<b>30</b>	<b>0</b>	<b>Returns</b>	<b>5</b>	<b>124</b>	<b>24.8</b>	<b>0</b>	<b>33</b>	<b>0</b>						
<b>FUMBLES</b>										<b>FUMBLES</b>									
J. Delhomme	Own	Rec.	Yds	TD	FF	Rec.	Yds	TD	Bnds	L. Little	Own	Rec.	Yds	TD	FF	Rec.	Yds	TD	Bnds
M. Muhammad	1	0	0	0	0	0	0	0	0		0	0	0	0	1	0	0	0	0
<b>Total</b>	<b>1</b>	<b>0</b>	<b>0</b>	<b>0</b>	<b>0</b>	<b>0</b>	<b>0</b>	<b>0</b>	<b>0</b>	<b>Total</b>	<b>0</b>	<b>0</b>	<b>0</b>	<b>0</b>	<b>1</b>	<b>0</b>	<b>0</b>	<b>0</b>	<b>0</b>

## FINAL TEAM STATISTICS

<b>TOTAL FIRST DOWNS</b>	24	23	FGs - PATs Had Blocked	0-0	0-0
By Rushing	10	4	Net punting average	36.5	46.0
By Passing	12	17	<b>TOTAL RETURN YARDAGE (Not Including Kickoffs)</b>	15	37
By Penalty	2	2	No. and Yards Punt Returns	0-0	0-0
<b>THIRD DOWN EFFICIENCY</b>	9-17-53%	5-13-38%	No. and Yards Kickoff Returns	6-142	5-124
<b>FOURTH DOWN EFFICIENCY</b>	0-0-0%	1-1-100%	No. and Yards Interception Returns	3-15	1-37
<b>TOTAL NET YARDS</b>	485	380	<b>PENALTIES Number and Yards</b>	13-92	5-33
Total Offensive Plays (inc. times thrown passing)	71	71	<b>FUMBLES Number and Lost</b>	1-0	0-0
Average gain per offensive play	6.8	5.4	<b>TOUCHDOWNS</b>	3	1
<b>NET YARDS RUSHING</b>	216	64	Rushing	1	1
Total Rushing Plays	41	23	Passing	1	0
Average gain per rushing play	5.3	2.8	Fumbles	1	0
Tackles for a loss - number and yards	8-23	1-1	<b>EXTRA POINTS Made-Attempts</b>	2-2	1-1
<b>NET YARDS PASSING</b>	269	316	Kicking Made-Attempts	2-2	0-0
Times thrown - yards lost attempting to pass	3-21	2-16	Passing Made-Attempts	0-0	1-1
Gross yards passing	290	332	<b>FIELD GOALS Made-Attempts</b>	3-5	5-6
<b>PASS ATTEMPTS-COMPLETIONS-HAD INTERCEPTED</b>	27-16-1	46-27-3	<b>RED ZONE EFFICIENCY</b>	2-3-67%	1-5-20%
Average gain per pass play (inc. # thrown passing)	9.0	6.6	<b>GOAL TO GO EFFICIENCY</b>	2-2-100%	1-2-50%
<b>KICKOFFS Number-In End Zone-Touchbacks</b>	6-1-1	7-2-0	<b>SAFETIES</b>	0	0
<b>PUNTS Number and Average</b>	2-36.5	1-46.0	<b>FINAL SCORE</b>	29	23
Had Blocked	0	0	<b>TIME OF POSSESSION</b>	41:06	34:04

## DEFENSIVE STATISTICS (based on coaches' film review)

Player	TT	S	A	S-yds	I-yds	PD	FF	FR	Player	TT	S	A	S-yds	I-yds	PD	FF	FR
M. Minter	13	10	3	0-0	1-1	0	0	0	M. Rucker	3	2	1	0-0	0-0	0	0	0
D. Grant	11	7	4	0-0	1-16	1	0	0	G. Favors	3	2	1	1-6	0-0	0	0	0
R. Howard	8	6	2	0-0	0-0	0	0	0	K. Jenkins	2	2	0	0-0	0-0	0	0	0
R. Manning	8	5	3	0-0	1-0	1	0	0	S. Burton	2	2	0	0-0	0-0	0	0	0
D. Morgan	8	4	4	0-0	0-0	0	0	0	D. Wesley	2	2	0	0-0	0-0	0	0	0
J. Peppers	6	4	2	1-10	0-2	0	0	0	B. Allen	1	1	0	0-0	0-0	0	0	0
B. Buckner	5	4	1	0-0	0-0	1	0	0	<b>Total</b>	<b>81</b>	<b>54</b>	<b>27</b>	<b>2-16</b>	<b>3-15</b>	<b>5</b>	<b>0</b>	<b>0</b>
T. Cousin	5	1	4	0-0	0-0	0	0	0									
W. Witherspoon	4	2	2	0-0	0-0	0	0	0									

# POSTSEASON HISTORY

## NFC CHAMPIONSHIP

### CAROLINA 14 – PHILADELPHIA 3

January 18, 2004

Lincoln Financial Field • Philadelphia, PA

**WEATHER:** Mostly Cloudy, 33°, Wind WNW 19 mph - **ATTENDANCE:** 67,862 - **TIME:** 2:58

In just their ninth season of existence, the Panthers claimed a bid to Super Bowl XXXVIII by defeating the Philadelphia Eagles 14-3 at Lincoln Financial Field in the NFC Championship game. Carolina took advantage of four interceptions, three by rookie cornerback Ricky Manning, to hold the Philadelphia offense to only one field goal.

The first quarter was scoreless as both teams punted twice. Early in the second quarter, a Carolina fumble was recovered by Jermaine Wiggins to gain the first down and allow the Panthers to continue what would be the first scoring drive of the game.

On first-and-10 from the Philadelphia 24-yard line, Delhomme hit wide receiver Muhsin Muhammad in the end zone for the score. A John Kasay PAT kick gave the Panthers a 7-0 lead.

The Eagles answered with a 14-play, 44-yard drive that culminated with a 41-yard field goal by David Akers. The Eagles were driving again in the final two minutes of the half when Manning grabbed his first interception.

On the opening drive of the second half, the Eagles drove to the

Panthers 18-yard line, but Manning again came up with the big play, intercepting Donovan McNabb at the 14-yard line.

A hit by Mike Minter on Eagles wide receiver James Thrash enabled Manning to record his third interception and put the Panthers in position for their final score. With 4:18 remaining in the third quarter, running back DeShaun Foster produced the game's second touchdown, breaking five tackles and reaching over the goal line on a one-yard run.

The Eagles went three-and-out on their final two possessions of the third quarter, and their final threat ended midway through the fourth quarter when backup quarterback Koy Detmer, who replaced an injured McNabb, was intercepted by Dan Morgan at the Carolina 11-yard line to thwart the Eagles final significant scoring opportunity.

Morgan led Carolina with 13 tackles and one interception while Brentson Buckner contributed 1.5 sacks. Running back Stephen Davis added 76 yards on 19 carries as the Panthers rushed for a total of 155 yards.

#### OFFICIALS

**Referee** — Bernie Kukar (86) **Umpire** — Bill Schuster (129) **Head Linesman** — Mark Baltz (26) **Line Judge** — Tom Barnes (55)  
**Field Judge** — Steve Zimmer (33) **Side Judge** — Tom Hill (97) **Back Judge** — Jim Howey (37) **Replay** — Dean Blandino

#### STARTING LINEUPS

##### Carolina Panthers

	Offense	Defense
WR	87 M. Muhammad	LDE 90 J. Peppers
LT	75 T. Steussie	LDT 99 B. Buckner
LG	78 J. James	RDT 77 K. Jenkins
C	60 J. Mitchell	RDE 93 M. Rucker
RG	65 K. Donnalley	CB 21 T. Cousin
RT	69 J. Gross	MLB 55 D. Morgan
TE	86 K. Mangum	WLB 54 W. Witherspoon
WR	89 S. Smith	LCB 24 R. Manning
QB	17 J. Delhomme	RCB 23 R. Howard
TE	84 J. Wiggins	SS 30 M. Minter
RB	48 S. Davis	FS 27 D. Grant

##### Philadelphia Eagles

	Offense	Defense
WR	87 T. Pinkston	LDE 98 B. Whiting
LT	72 T. Thomas	LDT 90 C. Simon
LG	76 J. Welbourn	RDT 97 D. Walker
C	63 H. Fraley	RDE 94 N.D. Kalu
RG	66 B. Williams	WILL 54 N.Wayne
RT	69 J. Runyan	MLB 53 M.Simoneau
TE	89 C. Lewis	SAM 58 Ik. Reese
WR	80 J. Thrash	LCB 23 T. Vincent
RB	34 R. Mahe	RCB 21 B. Taylor
RB	22 D. Staley	SS 32 M. Lewis
QB	5 D. McNabb	FS 20 B. Dawkins

**CAROLINA SUBSTITUTIONS:** K 4 J. Kasay, P 10 T. Sauerbrun, RB 20 D. Foster, S 28 C. Branch, CB 29 D. Wesley, RB 32 R. Smart, RB 37 N. Goings, S 40 J. Cooper, FB 45 B. Hoover, LB 50 V. Ciurciu, LB 52 B. Allen, LB 53 G. Favors, LB 56 J. Kyle, LB 57 L. Towns, T 71 M. Willig, G 72 B. Nelson, WR 81 R. Proehl, WR 85 K. Dyson, WR 88 K. Hankton, DE 96 A. Wallace, DE 97 K. Rasmussen, 98 S. Burton. **DID NOT PLAY:** QB 9 R. Peete. **INACTIVE:** QB 16 C. Weinke, CB 31 W. Hampton, S 42 T. Tillman, TE 47 M. Battaglia OL 76 T. Reyes, G 79 D. Brzezinski, WR 80 E. Baker, DT 94 K. Morehead.

VISITOR	HOME	1	2	3	4	OT	TOTAL	FIELD GOALS (made( ) & missed)
Carolina Panthers	Philadelphia Eagles	0	7	7	0	-	14	J. Akers (41)
Carolina Panthers	Philadelphia Eagles	0	3	0	0	-	3	

Team	Qtr	Clock Time	PLAY DESCRIPTION (Extra Point) (Drive Info)	SCORE	
				Visitor	Home
PANTHERS	2	10:12	M. Muhammad 24 yd. pass from J. Delhomme (J. Kasay kick) (8-79, 4:48)	7	0
EAGLES	2	2:56	J. Akers 41 yd. Field Goal (14-44, 7:16)	0	3
PANTHERS	3	4:11	D. Foster 1 yd. run (J. Kasay kick) (4-37, 2:07)	14	3

# POSTSEASON HISTORY

## FINAL INDIVIDUAL STATISTICS

Carolina Panthers										Philadelphia Eagles																				
<b>RUSHING</b>	ATT	YDS	AVG	LG	TD						<b>RUSHING</b>	ATT	YDS	AVG	LG	TD														
S. Davis	19	76	4.0	15	0						D. Staley	13	79	6.1	18	0														
D. Foster	14	60	4.3	13	1						C. Buckhalter	11	48	4.4	9	0														
J. Delhomme	4	7	1.8	10	0						D. McNabb	2	10	5.0	7	0														
M. Muhammad	1	5	5.0	5	0																									
R. Smart	1	5	5.0	5	0																									
B. Hoover	1	2	2.0	2	0																									
<b>Total</b>	<b>40</b>	<b>155</b>	<b>3.9</b>	<b>15</b>	<b>1</b>						<b>Total</b>	<b>26</b>	<b>137</b>	<b>5.3</b>	<b>18</b>	<b>0</b>														
<b>PASSING</b>	ATT	CMP	YDS	SK/YD	TD	LG	IN	RTG.						<b>PASSING</b>	ATT	CMP	YDS	SK/YD	TD	LG	IN	RTG.								
J. Delhomme	14	9	101	0/0	1	24	0	109.5						D. McNabb	22	10	100	4/28	0	23	3	19.3								
<b>Total</b>	<b>14</b>	<b>9</b>	<b>101</b>	<b>0/0</b>	<b>1</b>	<b>24</b>	<b>0</b>	<b>109.5</b>						K. Detmer	14	7	88	1/8	0	27	1	40.2								
<b>Total</b>	<b>36</b>	<b>17</b>	<b>188</b>	<b>5/36</b>	<b>0</b>	<b>27</b>	<b>4</b>	<b>23.6</b>																						
<b>PASS RECEIVING</b>	NO	YDS	AVG	LG	TD						<b>PASS RECEIVING</b>	NO	YDS	AVG	LG	TD														
S. Smith	3	26	8.7	15	0						C. Lewis	4	69	17.3	27	0														
M. Muhammad	2	39	19.5	24	1						F. Mitchell	4	38	9.5	12	0														
S. Davis	1	21	21.0	21	0						D. Staley	4	33	8.3	19	0														
B. Hoover	1	6	6.0	6	0						C. Buckhalter	2	26	13.0	23	0														
D. Foster	1	6	6.0	6	0						L. Smith	1	12	12.0	12	0														
N. Goings	1	3	3.0	3	0						J. Thrash	1	9	9.0	9	0														
<b>Total</b>	<b>9</b>	<b>101</b>	<b>11.2</b>	<b>24</b>	<b>1</b>						J. Ritchie	1	1	1.0	1	0														
<b>Total</b>	<b>9</b>	<b>101</b>	<b>3.0</b>	<b>24</b>	<b>1</b>						<b>Total</b>	<b>17</b>	<b>188</b>	<b>11.1</b>	<b>27</b>	<b>0</b>														
<b>INTERCEPTIONS</b>	NO	YDS	AVG	LG	TD						<b>INTERCEPTIONS</b>	NO	YDS	AVG	LG	TD														
R. Manning	3	15	5.0	13	0																									
D. Morgan	1	-2	-2.0	-2	0																									
<b>Total</b>	<b>4</b>	<b>13</b>	<b>3.3</b>	<b>13</b>	<b>0</b>						<b>Total</b>	<b>0</b>	<b>0</b>	<b>0.0</b>	<b>0</b>	<b>0</b>														
<b>PUNTING</b>	NO	YDS	AVG	TB	IN20	LG						<b>PUNTING</b>	NO	YDS	AVG	TB	IN20	LG												
T. Sauerbrun	7	283	40.7	1	2	59						D. Johnson	4	147	36.8	1	1	54												
J. Kasay	1	21	21.0	0	1	21						<b>Total</b>	<b>4</b>	<b>147</b>	<b>36.8</b>	<b>1</b>	<b>1</b>	<b>54</b>												
<b>Total</b>	<b>8</b>	<b>306</b>	<b>38.3</b>	<b>1</b>	<b>3</b>	<b>59</b>																								
<b>PUNT RETURNS</b>	NO	YDS	AVG	FC	LG	TD						<b>PUNT RETURNS</b>	NO	YDS	AVG	FC	LG	TD												
S. Smith	0	0	0.0	1	0	0						L. Sheppard	1	11	11.0	0	11	0												
(DOWNED)	1	0	0.0	0	0	0						R. Maho	1	3	3.0	0	3	0												
(OUT OF BOUNDS)	1	0	0.0	0	0	0						(DOWNED)	4	0	0.0	0	0	0												
(TOUCHBACK)	1	0	0.0	0	0	0						(OUT OF BOUNDS)	1	0	0.0	0	0	0												
<b>Returns</b>	<b>0</b>	<b>0</b>	<b>0.0</b>	<b>1</b>	<b>0</b>	<b>0</b>						(TOUCHBACK)	2	14	7.0	2	0	0												
<b>KICKOFF RETURNS</b>	NO	YDS	AVG	FC	LG	TD						<b>KICKOFF RETURNS</b>	NO	YDS	AVG	FC	LG	TD												
R. Smart	1	40	40.0	0	40	0						J. Thrash	3	62	20.7	0	21	0												
K. Dyson	1	17	17.0	0	17	0						<b>Returns</b>	<b>3</b>	<b>62</b>	<b>20.7</b>	<b>0</b>	<b>21</b>	<b>0</b>												
<b>Returns</b>	<b>2</b>	<b>57</b>	<b>28.5</b>	<b>0</b>	<b>40</b>	<b>0</b>																								
<b>FUMBLES</b>	Fum	Own Rec.	Yds	TD	FF	Opp. Rec.	Yds	TD	Out Bnds						<b>FUMBLES</b>	Fum	Own Rec.	Yds	TD	FF	Opp. Rec.	Yds	TD	Out Bnds						
D. Foster	1	0	0	0	0	0	0	0	0						L. Sheppard	1	0	0	0	0	0	0	0	0	0					
J. Wiggins	0	1	0	0	0	0	0	0	0						Q. Mikell	0	1	0	0	0	0	0	0	0	0					
J. Cooper	0	0	0	0	1	0	0	0	0						Ik. Reese	0	0	0	0	1	0	0	0	0	0					
<b>Total</b>	<b>1</b>	<b>1</b>	<b>0</b>	<b>0</b>	<b>1</b>	<b>0</b>	<b>0</b>	<b>0</b>	<b>0</b>						<b>Total</b>	<b>1</b>	<b>1</b>	<b>0</b>	<b>0</b>	<b>1</b>	<b>0</b>	<b>0</b>	<b>0</b>	<b>0</b>	<b>0</b>					

## FINAL TEAM STATISTICS

	VISITOR PANTHERS		HOME EAGLES			VISITOR PANTHERS		HOME EAGLES	
<b>TOTAL FIRST DOWNS</b>	14		18		Had Blocked	0			
By Rushing	8		8		0				
By Passing	4		7		FGs - PATs Had Blocked	0-0		0-0	
By Penalty	1		3		Net punting average	34.0		31.8	
<b>THIRD DOWN EFFICIENCY</b>	4-13-31%		2-13-15%		<b>TOTAL RETURN YARDAGE (Not Including Kickoffs)</b>	13		14	
<b>FOURTH DOWN EFFICIENCY</b>	0-0-0%		1-2-50%		No. and Yards Punt Returns	0-0		2-14	
<b>TOTAL NET YARDS</b>	256		289		No. and Yards Kickoff Returns	2-57		3-62	
Total Offensive Plays (inc. times thrown passing)	54		67		No. and Yards Interception Returns	4-13		0-0	
Average gain per offensive play	4.7		4.3		<b>PENALTIES Number and Yards</b>	5-35		4-34	
<b>NET YARDS RUSHING</b>	155		137		<b>FUMBLES Number and Lost</b>	1-0		1-0	
Total Rushing Plays	140		150		<b>TOUCHDOWNS</b>	2		0	
Average gain per rushing play	3.9		5.3		Rushing	1		0	
Tackles for a loss - number and yards	2-6		0-0		Passing	1		0	
<b>NET YARDS PASSING</b>	101		152		<b>EXTRA POINTS Made-Attempts</b>	2-2		0-0	
Times thrown - yards lost attempting to pass	0-0		5-36		Kicking Made-Attempts	2-2		0-0	
Gross yards passing	101		188		<b>FIELD GOALS Made-Attempts</b>	0-0		1-1	
<b>PASS ATTEMPTS-COMPLETIONS-HAD INTERCEPTED</b>	14-9-0		36-17-4		<b>RED ZONE EFFICIENCY</b>	1-1-100%		0-0-0%	
Average gain per pass play (inc. # thrown passing)	7.2		3.7		<b>GOAL TO GO EFFICIENCY</b>	1-1-100%		0-2-0%	
<b>KICKOFFS Number-In End Zone-Touchbacks</b>	3-0-0		2-1-0		<b>SAFETIES</b>	0		0	
<b>PUNTS Number and Average</b>	8-38.3		4-36.8		<b>FINAL SCORE</b>	14		3	
					<b>TIME OF POSSESSION</b>	30:11		29:49	

## DEFENSIVE STATISTICS (based on coaches' film review)

Player	TT	S	A	S-yds	I-yds	PD	FF	FR	Player	TT	S	A	S-yds	I-yds	PD	FF	FR
D. Morgan	12	6	6	0-0	1-2	0	0	0	S. Burton	2	1	1	-5-4	0-0	0	0	0
D. Grant	9	5	4	0-0	0-0	1	0	0	J. Peppers	1	1	0	0-0	0-0	0	0	0
W. Witherspoon	9	5	4	1-7	0-0	0	0	0	G. Favors	1	1	0	0-0	0-0	0	0	0
T. Cousin	8	5	3	0-0	0-0	1	0	0	K. Jenkins	1	0	1	0-0	0-0	0	0	0
M. Minter	6	5	1	-5-7.5	0-0	2	1	0	A. Wallace	1	0	1	-5-7.5	0-0	0	0	0
R. Howard	6	4	2	0-0	0-0	2	0	0	<b>Total</b>	<b>67</b>	<b>40</b>	<b>27</b>	<b>5-36.5</b>	<b>3-13</b>	<b>8</b>	<b>1</b>	<b>0</b>
M. Rucker	4	3	1	1-7	0-0	0	0	0									
B. Buckner	4	2	2	1.5-10.5	0-0	0	0	0									
R. Manning	3	2	1	0-0	3-15	2	0	0									

# POSTSEASON HISTORY

## SUPER BOWL XXXVIII

### NEW ENGLAND 32 – CAROLINA 29

February 1, 2004  
Reliant Stadium • Houston, TX

**WEATHER:** Played indoors on grass - **ATTENDANCE:** 71,525 - **TIME:** 4:05

In their first Super Bowl, the Carolina Panthers scored 19 fourth-quarter points to tie New England with one minute remaining, but kicker Adam Vinatieri converted a 41-yard field goal to give the Patriots a 32-29 victory for their second Super Bowl victory in three seasons.

The first quarter was scoreless, with help from the Panthers defense who kept New England off the board by blocking one Vinatieri field goal and withstanding another missed attempt.

In the second quarter, a Carolina fumble on the 19-yard line was recovered by defensive tackle Richard Seymour and set up a Tom Brady five-yard touchdown pass to Deion Branch. The touchdown broke the tie with 3:10 remaining in the half.

Quarterback Jake Delhomme led the Panthers on an eight-play, 95-yard drive, the then second longest drive in Super Bowl history, that culminated with a Delhomme-to-Steve Smith touchdown pass from 39 yards out.

Brady completed four of six passes for 78 yards, and with 23 seconds remaining in the half, hit wide receiver David Givens with another five-yard touchdown pass to put the Patriots back in front, 14-7.

Kris Mangum returned a kickoff to the Panthers 47-yard line and after a 21-yard run by Stephen Davis, the Panthers called timeout with five seconds left. John Kasay booted a 50-yard field goal as the first half expired to make it 14-10.

On the second play of the fourth quarter, Patriots running back Antowain Smith scored on a two-yard run that extended the New England lead to 21-10.

DeShaun Foster finished a six-play, 81-yard Panther drive with a 33-yard touchdown run, the then fourth-longest run in Super Bowl history. Carolina missed on their two-point attempt and the score was 21-16.

New England drove down the field and threatened to extend their lead once again, but Reggie Howard intercepted Brady's pass in the end zone and returned it to the 10-yard line.

Three plays later, Delhomme hit Muhsin Muhammad for an 85-yard touchdown, giving the Panthers their first lead with 7:06 remaining in the game. The Panthers missed on another two-point attempt, keeping the score 22-21.

The scoring continued as the Patriots drove 68 yards in 11 plays, ending with a Mike Vrabel touchdown. New England converted their two-point attempt and led 29-22 with 2:55 remaining.

Delhomme then drove his team 80 yards on just seven plays, hitting Ricky Proehl across the middle for a 12-yard touchdown that tied the game with 1:13 remaining. However, Brady mounted one last scoring drive to set up Vinatieri at the Carolina 34-yard line for the winning kick.

### OFFICIALS

Referee — Ed Hochuli (85) Umpire — Jeff Rice (28) Head Linesman — Mark Hittner (28) Line Judge — Ben Montgomery (117)

Field Judge — Tom Sifferman (118) Side Judge — Laird Hayes (125) Back Judge — Scott Green (19) Replay — Larry Hill

### STARTING LINEUPS

#### Carolina Panthers

Offense		Defense	
WR 87 M. Muhammad	LDE 90 J. Peppers		
LT 75 T. Steussie	LDT 99 B. Buckner		
LG 78 J. James	RDT 77 K. Jenkins		
C 60 J. Mitchell	RDE 93 M. Rucker		
RG 65 K. Donnalley	SLB 53 G. Favors		
RT 69 J. Gross	MLB 55 D. Morgan		
TE 84 J. Wiggins	WLB 54 W. Witherspoon		
WR 89 S. Smith	LCB 24 R. Manning		
QB 17 J. Delhomme	RCB 23 R. Howard		
FB 45 B. Hoover	SS 30 M. Minter		
RB 48 S. Davis	FS 27 D. Grant		

#### New England Patriots

Offense		Defense	
WR 83 D. Branch	LE 91 B. Hamilton		
LT 72 M. Light	NT 92 T. Washington		
LG 71 R. Hochstein	RE 93 R. Seymour		
C 67 D. Koppen	OLB 55 W. McGinest		
RG 63 J. Andruzzi	ILB 54 T. Bruschi		
RT 68 T. Ashworth	ILB 95 R. Phifer		
TE 82 D. Graham	OLB 50 M. Vrabel		
WR 80 T. Brown	LCB 24 T. Law		
QB 12 T. Brady	RCB 38 T. Poole		
RB 32 A. Smith	S 26 E. Wilson		
FB 31 L. Centers	S 37 R. Harrison		

**CAROLINA SUBSTITUTIONS:** K 4 J. Kasay, P 10 T. Sauerbrun, RB 20 D. Foster, CB 21 T. Cousin, S 28 C. Branch, CB 29 D. Wesley, RB 32 R. Smart, RB 37 N. Goings, S 40 J. Cooper, LB 50 V. Curciu, LB 52 B. Allen, LB 56 J. Kyle, LB 57 L. Towns, T 71 M. Willig, G 72 B. Nelson, WR 81 R. Proehl, WR 85 K. Dyson, TE 86 K. Mangum, WR 88 K. Hankton, DE 96 A. Wallace, DE 97 K. Rasmussen, 98 S. Burton. **DID NOT PLAY:** QB 9 R. Peete. **INACTIVE:** QB 16 C. Weinke, CB 31 W. Hampton, S 42 T. Tillman, TE 47 M. Battaglia OL 76 T. Reyes, G 79 D. Brzezinski, WR 80 E. Baker, DT 94 K. Morehead.

VISITOR	1	2	3	4	OT	TOTAL	FIELD GOALS (made( ) & missed)
Carolina Panthers	0	10	0	19	-	29	J. Kasay (50)
New England Patriots	0	14	0	18	-	32	A. Vinatieri 31WR 36B (41)

Team	Qtr	Clock Time	PLAY DESCRIPTION (Extra Point) (Drive Info)	SCORE	
				Visitor	Home
PATRIOTS	2	3:05	D. Branch 5 yd. pass from T. Brady (A. Vinatieri kick) (4-20, 2:10)	0	7
PANTHERS	2	1:07	S. Smith 39 yd. pass from J. Delhomme (J. Kasay kick) (8-95, 1:58)	7	7
PATRIOTS	2	0:18	D. Givens 5 yd. pass from T. Brady (A. Vinatieri kick) (6-78, 0:49)	7	14
PANTHERS	2	0:00	J. Kasay 50 yd. Field Goal (2-21, 0:18)	10	14
PATRIOTS	4	14:49	A. Smith 2 yd. run (A. Vinatieri kick) (8-71, 4:08)	10	21
PANTHERS	4	12:39	D. Foster 33 yd. run (pass failed) (6-81, 2:10)	16	21
PANTHERS	4	6:53	M. Muhammad 85 yd. pass from J. Delhomme (pass failed) (3-90, 0:45)	22	21
PATRIOTS	4	2:51	M. Vrabel 1 yd. pass from T. Brady (K. Faulk run) (11-68, 4:02)	22	29
PANTHERS	4	1:08	R. Proehl 12 yd. pass from J. Delhomme (J. Kasay kick) (7-80, 1:43)	29	29
PATRIOTS	4	0:04	A. Vinatieri 41 yd. Field Goal (6-37, 1:04)	29	32

# POSTSEASON HISTORY

## FINAL INDIVIDUAL STATISTICS

Carolina Panthers										New England Patriots													
<b>RUSHING</b>	<b>ATT</b>	<b>YDS</b>	<b>AVG</b>	<b>LG</b>	<b>TD</b>					<b>RUSHING</b>	<b>ATT</b>	<b>YDS</b>	<b>AVG</b>	<b>LG</b>	<b>TD</b>								
S. Davis	13	49	3.8	21	0					A. Smith	26	83	3.2	9	1								
D. Foster	3	43	14.3	33t	1					K. Faulk	6	42	7.0	23	0								
										T. Brady	2	12	6.0	12	0								
										T. Brown	1	-10	-10.0	-10	0								
<b>Total</b>	<b>16</b>	<b>92</b>	<b>5.8</b>	<b>33t</b>	<b>1</b>					<b>Total</b>	<b>35</b>	<b>127</b>	<b>3.6</b>	<b>23</b>	<b>1</b>								
<b>PASSING</b>	<b>ATT</b>	<b>CMP</b>	<b>YDS</b>	<b>SK/YD</b>	<b>TD</b>	<b>LG</b>	<b>IN</b>	<b>RTG.</b>					<b>PASSING</b>	<b>ATT</b>	<b>CMP</b>	<b>YDS</b>	<b>SK/YD</b>	<b>TD</b>	<b>LG</b>	<b>IN</b>	<b>RTG.</b>		
J. Delhomme	33	16	323	4/28	3	85t	0	113.6					T. Brady	48	32	354	0/0	3	52	1	100.5		
<b>Total</b>	<b>33</b>	<b>16</b>	<b>323</b>	<b>4/28</b>	<b>3</b>	<b>85t</b>	<b>0</b>	<b>113.6</b>					<b>Total</b>	<b>48</b>	<b>32</b>	<b>354</b>	<b>0/0</b>	<b>3</b>	<b>52</b>	<b>1</b>	<b>100.5</b>		
<b>PASS RECEIVING</b>	<b>NO</b>	<b>YDS</b>	<b>AVG</b>	<b>LG</b>	<b>TD</b>					<b>PASS RECEIVING</b>	<b>NO</b>	<b>YDS</b>	<b>AVG</b>	<b>LG</b>	<b>TD</b>								
M. Muhammad	4	140	35.0	85t	1					D. Branch	10	143	14.3	52	1								
S. Smith	4	80	20.0	39t	1					T. Brown	8	76	9.5	13	0								
R. Proehl	4	71	17.8	31	1					D. Givens	5	69	13.8	25	1								
J. Wiggins	2	21	10.5	15	0					D. Graham	4	46	11.5	33	0								
D. Foster	1	9	9.0	9	0					K. Faulk	4	19	4.8	7	0								
K. Mangum	1	3	3.0	3	0					M. Vrabel	1	1	1.0	1t	1								
<b>Total</b>	<b>16</b>	<b>323</b>	<b>20.2</b>	<b>85t</b>	<b>3</b>					<b>Total</b>	<b>32</b>	<b>354</b>	<b>11.1</b>	<b>52</b>	<b>3</b>								
<b>INTERCEPTIONS</b>	<b>NO</b>	<b>YDS</b>	<b>AVG</b>	<b>LG</b>	<b>TD</b>					<b>INTERCEPTIONS</b>	<b>NO</b>	<b>YDS</b>	<b>AVG</b>	<b>LG</b>	<b>TD</b>								
R. Howard	1	12	12.0	12	0						0	0	0.0	0	0								
<b>Total</b>	<b>1</b>	<b>12</b>	<b>12.0</b>	<b>12</b>	<b>0</b>					<b>Total</b>	<b>0</b>	<b>0</b>	<b>0.0</b>	<b>0</b>	<b>0</b>								
<b>PUNTING</b>	<b>NO</b>	<b>YDS</b>	<b>AVG</b>	<b>TB</b>	<b>IN20</b>	<b>LG</b>					<b>PUNTING</b>	<b>NO</b>	<b>YDS</b>	<b>AVG</b>	<b>TB</b>	<b>IN20</b>	<b>LG</b>						
T. Sauerbrun	7	310	44.3	0	1	51					K. Walter	5	173	34.6	0	2	51						
<b>Total</b>	<b>7</b>	<b>310</b>	<b>44.3</b>	<b>0</b>	<b>1</b>	<b>51</b>					<b>Total</b>	<b>5</b>	<b>173</b>	<b>34.6</b>	<b>0</b>	<b>2</b>	<b>51</b>						
<b>PUNT RETURNS</b>	<b>NO</b>	<b>YDS</b>	<b>AVG</b>	<b>FC</b>	<b>LG</b>	<b>TD</b>					<b>PUNT RETURNS</b>	<b>NO</b>	<b>YDS</b>	<b>AVG</b>	<b>FC</b>	<b>LG</b>	<b>TD</b>						
S. Smith	1	2	2.0	1	2	0					T. Brown	4	40	10.0	1	28	0						
(DOWNED)	3	0	0.0	0	0	0					D. Branch	1	2	2.0	1	2	0						
<b>Returns</b>	<b>1</b>	<b>2</b>	<b>2.0</b>	<b>1</b>	<b>2</b>	<b>0</b>					<b>Returns</b>	<b>5</b>	<b>42</b>	<b>8.4</b>	<b>2</b>	<b>28</b>	<b>0</b>						
<b>KICKOFF RETURNS</b>	<b>NO</b>	<b>YDS</b>	<b>AVG</b>	<b>FC</b>	<b>LG</b>	<b>TD</b>					<b>KICKOFF RETURNS</b>	<b>NO</b>	<b>YDS</b>	<b>AVG</b>	<b>FC</b>	<b>LG</b>	<b>TD</b>						
R. Smart	4	74	18.5	0	22	0					B. Johnson	4	78	19.5	0	29	0						
S. Smith	1	30	30.0	0	30	0					(OUT OF BOUNDS)	1	0	0.0	0	0	0						
K. Mangum	1	12	12.0	0	12	0					<b>Returns</b>	<b>4</b>	<b>78</b>	<b>19.5</b>	<b>0</b>	<b>29</b>	<b>0</b>						
<b>Returns</b>	<b>6</b>	<b>116</b>	<b>19.3</b>	<b>0</b>	<b>30</b>	<b>0</b>					<b>Returns</b>	<b>4</b>	<b>78</b>	<b>19.5</b>	<b>0</b>	<b>29</b>	<b>0</b>						
<b>FUMBLES</b>	<b>Fum</b>	<b>Own Rec.</b>	<b>Yds</b>	<b>TD</b>	<b>FF</b>	<b>Opp. Rec.</b>	<b>Yds</b>	<b>TD</b>	<b>Out Bnds</b>					<b>FUMBLES</b>	<b>Fum</b>	<b>Own Rec.</b>	<b>Yds</b>	<b>TD</b>	<b>FF</b>	<b>Opp. Rec.</b>	<b>Yds</b>	<b>TD</b>	<b>Out Bnds</b>
J. Delhomme	1	0	0	0	0	0	0	0	0					M. Vrabel	0	0	0	0	1	0	0	0	0
														R. Seymour	0	0	0	0	1	0	0	0	0
<b>Total</b>	<b>1</b>	<b>0</b>	<b>0</b>	<b>0</b>	<b>0</b>	<b>0</b>	<b>0</b>	<b>0</b>	<b>0</b>					<b>Total</b>	<b>1</b>	<b>0</b>	<b>1</b>	<b>0</b>	<b>1</b>	<b>1</b>	<b>0</b>	<b>0</b>	<b>0</b>

## FINAL TEAM STATISTICS

	VISITOR				HOME					VISITOR				HOME			
	PANTHERS				PATRIOTS					PANTHERS				PATRIOTS			
<b>TOTAL FIRST DOWNS</b>	17				29					0-0				1-0			
By Rushing	3				7					38.3				34.2			
By Passing	12				19					14				42			
By Penalty	2				3					1-2				5-42			
<b>THIRD DOWN EFFICIENCY</b>	4-12-33%				8-17-47%					6-116				4-78			
<b>FOURTH DOWN EFFICIENCY</b>	0-0-0%				1-1-100%					1-12				0-0			
<b>TOTAL NET YARDS</b>	387				481					12-73				8-60			
Total Offensive Plays (inc. times thrown passing)	53				83					1-1				1-0			
Average gain per offensive play	7.3				5.8					TOUCHDOWNS				4			
<b>NET YARDS RUSHING</b>	92				127					Rushing				1			
Total Rushing Plays	16				35					Passing				3			
Average gain per rushing play	5.8				3.6					EXTRA POINTS Made-Attempts				2-4			
Tackles for a loss -- number and yards	2-4				2-13					Kicking Made-Attempts				2-2			
<b>NET YARDS PASSING</b>	295				354					Passing Made-Attempts				0-2			
Times thrown -- yards lost attempting to pass	4-28				0-0					FIELD GOALS Made-Attempts				1-1			
Gross yards passing	323				354					RED ZONE EFFICIENCY				1-1-100%			
<b>PASS ATTEMPTS-COMPLETIONS-HAD INTERCEPTED</b>	33-16-0				48-32-1					GOAL TO GO EFFICIENCY				0-0-0%			
Average gain per pass play (inc. # thrown passing)	8.0				7.4					SAFETIES				0			
<b>KICKOFFS Number-In End Zone-Touchbacks</b>	5-0-0				6-3-0					FINAL SCORE				29			
<b>PUNTS Number and Average</b>	7-44.3				5-34.6					TIME OF POSSESSION				21:02			
Had Blocked	0				0												

## DEFENSIVE STATISTICS (based on coaches' film review)

Player	TT	S	A	S-yds	I-yds	PD	FF	FR	Player	TT	S	A	S-yds	I-yds	PD	FF	FR
D. Morgan	25	15	10	0-0	0-0	0	0	0	A. Wallace	4	2	2	0-0	0-0	0	0	0
M. Minter	18	10	8	0-0	0-0	1	0	0	S. Burton	3	1	2	0-0	0-0	0	0	0
W. Witherspoon	16	6	10	0-0	0-0	0	0	0	R. Howard	6	6	0	0-0	1-12	0	0	0
D. Grant	8	5	3	0-0	0-0	1	0	0	M. Rucker	1	1	0	0-0	0-0	0	0	0
T. Cousin	7	4	3	0-0	0-0	2	0	0	B. Buckner	4	2	2	0-0	0-0	0	0	0
R. Manning	6	3	3	0-0	0-0	0	0	0	J. Peppers	5	2	3	0-0	0-0	0	0	0
G. Favors	6	1	5	0-0	0-0	0	0	0	K. Jenkins	4	3	1	0-0	0-0	0	0	0
B. Buckner	4	2	2	0-0	0-0	0	0	0	<b>Total</b>	<b>113</b>	<b>61</b>	<b>52</b>	<b>0-0</b>	<b>1-12</b>	<b>4</b>	<b>0</b>	<b>0</b>

# POSTSEASON HISTORY

## NFC WILD CARD PLAYOFFS

### CAROLINA 23 – NEW YORK GIANTS 0

January 8, 2006

Giants Stadium • East Rutherford, NJ

**WEATHER:** Sunny, 44°, Wind NW 6 mph - **ATTENDANCE:** 79,378 - **TIME:** 2:39

Carolina's defense held a New York Giants offense that ranked third in the NFL in points per game scoreless en route to notching the third shutout in team history with a 23-0 victory over the Giants in the NFC Wild Card game. Carolina became the first team to register a shutout on the road in the playoffs since 1980 when the Los Angeles Rams posted a 9-0 victory at Tampa Bay (01/05/80) in the 1979 NFC Championship. The Panthers forced five sacks and five turnovers, converting four of them into 16 points. The defense yielded a season-low 132 total net yards to New York, who ranked fourth in the NFL in total offense during

the regular season with an average of 361.7 yards per game. Running back DeShaun Foster rushed for 151 yards to help the Panthers accumulate 223 yards rushing on 45 attempts and maintain possession for 42:45. The time of possession was the highest in team history for any game, bettering the previous record of 41:51 at New Orleans (12/05/04). The team's rushing attempts tied for the most in team history and the rushing yards equalled the second-highest total. Safety Marlon McCree matched his career high with two interceptions.

### OFFICIALS

**Referee** — Bill Leavy (127) **Umpire** — Richard Hall (49) **Head Linesman** — Mark Baltz (26) **Line Judge** — Charles Stewart (62) **Field Judge** — Rob Vernatchi (75) **Side Judge** — Don Carlsen (39) **Back Judge** — Kirk Doman (6) **Replay** — Bob Mantoath

### STARTING LINEUPS

Carolina Panthers						New York Giants					
Offense			Defense			Offense			Defense		
WR	89	S. Smith	LDE	90	J. Peppers	WR	17	P. Burrett	LE	92	M. Strahan
LT	70	T. Wharton	LDT	99	B. Buckner	LT	77	L. Pettigout	LT	70	K. Clancy
LG	68	M. Wahle	RDT	67	J. Carstens	LG	66	D. Diehl	RT	94	W. Joseph
C	60	J. Mitchell	RDE	93	M. Rucker	C	60	S. O'Hara	RE	72	O. Umenyiora
RG	76	T. Reyes	SLB	55	D. Morgan	RG	76	C. Snee	SLB	59	A. Jackson
RT	69	J. Gross	WLB	54	W. Witherspoon	RT	67	K. McKenzie	MLB	44	K. Lewis
TE	84	M. Gaines	LCB	20	C. Gamble	TE	80	J. Shockey	WLB	54	N. Greisen
WR	83	K. Colbert	RCB	23	K. Lucas	WR	81	A. Toomer	LCB	25	W. Allen
QB	17	J. Delhomme	CB	24	R. Manning	WR	85	D. Tyree	RCB	23	C. Webster
FB	45	B. Hoover	SS	27	M. McCree	QB	10	E. Manning	SS	28	G. Wilson
RB	26	D. Foster	FS	30	M. Minter	RB	21	T. Barber	FS	26	B. Alexander

**CAROLINA SUBSTITUTIONS:** K 4 J.Kasay, P 7 J.Baker, QB16 C.Weinke, WR 18 D.Carter, CB 21 D.Wesley, RB 22 J.Robertson, RB 32 R.Smart, RB 37 N.Goings, S 47 T.Davis, LB 50 V.Ciurciu, LB 52 C.Draft, LB 53 B. Short, LB 56 J.Kyle, LB 57 S.Tufts, C 63 G.Hangartner, T 78 T.Fordham, WR 81 R.Proehl, TE 82 M.Seidman, TE 86 K.Mangum, WR 88 K.Hankton, DT 94 K.Moorehead, DE 96 Al Wallace, DE 97 K.Rasmussen **INACTIVE:** 3QB 3 S.LeFors, WR 5 E. Hill, CB 38 G. Wilds, FB 49 C. Cramer, T 61 D.Kadela, G 71 E.Mathis, DE 92 J.Haye, DT 98 A.Ellison

VISITOR	HOME	1	2	3	4	OT	TOTAL	FIELD GOALS (made( ) & missed)
Carolina Panthers	New York Giants	0	10	7	6	-	23	J. Kasay (31) (45) (18)

Team	Qtr	Clock Time	PLAY DESCRIPTION (Extra Point) (Drive Info)	SCORE	
				Visitor	Home
PANTHERS	2	9:41	S.Smith 22 yd. pass from J.Delhomme (J.Kasay kick) (12-77, 7:46)	7	0
PANTHERS	2	0:30	J.Kasay 31 yd. Field Goal (4-2, 0:58)	10	0
PANTHERS	3	6:57	S.Smith 12 yd. run (J.Kasay kick) (1-12, 0:06)	17	0
PANTHERS	4	13:33	J.Kasay 45 yd. Field Goal (10-55, 6:07)	20	0
PANTHERS	4	2:40	J.Kasay 18 yd. Field Goal (14-55, 8:55)	23	0

# POSTSEASON HISTORY

## FINAL INDIVIDUAL STATISTICS

Carolina Panthers										New York Giants									
<b>RUSHING</b>										<b>RUSHING</b>									
D.Foster	ATT	YDS	AVG	LG	TD	T.Barber	ATT	YDS	AVG	LG	TD								
27	151	5.6	31	0	13	41	3.2	9	0										
N.Goings	12	63	5.3	18	0														
S.Smith	1	12	12.0	12	1														
B.Hoover	2	0	0.0	0	0														
C.Weinke	3	-3	-1.0	-1	0														
<b>Total</b>	<b>45</b>	<b>223</b>	<b>5.0</b>	<b>31</b>	<b>1</b>	<b>Total</b>	<b>13</b>	<b>41</b>	<b>3.2</b>	<b>9</b>	<b>0</b>								
<b>PASSING</b>										<b>PASSING</b>									
J.Delhomme	ATT	CMP	YDS	SK/YD	TD	LG	IN	Rtg.	E.Manning	ATT	CMP	YDS	SK/YD	TD	LG	IN	Rtg.		
22	15	140	3/19	1	25	0	100.6	18	10	113	4/22	0	25	3	35.0				
N.Goings	0	0	0	1/9	0	0	0.0												
<b>Total</b>	<b>22</b>	<b>15</b>	<b>140</b>	<b>4/28</b>	<b>1</b>	<b>25</b>	<b>0</b>	<b>100.6</b>	<b>Total</b>	<b>18</b>	<b>10</b>	<b>113</b>	<b>4/22</b>	<b>0</b>	<b>25</b>	<b>3</b>	<b>35.0</b>		
<b>PASS RECEIVING</b>										<b>PASS RECEIVING</b>									
S.Smith	NO	YDS	AVG	LG	TD	J.Shockey	NO	YDS	AVG	LG	TD								
10	84	8.4	22	1	3	50	16.7	25	0										
K.Colbert	2	31	15.5	25	0	A.Toomer	3	31	10.3	13	0								
M.Mangum	1	11	11.0	11	0	T.Barber	3	28	9.3	17	0								
N.Goings	1	10	10.0	10	0	V.Shiancock	1	4	4.0	4	0								
D.Foster	1	4	4.0	4	0														
<b>Total</b>	<b>15</b>	<b>140</b>	<b>9.3</b>	<b>25</b>	<b>1</b>	<b>Total</b>	<b>10</b>	<b>113</b>	<b>11.3</b>	<b>25</b>	<b>0</b>								
<b>INTERCEPTIONS</b>										<b>INTERCEPTIONS</b>									
M.McCree	NO	YDS	AVG	LG	TD		NO	YDS	AVG	LG	TD								
2	-9	-4.5	1	0															
K.Lucas	1	14	14.0	14	0														
<b>Total</b>	<b>3</b>	<b>5</b>	<b>1.7</b>	<b>14</b>	<b>0</b>	<b>Total</b>	<b>0</b>	<b>0</b>	<b>0.0</b>	<b>0</b>	<b>0</b>								
<b>PUNTING</b>										<b>PUNTING</b>									
J.Baker	NO	YDS	AVG	TB	IN20	LG	J.Feagles	NO	YDS	AVG	TB	IN20	LG						
4	151	37.8	1	2	42	4	155	38.8	1	2	49								
<b>Total</b>	<b>4</b>	<b>151</b>	<b>37.8</b>	<b>1</b>	<b>2</b>	<b>42</b>	<b>Total</b>	<b>4</b>	<b>155</b>	<b>38.8</b>	<b>1</b>	<b>2</b>	<b>49</b>						
<b>PUNT RETURNS</b>										<b>PUNT RETURNS</b>									
(DOWNED)	NO	YDS	AVG	FC	LG	TD	C.Morton	NO	YDS	AVG	FC	LG	TD						
1	0	0.0	0	0	0	1	5	5.0	0	5	0								
(OUT OF BOUNDS)	2	0	0.0	0	0	0	G.Wilson	1	0	0.0	0	0	0						
(TOUCHBACK)	1	0	0.0	0	0	0	(DOWNED)	1	0	0.0	0	0	0						
0	0	0.0	0	0	0	(TOUCHBACK)	1	0	0.0	0	0	0							
Returns	0	0	0.0	0	0	0	Returns	2	5	2.5	0	5	0						
<b>KICKOFF RETURNS</b>										<b>KICKOFF RETURNS</b>									
J.Robertson	NO	YDS	AVG	FC	LG	TD	C.Morton	NO	YDS	AVG	FC	LG	TD						
1	17	17.0	0	17	0	6	122	20.3	0	28	0								
Returns	1	17	17.0	0	17	0	Returns	6	122	20.3	0	28	0						
<b>FUMBLES</b>										<b>FUMBLES</b>									
J.Delhomme	Fum	Own Rec.	Yds	TD	FF	Opp. Rec.	Yds	TD	Out Bnds	E.Manning	Fum	Own Rec.	Yds	TD	FF	Opp. Rec.	Yds	TD	Out Bnds
1	0	0	0	0	0	0	0	0	1	0	0	0	0	0	0	0	0	0	
T.Wharton	0	1	0	0	0	0	0	0	G.Wilson	1	0	0	0	0	0	0	0	0	
W.Witherspoon	0	0	0	0	1	0	0	0	O.Umenyiora	0	0	0	0	1	0	0	0		
M.Rucker	0	0	0	0	0	1	0	0											
D.Wesley	0	0	0	0	0	1	0	0											
<b>Total</b>	<b>1</b>	<b>1</b>	<b>0</b>	<b>0</b>	<b>1</b>	<b>2</b>	<b>0</b>	<b>0</b>	<b>Total</b>	<b>2</b>	<b>0</b>	<b>0</b>	<b>0</b>	<b>1</b>	<b>0</b>	<b>0</b>	<b>0</b>	<b>0</b>	

## FINAL TEAM STATISTICS

	VISITOR PANTHERS				HOME GIANTS					VISITOR PANTHERS				HOME GIANTS			
<b>TOTAL FIRST DOWNS</b>	23				9				FGs - PATs Had Blocked	0-0				0-0			
By Rushing	13				1				Net Punting Average	31.5				33.8			
By Passing	9				6				<b>TOTAL RETURN YARDAGE (Not Including Kickoffs)</b>	5				5			
By Penalty	1				2				No. and Yards Punt Returns	0-0				2-5			
<b>THIRD DOWN EFFICIENCY</b>	7-15-47%				1-7-14%				No. and Yards Kickoff Returns	1-17				6-122			
<b>FOURTH DOWN EFFICIENCY</b>	0-0-0%				0-0-0%				No. and Yards Interception Returns	3-5				0-0			
<b>TOTAL NET YARDS</b>	335				132				<b>PENALTIES Number and Yards</b>	7-52				2-15			
Total Offensive Plays (inc. times thrown passing)	71				35				<b>FUMBLES Number and Lost</b>	1-0				2-2			
Average gain per offensive play	4.7				3.8				<b>TOUCHDOWNS</b>	2				0			
<b>NET YARDS RUSHING</b>	223				41				Rushing	1				0			
Total Rushing Plays	45				13				Passing	1				0			
Average gain per rushing play	5.0				3.2				<b>EXTRA POINTS Made-Attempts</b>	2-2				0-0			
Tackles for a loss-number and yards	3-6				1-1				Kicking Made-Attempts	2-2				0-0			
<b>NET YARDS PASSING</b>	112				91				<b>FIELD GOALS Made-Attempts</b>	3-3				0-0			
Times thrown - yards lost attempting to pass	4-28				4-22				<b>RED ZONE EFFICIENCY</b>	1-4-25%				0-0-0%			
Gross yards passing	140				113				<b>GOAL TO GO EFFICIENCY</b>	0-1-0%				0-0-0%			
<b>PASS ATTEMPTS-COMPLETIONS-HAD INTERCEPTED</b>	22-15-0				18-10-3				<b>SAFETIES</b>	0				0			
Avg gain per pass play (inc. # thrown passing)	4.3				4.1				<b>FINAL SCORE</b>	23				0			
<b>KICKOFFS Number-In End Zone-Touchbacks</b>	6-0-0				1-0-0				<b>TIME OF POSSESSION</b>	42:45				17:15			
<b>PUNTS Number and Average</b>	4-37.8				4-38.8												
Had Blocked	0				0												

## DEFENSIVE STATISTICS (based on coaches' film review)

Player	TT	S	A	S-yds	l-yds	PD	FF	FR	Player	TT	S	A	S-yds	l-yds	PD	FF	FR
M. McCree	6	4	2	0	2(-9)	0	0	0	J. Carstens	2	1	1	1-6	0	0	0	0
W. Witherspoon	5	3	2	1-5	0	0	1	0	R. Manning	2	1	1	0	0	0	0	0
C. Gamble	5	2	3	0	0	0	0	0	J. Peppers	2	2	0	1-9	0	1	0	0
M. Minter	4	1	3	0	0	0	0	0	T. Davis	1	1	0	1-7	0	0	0	0
B. Short	4	1	3	0	0	0	0	0	M. Rucker	1	0	1	0	0	1	0	1
D. Morgan	3	0	3	0	0	0	0	0	<b>Total</b>	<b>37</b>	<b>17</b>	<b>20</b>	<b>4-25</b>	<b>3-5</b>	<b>2</b>	<b>1</b>	<b>1</b>
K. Lucas	2	1	1	0	1-14	0	0	0									

# POSTSEASON HISTORY

## NFC DIVISIONAL PLAYOFFS CAROLINA 29 – CHICAGO 21

January 15, 2006  
Soldier Field • Chicago, IL

WEATHER: Partly Cloudy, 40°, Wind SE 15 mph - ATTENDANCE: 62,209 - TIME: 3:23

Carolina totaled 434 yards against the NFL's second-ranked defense in a 29-21 victory over the Chicago Bears in the NFC Divisional Playoffs. The contest marked the Panthers fourth consecutive postseason road victory to equal the NFL record for the most consecutive road postseason victories, previously accomplished by Dallas from 1975-81. The Panthers became the fourth team since 1990 to win an NFC Divisional Playoff game on the road. Carolina allowed one sack against the Bears after allowing a season-high eight in their regular season contest at Chicago (11/20/05) and scored 29 points against a Bears defense that allowed a League-low 12.9 points per game during the regular season and a total of 61 points at home during

the regular season. Wide receiver Steve Smith amassed 218 yards receiving, the most in team history and fourth-highest total in a playoff game in NFL history, and two touchdowns on 12 receptions, which tied for the second-most catches in NFL postseason history. Quarterback Jake Delhomme registered his second career 300-yard passing effort in the playoffs and his fifth postseason game with a passer rating of 100 or more. The Panthers' defense yielded only 3-of-13 third down conversions against the Bears. With the victory, head coach John Fox became just the fifth head coach in NFL history to record at least four postseason road wins.

### OFFICIALS

Referee — Walt Coleman (65) Umpire — Roy Ellison (81) Head Linesman — Ron Phares (10) Line Judge — Michael Spanier (90)  
Field Judge — Steve Zimmer (33) Side Judge — David Wyant (16) Back Judge — Richard Reels (83) Replay — Bob McGrath & Dean

### STARTING LINEUPS

#### Carolina Panthers

Offense		Defense	
WR 89	S. Smith	LDE 90	J. Peppers
LT 70	T. Wharton	LDT 99	B. Buckner
LG 68	M. Wahle	RDT 67	J. Carstens
C 60	J. Mitchell	RDE 93	M. Rucker
RG 76	T. Reyes	SLB 53	B. Short
RT 69	J. Gross	MLB 55	D. Morgan
TE 84	M. Gaines	WLB 54	W. Witherspoon
WR 83	K. Colbert	LCB 20	C. Gamble
QB 17	J. Delhomme	RCB 23	K. Lucas
FB 45	B. Hoover	SS 27	M. McCree
RB 26	D. Foster	FS 30	M. Minter

#### Chicago Bears

Offense		Defense	
WR 87	M. Muhammad	LE 93	A. Ogunleye
LT 76	J. Tait	DT 91	T. Harris
LG 74	R. Brown	NT 95	I. Scott
C 57	O. Kreuzt	RE 96	A. Brown
RG 63	R. Garza	SLB 92	H. Hillenmeyer
RT 69	F. Miller	MLB 54	B. Urlacher
TE 88	D. Clark	WLB 55	L. Briggs
WR 12	J. Gage	LCB 33	C. Tillman
QB 8	R. Grossman	RCB 31	N. Vasher
RB 20	T. Jones	SS 46	C. Harris
FB 37	J. McKie	FS 30	M. Brown

**CAROLINA SUBSTITUTIONS:** K 4 J.Kasay, P 7 J.Baker, WR 18 D.Carter, CB 21 D.Wesley, RB 22 J.Robertson, CB 24 R. Manning, RB 32 R.Smart, RB 37 N.Goings, S 47 T.Davis, LB 50 V.Ciurciu, LB 52 C.Draft, LB 56 J.Kyle, LB 57 S.Tufts, C 63 G.Hangartner, T 78 T.Fordham, WR 81 R.Proehl, TE 82 M.Seidman, TE 86 K.Mangum, WR 88 K.Hankton, DT 94 K.Moorehead, DE 96 Al Wallace, DE 97 K.Rasmussen **DID NOT PLAY:** QB16 C.Weinke. **INACTIVE:** 3QB 3 S.Lefors, WR 5 E. Hill, CB 38 G. Wilds, FB 49 C. Cramer, T 61 D.Kadela, G 71 E.Mathis, DE 92 J.Haye, DT 98 A.Ellison

VISITOR	HOME	1	2	3	4	OT	TOTAL	FIELD GOALS (made( ) & missed)
Carolina Panthers	Chicago Bears	7	9	7	6	-	29	J. Kasay (20) (38) (37)
Chicago Bears	Carolina Panthers	0	7	7	7	-	21	

Team	Qtr	Clock Time	PLAY DESCRIPTION (Extra Point) (Drive Info)	SCORE Visitor Home
PANTHERS	1	14:05	S.Smith 58 yd. pass from J.Delhomme (J.Kasay kick) (2-60, 0:55)	7 0
PANTHERS	2	14:57	J.Kasay 20 yd. Field Goal (10-62, 4:01)	10 0
PANTHERS	2	6:26	J.Kasay 38 yd. Field Goal (8-40, 4:26)	13 0
BEARS	2	1:57	A.Peterson 1 yd. run (R.Gould kick) (9-67, 4:29)	13 7
PANTHERS	2	0:00	J.Kasay 37 yd. Field Goal (8-51, 1:57)	16 7
BEARS	3	11:21	D.Clark 1 yd. pass from R.Grossman (R.Gould kick) (8-68, 3:39)	16 14
PANTHERS	3	2:07	S.Smith 39 yd. pass from J.Delhomme (J.Kasay kick) (5-56, 3:24)	23 14
BEARS	4	12:23	J.McKie 3 yd. run (R.Gould kick) (11-66, 4:44)	23 21
PANTHERS	4	8:04	K.Mangum 1 yd. pass from J.Delhomme (kick failed, hru) (7-62, 4:19)	29 21



# POSTSEASON HISTORY

## FINAL INDIVIDUAL STATISTICS

Carolina Panthers											Chicago Bears														
<b>RUSHING</b>	<b>ATT</b>	<b>YDS</b>	<b>AVG</b>	<b>LG</b>	<b>TD</b>						<b>RUSHING</b>	<b>ATT</b>	<b>YDS</b>	<b>AVG</b>	<b>LG</b>	<b>TD</b>									
D.Foster	16	54	3.4	17	0						T.Jones	20	80	4.0	24	0									
N.Goings	10	34	3.4	10	0						A.Peterson	5	9	1.8	5	1									
S.Smith	3	26	8.7	22	0						R.Grossman	1	5	5.0	5	0									
J.Delhomme	2	9	4.5	9	0						J.Mokey	1	3	3.0	3	1									
<b>Total</b>	<b>31</b>	<b>123</b>	<b>4.0</b>	<b>22</b>	<b>0</b>						<b>Total</b>	<b>27</b>	<b>97</b>	<b>3.6</b>	<b>24</b>	<b>2</b>									
<b>PASSING</b>	<b>ATT</b>	<b>CMP</b>	<b>YDS</b>	<b>SK/YD</b>	<b>TD</b>	<b>LG</b>	<b>IN</b>	<b>Rtg.</b>				<b>PASSING</b>	<b>ATT</b>	<b>CMP</b>	<b>YDS</b>	<b>SK/YD</b>	<b>TD</b>	<b>LG</b>	<b>IN</b>	<b>Rtg.</b>					
J.Delhomme	33	24	319	1/8	3	58	1	120.6				R.Grossman	41	17	192	1/7	1	27	1	27	1	54.1			
<b>Total</b>	<b>33</b>	<b>24</b>	<b>319</b>	<b>1/8</b>	<b>3</b>	<b>58</b>	<b>1</b>	<b>120.6</b>				<b>Total</b>	<b>41</b>	<b>17</b>	<b>192</b>	<b>1/7</b>	<b>1</b>	<b>27</b>	<b>1</b>	<b>27</b>	<b>1</b>	<b>54.1</b>			
<b>PASS RECEIVING</b>	<b>NO</b>	<b>YDS</b>	<b>AVG</b>	<b>LG</b>	<b>TD</b>						<b>PASS RECEIVING</b>	<b>NO</b>	<b>YDS</b>	<b>AVG</b>	<b>LG</b>	<b>TD</b>									
S.Smith	12	218	18.2	58	2						B.Berrian	5	68	13.6	17	0									
R.Proehl	3	28	9.3	11	0						M.Muhammad	3	58	19.3	24	0									
D.Carter	2	43	21.5	29	0						T.Jones	3	30	10.0	27	0									
B.Hoover	2	13	6.5	7	0						J.Gage	3	28	9.3	24	1									
N.Goings	1	14	14.0	14	0						D.Clark	2	5	2.5	4	1									
K.Colbert	1	9	9.0	9	0						A.Peterson	1	3	3.0	3	0									
D.Foster	1	3	3.0	3	0																				
K.Mangum	1	1	1.0	1	1																				
J.Robertson	1	-10	-10.0	-10	0																				
<b>Total</b>	<b>24</b>	<b>319</b>	<b>13.3</b>	<b>58</b>	<b>3</b>						<b>Total</b>	<b>17</b>	<b>192</b>	<b>11.3</b>	<b>27</b>	<b>1</b>									
<b>INTERCEPTIONS</b>	<b>NO</b>	<b>YDS</b>	<b>AVG</b>	<b>LG</b>	<b>TD</b>						<b>INTERCEPTIONS</b>	<b>NO</b>	<b>YDS</b>	<b>AVG</b>	<b>LG</b>	<b>TD</b>									
K.Lucas	1	1	1.0	1	0						B.Urfachner	1	20	20.0	20	0									
<b>Total</b>	<b>1</b>	<b>1</b>	<b>1.0</b>	<b>1</b>	<b>0</b>						<b>Total</b>	<b>1</b>	<b>20</b>	<b>20.0</b>	<b>20</b>	<b>0</b>									
<b>PUNTING</b>	<b>NO</b>	<b>YDS</b>	<b>AVG</b>	<b>TB</b>	<b>IN20</b>	<b>LG</b>					<b>PUNTING</b>	<b>NO</b>	<b>YDS</b>	<b>AVG</b>	<b>TB</b>	<b>IN20</b>	<b>LG</b>								
J.Baker	5	206	41.2	1	3	47					B.Maynard	7	246	35.1	0	0	54								
<b>Total</b>	<b>5</b>	<b>206</b>	<b>41.2</b>	<b>1</b>	<b>3</b>	<b>47</b>					<b>Total</b>	<b>7</b>	<b>246</b>	<b>35.1</b>	<b>0</b>	<b>0</b>	<b>54</b>								
<b>PUNT RETURNS</b>	<b>NO</b>	<b>YDS</b>	<b>AVG</b>	<b>FC</b>	<b>LG</b>	<b>TD</b>					<b>PUNT RETURNS</b>	<b>NO</b>	<b>YDS</b>	<b>AVG</b>	<b>FC</b>	<b>LG</b>	<b>TD</b>								
S.Smith	2	-1	-0.5	0	0	0					N.Vasher	2	1	0.5	0	6	0								
(DOWNED)	3	0	0.0	0	0	0					(DOWNED)	2	0	0.0	0	0	0								
(OUT OF BOUNDS)	2	0	0.0	0	0	0					(TOUCHBACK)	1	0	0.0	0	0	0								
Returns	2	-1	-0.5	0	0	0					Returns	2	1	0.5	0	6	0								
<b>KICKOFF RETURNS</b>	<b>NO</b>	<b>YDS</b>	<b>AVG</b>	<b>FC</b>	<b>LG</b>	<b>TD</b>					<b>KICKOFF RETURNS</b>	<b>NO</b>	<b>YDS</b>	<b>AVG</b>	<b>FC</b>	<b>LG</b>	<b>TD</b>								
J.Robertson	4	100	25.0	0	34	0					R.Davis	5	115	23.0	0	31	0								
Returns	4	100	25.0	0	34	0					A.Peterson	1	17	17.0	0	17	0								
											Returns	6	132	22.0	0	31	0								
<b>FUMBLES</b>	<b>Fum</b>	<b>Own Rec.</b>	<b>Yds</b>	<b>TD</b>	<b>FF</b>	<b>Opp. Rec.</b>	<b>Yds</b>	<b>TD</b>	<b>Out Bnds</b>																
J.Delhomme	2	1	0	0	0	0	0	0	0																
D.Foster	1	1	0	0	0	0	0	0	0																
T.Wharton	0	1	0	0	0	0	0	0	0																
<b>Total</b>	<b>3</b>	<b>3</b>	<b>0</b>	<b>0</b>	<b>0</b>	<b>0</b>	<b>0</b>	<b>0</b>	<b>0</b>																
<b>FUMBLES</b>	<b>Fum</b>	<b>Own Rec.</b>	<b>Yds</b>	<b>TD</b>	<b>FF</b>	<b>Opp. Rec.</b>	<b>Yds</b>	<b>TD</b>	<b>Out Bnds</b>																
A.Gunleye	0	0	0	0	1	0	0	0	0																
<b>Total</b>	<b>0</b>	<b>0</b>	<b>0</b>	<b>0</b>	<b>2</b>	<b>0</b>	<b>0</b>	<b>0</b>	<b>0</b>																

## FINAL TEAM STATISTICS

	VISITOR PANTHERS				HOME BEARS					VISITOR PANTHERS				HOME BEARS			
<b>TOTAL FIRST DOWNS</b>	21				23				FGs - PATs Had Blocked	0-0				0-0			
By Rushing	6				6				Net Punting Average	37.0				35.3			
By Passing	14				11				<b>TOTAL RETURN YARDAGE (Not Including Kickoffs)</b>	0				21			
By Penalty	1				6				No. and Yards Punt Returns	2-1				2-1			
<b>THIRD DOWN EFFICIENCY</b>	5-12-42%				3-13-23%				No. and Yards Kickoff Returns	4-100				6-132			
<b>FOURTH DOWN EFFICIENCY</b>	0-0-0%				1-2-50%				No. and Yards Interception Returns	1-1				1-20			
<b>TOTAL NET YARDS</b>	434				282				<b>PENALTIES Number and Yards</b>	9-50				4-19			
Total Offensive Plays (inc. times thrown passing)	65				69				<b>FUMBLES Number and Lost</b>	3-0				0-0			
Average gain per offensive play	6.7				4.1				<b>TOUCHDOWNS</b>	3				3			
<b>NET YARDS RUSHING</b>	123				97				Rushing	0				2			
Total Rushing Plays	31				27				Passing	3				1			
Average gain per rushing play	4.0				3.6				<b>EXTRA POINTS Made-Attempts</b>	2-3				3-3			
Tackles for a loss-number and yards	6-12				2-7				Kicking Made-Attempts	2-3				3-3			
<b>NET YARDS PASSING</b>	311				185				<b>FIELD GOALS Made-Attempts</b>	3-3				0-0			
Times thrown - yards lost attempting to pass	1-8				1-7				<b>RED ZONE EFFICIENCY</b>	1-3-33%				3-3-100%			
Gross yards passing	319				192				<b>GOAL TO GO EFFICIENCY</b>	1-2-50%				3-3-100%			
<b>PASS ATTEMPTS-COMPLETIONS-HAD INTERCEPTED</b>	33-24-1				41-17-1				<b>SAFETIES</b>	0				0			
Avg gain per pass play (inc.# thrown passing)	9.1				4.4				<b>FINAL SCORE</b>	29				21			
<b>KICKOFFS Number-In End Zone-Touchbacks</b>	6-1-0				4-0-0				<b>TIME OF POSSESSION</b>	33:25				26:35			
<b>PUNTS Number and Average</b>	5-41.2				7-35.1												
Had Blocked	0				0												

## DEFENSIVE STATISTICS (based on coaches' film review)

Player	TT	S	A	S-yds	I-yds	PD	FF	FR	Player	TT	S	A	S-yds	I-yds	PD	FF	FR
D.Morgan	9	2	7	0	0	1	0	0	M.Rucker	3	2	1	0	0	1	0	0
K.Lucas	6	4	2	0	1-1	3	0	0	T.Davis	2	2	0	0	0	0	0	0
C.Gamble	6	4	2	0	0	3	0	0	A.Wallace	2	0	2	0	0	1	0	0
M.Minter	6	2	4	0	0	0	0	0	J.Carstens	1	1	0	1-7	0	0	0	0
W.Witherspoon	5	3	2	0	0	2	0	0	K.Rasmussen	1	1	0	0	0	0	0	0
M.McCree	4	2	2	0	0	1	0	0	B.Buckner	1	0	1	0	0	1	0	0
B.Short	4	2	2	0	0	1	0	0	K.Moorehead	1	0	1	0	0	0	0	0
J.Peppers	4	4	0	0	0	0	1	0	<b>Total</b>	<b>55</b>	<b>29</b>	<b>26</b>	<b>1-7</b>	<b>1-1</b>	<b>13</b>	<b>1</b>	<b>0</b>

# POSTSEASON HISTORY

## NFC CHAMPIONSHIP

### SEATTLE 34 — CAROLINA 14

January 22, 2006  
Qwest Field • Seattle, WA

**WEATHER:** Overcast, 48°, Wind S 14 mph - **ATTENDANCE:** 67,837 - **TIME:** 3:09

Seattle's defense forced four turnovers and held the Panthers to 212 total yards in a 34-14 victory in the 2005 NFC Championship Game. Carolina was limited to 36 yards by the Seahawks fifth-ranked rushing defense and converted only one-of-nine third down opportunities. Interceptions on consecutive Carolina possessions enabled Seattle to transform a 7-0 lead into a 17-0 advantage in the second quarter. Wide receiver Steve Smith established an NFL record for the most catches in a postseason

with 27, surpassing the previous mark of 23 set by Anthony Carter with Minnesota in the 1987 postseason. Smith's 59-yard punt return for a touchdown enabled him to become the first player in NFL history to score a touchdown on a run, pass and punt return in the same postseason. Running back Nick Goings, who started in place of the injured DeShaun Foster, was shaken up in the first quarter and did not return to the game.

### OFFICIALS

Referee — Ed Hochuli (85) Umpire — Carl Paganelli (124) Head Linesman — Tom Stabile (24) Line Judge — Byron Boston (18)  
Field Judge — Buddy Horton (82) Side Judge — Carl Cheffers (51) Back Judge — Steve Freeman (133) Replay — Mark Burns

### STARTING LINEUPS

#### Carolina Panthers

Offense			Defense		
WR	89	S. Smith	LDE	90	J. Peppers
LT	70	T. Wharton	LDT	99	B. Buckner
LG	68	M. Wahle	RDT	67	J. Carstens
C	60	J. Mitchell	RDE	93	M. Rucker
RG	76	T. Reyes	SLB	53	B. Short
RT	69	J. Gross	MLB	55	D. Morgan
TE	84	M. Gaines	WLB	54	W. Witherspoon
WR	83	K. Colbert	LCB	20	C. Gamble
QB	17	J. Delhomme	RCB	23	K. Lucas
FB	45	B. Hoover	SS	27	M. McCree
RB	37	N. Goings	FS	30	M. Minter

#### Seattle Seahawks

Offense			Defense		
WR	84	B. Engram	LDE	94	B. Fisher
LT	71	W. Jones	LDT	91	C. Darby
LG	76	S. Hutchinson	RDT	99	R. Bernard
C	61	R. Tobeck	RDE	98	G. Wistrom
RG	62	C. Gray	OLB	56	L. Hill
RT	75	S. Locklear	MLB	51	L. Tatuapu
WR	87	J. Jurevicius	OLB	54	D. Lewis
WR	82	D. Jackson	LCB	21	A. Dyson
QB	8	M. Hasselbeck	RCB	23	M. Trufant
FB	38	M. Strong	SS	28	M. Boulware
RB	37	S. Alexander	FS	33	M. Manuel

**CAROLINA SUBSTITUTIONS:** K 4 J.Kasay, P 7 J.Baker, WR 18 D.Carter, CB 21 D.Wesley, RB 22 J.Robertson, CB 24 R. Manning, RB 32 R.Smart, S 47 T.Davis, FB 49 C. Cramer, LB 50 V.Ciurciu, LB 52 C.Draft, LB 56 J.Kyle, LB 57 S.Tufts, C 63 G.Hangartner, T 78 T.Fordham, WR 81 R.Proehl, TE 86 K.Mangum, WR 88 K.Hankton, DT 94 K.Moorehead, DE 96 Al Wallace, DE 97 K.Rasmussen **DID NOT PLAY:** QB16 C.Weinke, TE 82 M.Seidman. **INACTIVE:** 3QB 3 S.LeFors, WR 5 E. Hill, S 31 B. Parker, CB 38 G. Wilds, T 61 D.Kadela, G 71 E.Mathis, DE 92 J.Haye, DT 98 A.Ellison

		1	2	3	4	OT	TOTAL	FIELD GOALS (made/___) & missed
VISITOR	Carolina Panthers	0	7	0	7	-	14	
HOME	Seattle Seahawks	10	10	7	7	-	34	J. Brown (24) (39) 49SH

Team	Qtr	Clock Time	PLAY DESCRIPTION (Extra Point) (Drive Info)	SCORE	
				Visitor	Home
SEAHAWKS	1	5:31	J.Stevens 17 yd. pass from M.Hasselbeck (J.Brown kick) (5-57, 2:16)	0	7
SEAHAWKS	1	2:23	J.Brown 24 yd. Field Goal (6-14, 2:44)	0	10
SEAHAWKS	2	14:53	S.Alexander 1 yd. run (J.Brown kick) (4-17, 0:57)	0	17
PANTHERS	2	9:05	S.Smith 59 yd. punt return (J.Kasay kick)	7	17
SEAHAWKS	2	4:03	J.Brown 39 yd. Field Goal (10-57, 5:02)	7	20
SEAHAWKS	3	11:09	D.Jackson 20 yd. pass from M.Hasselbeck (J.Brown kick) (8-65, 3:51)	7	27
SEAHAWKS	4	6:00	S.Alexander 1 yd. run (J.Brown kick) (8-53, 4:48)	7	34
PANTHERS	4	5:09	D.Carter 47 yd. pass from J.Delhomme (J.Kasay kick) (4-80, 0:51)	14	34

# POSTSEASON HISTORY

## FINAL INDIVIDUAL STATISTICS

Carolina Panthers										Seattle Seahawks											
<b>RUSHING</b>	<b>ATT</b>	<b>YDS</b>	<b>AVG</b>	<b>LG</b>	<b>TD</b>					<b>RUSHING</b>	<b>ATT</b>	<b>YDS</b>	<b>AVG</b>	<b>LG</b>	<b>TD</b>						
J.Robertson	4	19	4.8	15	0					S.Alexander	34	132	3.9	18	2						
J.Delhomme	3	15	5.0	6	0					M.Hasselbeck	6	27	4.5	15	0						
N.Goings	5	2	0.4	2	0					M.Morris	7	24	3.4	10	0						
<b>Total</b>	<b>12</b>	<b>36</b>	<b>3.0</b>	<b>15</b>	<b>0</b>					<b>Total</b>	<b>51</b>	<b>190</b>	<b>3.7</b>	<b>18</b>	<b>2</b>						
<b>PASSING</b>	<b>ATT</b>	<b>CMP</b>	<b>YDS</b>	<b>SK/YD</b>	<b>TD</b>	<b>LG</b>	<b>IN</b>	<b>Rtg.</b>					<b>PASSING</b>	<b>ATT</b>	<b>CMP</b>	<b>YDS</b>	<b>SK/YD</b>	<b>TD</b>	<b>LG</b>	<b>IN</b>	<b>Rtg.</b>
J.Delhomme	35	15	196	2/20	1	47t	3	34.9					M.Hasselbeck	28	20	219	2/16	2	28	0	118.0
<b>Total</b>	<b>35</b>	<b>15</b>	<b>196</b>	<b>2/20</b>	<b>1</b>	<b>47t</b>	<b>3</b>	<b>34.9</b>					<b>Total</b>	<b>28</b>	<b>20</b>	<b>219</b>	<b>2/16</b>	<b>2</b>	<b>28</b>	<b>0</b>	<b>118.0</b>
<b>PASS RECEIVING</b>	<b>NO</b>	<b>YDS</b>	<b>AVG</b>	<b>LG</b>	<b>TD</b>					<b>PASS RECEIVING</b>	<b>NO</b>	<b>YDS</b>	<b>AVG</b>	<b>LG</b>	<b>TD</b>						
J.Robertson	5	37	7.4	18	0					D.Jackson	6	75	12.5	20t	1						
S.Smith	5	33	6.6	12	0					J.Stevens	6	66	11.0	17t	1						
D.Carter	2	88	44.0	47t	1					B.Engram	3	34	11.3	13	0						
R.Froehl	1	19	19.0	19	0					S.Wallace	1	28	28.0	28	0						
K.Mangum	1	10	10.0	10	0					R.Hannan	1	7	7.0	7	0						
B.Hoover	1	9	9.0	9	0					J.Jurevicius	1	6	6.0	6	0						
<b>Total</b>	<b>15</b>	<b>196</b>	<b>13.1</b>	<b>47t</b>	<b>1</b>					<b>Total</b>	<b>20</b>	<b>219</b>	<b>11.0</b>	<b>28</b>	<b>2</b>						
<b>INTERCEPTIONS</b>	<b>NO</b>	<b>YDS</b>	<b>AVG</b>	<b>LG</b>	<b>TD</b>					<b>INTERCEPTIONS</b>	<b>NO</b>	<b>YDS</b>	<b>AVG</b>	<b>LG</b>	<b>TD</b>						
<b>Total</b>	<b>0</b>	<b>0</b>	<b>0.0</b>	<b>0</b>	<b>0</b>					<b>Total</b>	<b>3</b>	<b>67</b>	<b>22.3</b>	<b>32</b>	<b>0</b>						
<b>PUNTING</b>	<b>NO</b>	<b>YDS</b>	<b>AVG</b>	<b>TB</b>	<b>IN20</b>	<b>LG</b>					<b>PUNTING</b>	<b>NO</b>	<b>YDS</b>	<b>AVG</b>	<b>TB</b>	<b>IN20</b>	<b>LG</b>				
J.Baker	7	243	34.7	0	2	52					T.Rosen	4	169	42.3	2	1	45				
<b>Total</b>	<b>7</b>	<b>243</b>	<b>34.7</b>	<b>0</b>	<b>2</b>	<b>52</b>					<b>Total</b>	<b>5</b>	<b>194</b>	<b>38.8</b>	<b>2</b>	<b>2</b>	<b>45</b>				
<b>PUNT RETURNS</b>	<b>NO</b>	<b>YDS</b>	<b>AVG</b>	<b>FC</b>	<b>LG</b>	<b>TD</b>					<b>PUNT RETURNS</b>	<b>NO</b>	<b>YDS</b>	<b>AVG</b>	<b>FC</b>	<b>LG</b>	<b>TD</b>				
S.Smith (DOWNED)	1	59	59.0	0	59t	1					P.Warrick (DOWNED)	2	7	3.5	2	5	0				
(TOUCHBACK) Returns	2	0	0.0	0	0	0					Returns	3	0	0.0	0	0	0				
<b>Total</b>	<b>1</b>	<b>59</b>	<b>59.0</b>	<b>0</b>	<b>59t</b>	<b>1</b>					<b>Total</b>	<b>2</b>	<b>7</b>	<b>3.5</b>	<b>2</b>	<b>5</b>	<b>0</b>				
<b>KICKOFF RETURNS</b>	<b>NO</b>	<b>YDS</b>	<b>AVG</b>	<b>FC</b>	<b>LG</b>	<b>TD</b>					<b>KICKOFF RETURNS</b>	<b>NO</b>	<b>YDS</b>	<b>AVG</b>	<b>FC</b>	<b>LG</b>	<b>TD</b>				
R.Smart	4	74	18.5	0	21	0					J.Scooby	2	51	25.5	0	32	0				
J.Robertson	3	69	23.0	0	26	0					Returns	2	51	25.5	0	32	0				
<b>Returns</b>	<b>7</b>	<b>143</b>	<b>20.4</b>	<b>0</b>	<b>26</b>	<b>0</b>					<b>Returns</b>	<b>2</b>	<b>51</b>	<b>25.5</b>	<b>0</b>	<b>32</b>	<b>0</b>				
<b>FUMBLES</b>	<b>Fum</b>	<b>Own Rec.</b>	<b>Yds</b>	<b>TD</b>	<b>FF</b>	<b>Rec.</b>	<b>Yds</b>	<b>TD</b>	<b>Out Bnds</b>												
S.Smith	1	0	0	0	0	0	0	0	0												
<b>Total</b>	<b>1</b>	<b>0</b>	<b>0</b>	<b>0</b>	<b>0</b>	<b>0</b>	<b>0</b>	<b>0</b>	<b>0</b>												

## FINAL TEAM STATISTICS

<b>TOTAL FIRST DOWNS</b>	11	27	FGs - PATS Had Blocked		0-0	0-0
By Rushing	2	13	Net Punting Average		33.7	19.0
By Passing	7	11	<b>TOTAL RETURN YARDAGE (Not Including Kickoffs)</b>			
By Penalty	2	3	No. and Yards Punt Returns		59	74
<b>THIRD DOWN EFFICIENCY</b>	1.9-11%	8-18.44%	No. and Yards Kickoff Returns		1-59	2-7
<b>FOURTH DOWN EFFICIENCY</b>	0-0-0%	0-1-0%	No. and Yards Interception Returns		7-143	2-51
<b>TOTAL NET YARDS</b>	212	393	<b>PENALTIES Number and Yards</b>		5-57	7-63
Total Offensive Plays (inc. times thrown passing)	49	81	<b>FUMBLES Number and Lost</b>		1-1	0-0
Average gain per offensive play	4.3	4.9	<b>TOUCHDOWNS</b>			
<b>NET YARDS RUSHING</b>	36	190	Rushing		2	4
Total Rushing Plays	12	51	Passing		1	2
Average gain per rushing play	3.0	3.7	Punt Returns		1	0
Tackles for a loss-number and yards	1-2	7-14	<b>EXTRA POINTS Made-Attempts</b>			
<b>NET YARDS PASSING</b>	176	203	Kicking Made-Attempts		2-2	4-4
Times thrown - yards lost attempting to pass	2-20	2-16	<b>FIELD GOALS Made-Attempts</b>		0-0	2-3
Gross yards passing	196	219	<b>RED ZONE EFFICIENCY</b>		0-0-0%	3-4-75%
<b>PASS ATTEMPTS-COMPLETIONS-HAD INTERCEPTED</b>	35-13-3	28-20-0	<b>GOAL TO GO EFFICIENCY</b>		0-0-0%	2-3-67%
Avg gain per pass play (inc. # thrown passing)	4.8	6.8	<b>SAFETIES</b>		0	0
<b>KICKOFFS Number-In End Zone-Touchbacks</b>	3-0-0	7-1-0	<b>FINAL SCORE</b>		14	34
<b>PUNTS Number and Average</b>	7-34.7	5-38.8	<b>TIME OF POSSESSION</b>		18:09	41:51
Had Blocked	0	0				

## DEFENSIVE STATISTICS (based on coaches' film review)

Player	TT	S	A	S-yds	I-yds	PD	FF	FR	Player	TT	S	A	S-yds	I-yds	PD	FF	FR
W. Witherspoon	10	8	2	0	0	1	0	0	J. Carstens	4	2	2	0	0	0	0	0
D. Morgan	7	2	5	1-7	0	0	0	0	R. Manning	4	4	0	0	0	0	0	0
B. Buckner	7	7	0	0	0	0	0	0	M. Minter	3	3	0	0	0	1	0	0
C. Draft	7	7	0	0	0	0	0	0	C. Gamble	3	3	0	0	0	1	0	0
K. Lucas	6	5	1	0	0	0	0	0	K. Moorehead	2	1	1	0	0	0	0	0
J. Peppers	6	5	1	0	0	0	0	0	A. Wallace	1	1	0	0	0	0	0	0
B. Short	6	4	2	0	0	0	0	0	T. Davis	1	1	0	0	0	0	0	0
M. McCree	6	6	0	0	0	0	0	0	K. Rasmussen	1	1	0	0	0	0	0	0
M. Rucker	4	3	1	1-9	0	0	0	0	<b>Total</b>	<b>78</b>	<b>63</b>	<b>15</b>	<b>2-16</b>	<b>0</b>	<b>3</b>	<b>0</b>	<b>0</b>

# POSTSEASON HISTORY

## NFC DIVISIONAL PLAYOFFS

### ARIZONA 33 – CAROLINA 13

January 10, 2009

Bank of America Stadium • Charlotte, NC

**WEATHER:** Showers, 45°, Wind SW 10 MPH - **ATTENDANCE:** 73,695 - **TIME:** 3:11

The Carolina Panthers dropped a 33-13 decision at home in the NFC Divisional Playoffs to end the 2008 campaign. The Panthers jumped out to an early lead when Jonathan Stewart capped Carolina's opening drive with a nine-yard touchdown run. However, the Panthers only managed one more first down for the rest of the first half as they turned the ball over twice and punted three times. Arizona quarterback Kurt Warner hooked up with Larry Fitzgerald for 151 yards and a touchdown in the first

half as the Cardinals jumped to a 27-7 lead at the intermission. Jake Delhomme found Steve Smith for an 8-yard touchdown in the fourth quarter. Delhomme finished with 205 yards on 17 of 34 passing with one touchdown and five interceptions. DeAngelo Williams managed 63 yards rushing on 12 carries. Defensively, Jon Beason notched a second-half interception along with nine tackles. Thomas Davis led the team with 11 tackles including one for a loss, while Damione Lewis recorded a sack.

### OFFICIALS

**Referee** — Gene Steratore (114) **Umpire** — Butch Hannah (40) **Head Linesman** — Phil McKinnely (110) **Line Judge** — Michael Spanier (90)

**Field Judge** — Steve Zimmer (33) **Side Judge** — Laird Hayes (125) **Back Judge** — Jim Howey (37) **Replay** — Al Hynes

### STARTING LINEUPS

#### Arizona Cardinals

Offense		Defense	
WR 11	L. Fitzgerald	LDE 94	A. Smith
LT 69	M. Gandy	NT 97	B. Robinson
LG 74	R. Wells	DT 90	D. Dockett
C 63	L. Sendllein	RDE 92	B. Berry
RG 76	D. Lutui	SLB 56	C. Okeafor
RT 75	L. Brown	MLB 54	G. Hayes
WR 15	S. Breaston	WLB 58	K. Dansby
TE 83	S. Spach	LCB 26	R. Hood
QB 13	K. Warner	RCB 29	D. Rodgers-Cromartie
RB 32	E. James	SS 24	A. Wilson
TE 82	L. Pope	H 21	A. Rolle

#### Carolina Panthers

Offense		Defense	
WR 89	S. Smith	LDE 96	T. Brayton
LT 69	J. Gross	LDT 99	M. Kemoeatu
LG 70	T. Wharton	RDT 92	D. Lewis
C 67	R. Kalil	RDE 90	J. Peppers
RG 73	J. Bridges	SLB 53	N. Diggs
RT 79	J. Otah	MLB 52	J. Beason
TE 47	J. King	WLB 58	T. Davis
WR 87	M. Muhammad	LCB 20	C. Gamble
QB 17	J. Delhomme	RCB 21	K. Lucas
FB 45	B. Hoover	SS 43	C. Harris
RB 34	D. Williams	FS 30	C. Godfrey

**CAROLINA SUBSTITUTIONS:** K 4 J.Kasay, K 5 R.Lloyd, P 7 J.Baker, CB 23 D.Wesley, S 25 N.Salley, CB 27 C.Wilson, RB 28 J.Stewart, CB 31 R.Marshall, RB 37 N.Goings, LB 50 J.Anderson, LB 54 L.Johnson, LB 55 D.Curry, LB 56 J.Kyle, DE 66 H.Taylor, T 76 F.Omiyale, DT 78 N.Hayden, WR 80 D.Jarrett, TE 82 G.Barnidge, WR-PR 84 M.Jones, TE 88 Dante Rosario, DE 95 C. Johnson **DID NOT PLAY:** QB 12 J.McCown, C 63 G.Hangartner **INACTIVE:** 3QB 3 M.Moore, WR 18 D.Hackett, S 26 Q.Teal, LB 59 A.Seward, G 65 M.Bernadeau, WR 81 K.Moore, DT 93 D.Walker, DT 98 J.Parker

VISITOR	HOME	1	2	3	4	OT	TOTAL	FIELD GOALS (made/_) & missed)
Arizona Cardinals	Carolina Panthers	14	13	3	3	-	33	N. Rackers (49) (30) 53SH (33) (20)
		7	0	0	6	-	13	

Team	Qtr	Clock Time	PLAY DESCRIPTION (Extra Point) (Drive Info)	SCORE	Home
PANTHERS	1	11:56	J. STEWART 9 YD. RUN (J.KASAY KICK) (5-50, 3:04)	0	7
CARDINALS	1	2:43	T. HIGHTOWER 3 YD. PASS FROM K. WARNER (N.RACKERS KICK) (6-60, 3:39)	7	7
CARDINALS	1	1:47	E. JAMES 4 YD. RUN (N.RACKERS KICK) (2-13, 0:50)	14	7
CARDINALS	2	10:16	N. RACKERS 49 YD. FIELD GOAL (9-49, 4:32)	17	7
CARDINALS	2	5:28	N. RACKERS 30 YD. FIELD GOAL (8-49, 3:39)	20	7
CARDINALS	2	3:32	L. FITZGERALD 29 YD. PASS FROM K. WARNER (N.RACKERS KICK) (3-44, 1:39)	27	7
CARDINALS	3	4:40	N. RACKERS 33 YD. FIELD GOAL (6-11, 3:12)	30	7
CARDINALS	4	3:10	N. RACKERS 20 YD. FIELD GOAL (13-48, 7:37)	33	7
PANTHERS	4	0:50	S. SMITH 8 YD. PASS FROM J. DELHOMME (PASS FAILED)	33	13



# POSTSEASON HISTORY

## NFC DIVISIONAL PLAYOFFS

### SAN FRANCISCO 23 – CAROLINA 10

January 12, 2014

Bank of America Stadium • Charlotte, NC

WEATHER: Sunny, 54°, Wind W 8 MPH - ATTENDANCE: 73, 784 - TIME: 1:05 PM

Quarterback Colin Kaepernick threw for 196 yards and one touchdown and running back Frank Gore added 84 yards on 17 carries leading San Francisco to a 23-10 victory over Carolina in the NFC Divisional Playoffs. San Francisco jumped out to a 6-0 lead courtesy of two field goals from Phil Dawson and costly Carolina penalties. Still, the Panthers appeared poised to take their first lead on the first play of the second quarter. But quarterback Cam Newton was stopped for no gain on fourth-and-goal from the one-yard line. The defense promptly forced a three-and-out and Ted Ginn returned the punt 24 yards to the San Francisco 31-yard line. On the next play, Newton lofted a perfect pass down the sideline to Steve Smith for a 31-yard touchdown. The Panthers were in position to score another touchdown on their next possession. But both Newton and full-back Mike Tolbert failed to score on runs from the 1-yard line, forcing Carolina to settle for a 24-yard Graham Gano field goal and a 10-6 lead. The 49ers proceeded to score in the closing seconds before halftime. A pass interference

penalty wiped out an incompletion on third-and-nine, giving San Francisco first-and-goal at the 1-yard line. Quarterback Colin Kaepernick connected with tight end Vernon Davis for a 1-yard touchdown two plays later. The 49ers found the end zone again on their first drive of the third quarter after a Carolina three-and-out. Kaepernick connected with a wide open Anquan Boldin for a 45-yard gain to set up the score. Kaepernick then rushed for a 4-yard touchdown to build a 20-10 lead. Davis' touchdown catch in the second quarter capped a 12-play, 80-yard drive. Kaepernick's touchdown run in the third quarter culminated an eight-play, 77-yard drive. Dawson converted a 34-yard field goal to extend the San Francisco lead to 13 in the fourth quarter. Carolina's comeback hopes were extinguished when a pass intended for Olsen was intercepted at the San Francisco 9-yard line by safety Donte Whitner with 4:22 left in the game.

### OFFICIALS

Referee — Carl Cheffers (51) Umpire — Ruben Fowler (71) Head Linesman — George Hayward (54) Line Judge — Thomas Symonette (100) Field Judge — Scott Stenson (88) Side Judge — Ronald Torbert (62) Back Judge — Steve Freeman (133) Replay — Charles Stewart

### STARTING LINEUPS

#### San Francisco 49ers

	Offense			Defense		
WR	81	A. Boldin	LDT	91	R. McDonald	
LT	74	J. Staley	NT	90	G. Dorsey	
LG	77	M. Iupati	RDT	94	J. Smith	
C	59	J. Goodwin	OLB	55	A. Brooks	
RG	75	A. Boone	ILB	53	N. Bowman	
RT	76	A. Davis	ILB	52	P. Willis	
TE	85	V. Davis	OLB	99	A. Smith	
WR	15	M. Crabtree	LCB	26	T. Brock	
QB	7	C. Kaepernick	RCB	25	T. Brown	
RB	21	F. Gore	FS	35	E. Reid	
FB	48	W. Tukuafu	SS	31	D. Whitner	

#### Carolina Panthers

	Offense			Defense		
WR	89	S. Smith	LDE	95	C. Johnson	
LT	69	J. Gross	LDT	92	D. Edwards	
LG	70	T. Wharton	RDT	98	S. Lotulelei	
C	67	R. Kalli	RDE	90	F. Alexander	
RG	78	N. Chandler	SLB	58	T. Davis	
RT	77	B. Bell	MLB	59	L. Kuechly	
TE	88	G. Olsen	WLB	76	G. Hardy	
WR	11	B. LaFell	LCB	41	C. Munnerlyn	
QB	1	C. Newton	RCB	23	M. White	
FB	35	M. Tolbert	SS	27	Q. Mikell	
RB	34	D. Williams	FS	21	M. Mitchell	

**CAROLINA SUBSTITUTIONS:** P 8 B. Nortman, K 9 G. Gano, WR 19 T. Ginn, CB 22 J. Thomas, RB 25 K. Barner, CB 29 D. Florence, S 38 R. Lester, S 42 C. Jones, LS 44 J. Jansen, TE/FB 47 R. Brockel, LB 54 J. Williams, LB 56 A.J. Klein, LB 57 J. Senn, C 63 G. Hangartner, C 64 B. Folkerts, G 75 C. Scott, TE 84 B. Hartssock, TE 86 B. Williams, WR 87 D. Hixon, DT 91 C. Cole, LB 93 C. Blackburn, DE 97 M. Addison, DT 99 K. Short **DID NOT PLAY:** QB 3 D. Anderson **INACTIVE:** WR 12 T. King, WR 15 M. McNutt, CB 24 J. Norman, RB 28 J. Stewart, LB 55 D. Connor, T 74 T. Bond, DE 96 W. Horton

	1	2	3	4	OT	TOTAL	FIELD GOALS (made( ) & missed)
VISITOR	San Francisco 49ers	6	7	7	3	-	23 P. Dawson (49) (33) (34)
HOME	Carolina Panthers	0	10	0	0	-	10 G. Gano (24)

Team	Qtr	Clock Time	PLAY DESCRIPTION (Extra Point) (Drive Info)	SCORE	
				Visitor	Home
49ERS	1	9:12	P. DAWSON 49 YD. FIELD GOAL (13-49, 5:48)	3	0
49ERS	1	4:33	P. DAWSON 33 YD. FIELD GOAL (6-31, 1:45)	6	0
PANTHERS	2	13:40	S. SMITH 31 YD. PASS FROM C. NEWTON (G. GANO KICK) (1-31, 0:07)	6	7
PANTHERS	2	3:41	G. GANO 24 YD. FIELD GOAL (13-73, 8:59)	6	10
49ERS	2	0:05	V. DAVIS 1 YD. PASS FROM C. KAEPERNICK (P. DAWSON KICK) (12-80, 3:36)	13	10
49ERS	3	8:53	C. KAEPERNICK 4 YD. RUN (P. DAWSON KICK) (8-77, 4:32)	20	10
49ERS	4	7:35	P. DAWSON 34 YD. FIELD GOAL (913-73, 7:58)	23	10

# POSTSEASON HISTORY

## FINAL INDIVIDUAL STATISTICS

### San Francisco 49ers

### Carolina Panthers

San Francisco 49ers										Carolina Panthers															
<b>RUSHING</b>	<b>ATT</b>	<b>YDS</b>	<b>AVG</b>	<b>LG</b>	<b>TD</b>					<b>RUSHING</b>	<b>ATT</b>	<b>YDS</b>	<b>AVG</b>	<b>LG</b>	<b>TD</b>										
F. Gore	17	84	4.9	39	0					C. Newton	10	54	5.4	11	0										
K. Hunter	9	27	3.0	17	0					M. Tolbert	8	20	2.5	5	0										
C. Kaepernick	8	15	1.9	7	1					D. Williams	5	13	2.6	7	0										
										B. LaFell	1	6	6.0	6	0										
<b>Total</b>	<b>34</b>	<b>126</b>	<b>3.7</b>	<b>39</b>	<b>1</b>					<b>Total</b>	<b>24</b>	<b>93</b>	<b>3.9</b>	<b>11</b>	<b>0</b>										
<b>PASSING</b>	<b>ATT</b>	<b>CMP</b>	<b>YDS</b>	<b>SK/YD</b>	<b>TD</b>	<b>LG</b>	<b>IN</b>	<b>Rtg.</b>					<b>PASSING</b>	<b>ATT</b>	<b>CMP</b>	<b>YDS</b>	<b>SK/YD</b>	<b>TD</b>	<b>LG</b>	<b>IN</b>	<b>Rtg.</b>				
C. Kaepernick	28	15	196	1/7	1	45	0	87.8					C. Newton	25	16	267	5/35	1	59	2	79.9				
A. Boldin	1	0	0	0/0	0	0	0	39.6																	
A. Lee	1	0	0	0/0	0	0	0	39.6																	
<b>Total</b>	<b>30</b>	<b>15</b>	<b>196</b>	<b>1/7</b>	<b>1</b>	<b>45</b>	<b>0</b>	<b>82.1</b>					<b>Total</b>	<b>25</b>	<b>16</b>	<b>267</b>	<b>5/35</b>	<b>1</b>	<b>59</b>	<b>2</b>	<b>79.9</b>				
<b>PASS RECEIVING</b>	<b>NO</b>	<b>YDS</b>	<b>AVG</b>	<b>LG</b>	<b>TD</b>					<b>PASS RECEIVING</b>	<b>NO</b>	<b>YDS</b>	<b>AVG</b>	<b>LG</b>	<b>TD</b>										
A. Boldin	8	136	17.0	45	0					T. Ginn	4	104	26.0	59	0										
M. Crabtree	3	26	8.7	20	0					S. Smith	4	74	18.5	31	1										
Q. Patton	1	23	23.0	23	0					G. Olsen	4	55	13.8	35	0										
F. Gore	1	8	8.0	8	0					B. LaFell	4	34	8.5	13	0										
W. Tukuafu	1	2	2.0	2	0																				
V. Davis	1	1	1.0	1	1																				
<b>Total</b>	<b>15</b>	<b>196</b>	<b>13.1</b>	<b>45</b>	<b>1</b>					<b>Total</b>	<b>16</b>	<b>267</b>	<b>16.7</b>	<b>59</b>	<b>1</b>										
<b>INTERCEPTIONS</b>	<b>NO</b>	<b>YDS</b>	<b>AVG</b>	<b>LG</b>	<b>TD</b>					<b>INTERCEPTIONS</b>	<b>NO</b>	<b>YDS</b>	<b>AVG</b>	<b>LG</b>	<b>TD</b>										
D. Whitner	1	18	18.0	18	0																				
P. Willis	1	-1	-1.0	-1	0																				
<b>Total</b>	<b>2</b>	<b>17</b>	<b>8.5</b>	<b>18</b>	<b>0</b>					<b>Total</b>	<b>0</b>	<b>0</b>	<b>0.0</b>	<b>0</b>	<b>0</b>										
<b>PUNTING</b>	<b>NO</b>	<b>YDS</b>	<b>AVG</b>	<b>TB</b>	<b>IN20</b>	<b>LG</b>					<b>PUNTING</b>	<b>NO</b>	<b>YDS</b>	<b>AVG</b>	<b>TB</b>	<b>IN20</b>	<b>LG</b>								
A. Lee	2	95	47.5	0	0	52					B. Nortman	2	84	42.0	0	1	51								
<b>Total</b>	<b>2</b>	<b>95</b>	<b>47.5</b>	<b>0</b>	<b>0</b>	<b>52</b>					<b>Total</b>	<b>2</b>	<b>84</b>	<b>42.0</b>	<b>0</b>	<b>1</b>	<b>51</b>								
<b>PUNT RETURNS</b>	<b>NO</b>	<b>YDS</b>	<b>AVG</b>	<b>FC</b>	<b>LG</b>	<b>TD</b>					<b>PUNT RETURNS</b>	<b>NO</b>	<b>YDS</b>	<b>AVG</b>	<b>FC</b>	<b>LG</b>	<b>TD</b>								
L. James	0	0	0.0	2	0	0					T. Ginn	2	27	13.5	0	24	0								
<b>Returns</b>	<b>0</b>	<b>0</b>	<b>0.0</b>	<b>2</b>	<b>0</b>	<b>0</b>					<b>Returns</b>	<b>2</b>	<b>27</b>	<b>13.5</b>	<b>0</b>	<b>24</b>	<b>0</b>								
<b>KICKOFF RETURNS</b>	<b>NO</b>	<b>YDS</b>	<b>AVG</b>	<b>FC</b>	<b>LG</b>	<b>TD</b>					<b>KICKOFF RETURNS</b>	<b>NO</b>	<b>YDS</b>	<b>AVG</b>	<b>FC</b>	<b>LG</b>	<b>TD</b>								
[TOUCHBACK]	3	0	0.0	0	0	0					T. Ginn	3	62	20.7	0	25	0								
											K. Barber	1	16	16.0	0	16	0								
<b>Returns</b>	<b>0</b>	<b>0</b>	<b>0.0</b>	<b>0</b>	<b>0</b>	<b>0</b>					<b>Returns</b>	<b>4</b>	<b>78</b>	<b>19.5</b>	<b>0</b>	<b>25</b>	<b>0</b>								
<b>FUMBLES</b>	<b>Fum</b>	<b>Own Rec.</b>	<b>Yds</b>	<b>TD</b>	<b>FF</b>	<b>Opp. Rec.</b>	<b>Yds</b>	<b>TD</b>	<b>Out Bnds</b>																
C. Kaepernick	1	0	-2	0	0	0	0	0	0																
F. Gore	0	1	0	0	0	0	0	0	0																
<b>Total</b>	<b>1</b>	<b>1</b>	<b>-2</b>	<b>0</b>	<b>0</b>	<b>0</b>	<b>0</b>	<b>0</b>	<b>0</b>																
<b>Total</b>	<b>0</b>	<b>0</b>	<b>0</b>	<b>0</b>	<b>0</b>	<b>0</b>	<b>0</b>	<b>0</b>	<b>0</b>																

## FINAL TEAM STATISTICS

<b>TOTAL FIRST DOWNS</b>	21	18	Fgs -PATs Had Blocked	0-0	0-0
By Rushing	5	7	Net Punting Average	34.0	42.0
By Passing	11	9	<b>TOTAL RETURN YARDAGE (Not Including Kickoffs)</b>	17	27
By Penalty	5	2	No. and Yards Punt Returns	0-0	2-27
<b>THIRD DOWN EFFICIENCY</b>	6-14-43%	6-10-60%	No. and Yards Kickoff Returns	0-0	4-78
<b>FOURTH DOWN EFFICIENCY</b>	0-1-0%	0-1-0%	No. and Yards Interception Returns	2-17	0-0
<b>TOTAL NET YARDS</b>	315	325	<b>PENALTIES Number and Yards</b>	5-40	8-73
Total Offensive Plays (inc. times thrown passing)	65	54	<b>FUMBLES Number and Lost</b>	1-0	0-0
Average gain per offensive play	4.8	6.0	<b>TOUCHDOWNS</b>	2	1
<b>NET YARDS RUSHING</b>	126	93	Rushing	1	0
Total Rushing Plays	34	24	Passing	1	1
Average gain per rushing play	3.7	3.9	<b>EXTRA POINTS Made-Attempts</b>	2-2	1-1
Tackles for a loss-number and yards	4-9	2-3	Kicking Made-Attempts	2-2	1-1
<b>NET YARDS PASSING</b>	189	232	Passing Made-Attempts	0-0	0-0
Times thrown - yards lost attempting to pass	1-7	5-35	<b>FIELD GOALS Made-Attempts</b>	3-3	1-1
Gross yards passing	196	267	<b>RED ZONE EFFICIENCY</b>	2-4-50%	0-3-0%
<b>PASS ATTEMPTS-COMPLETIONS-HAD INTERCEPTED</b>	30-15-0	25-16-2	<b>GOAL TO GO EFFICIENCY</b>	2-2-100%	0-3-0%
Avg gain per pass play (inc.# thrown passing)	6.1	7.7	<b>SAFETIES</b>	0	0
<b>KICKOFFS Number-In End Zone-Touchbacks</b>	6-3-2	3-3-3	<b>FINAL SCORE</b>	23	10
<b>PUNTS Number and Average</b>	2-47.5	2-42.0	<b>TIME OF POSSESSION</b>	29:55	30:05
Had Blocked	0	0			

## DEFENSIVE STATISTICS (based on coaches' film review)

Player	TT	S	A	S-yds	I-yds	PD	FF	FR	Player	TT	S	A	S-yds	I-yds	PD	FF	FR
L. Kuechly	15	10	5	1-7	0	2	0	0	C. Munnerlyn	4	4	0	0	0	0	0	0
T. Davis	9	7	2	0	0	0	0	0	C. Johnson	3	3	0	0	0	0	0	0
C. Blackburn	7	5	2	0	0	1	0	0	C. Cole	2	1	1	0	0	0	0	0
K. Short	6	4	2	0	0	0	0	0	D. Edwards	2	0	2	0	0	0	0	0
G. Hardy	5	4	1	0	0	0	0	0	D. Florence	2	0	2	0	0	0	0	0
M. Mitchell	5	2	3	0	0	1	0	0	M. Addison	1	1	0	0	0	0	0	0
M. White	5	4	1	0	0	0	0	0	Q. Mikell	1	1	0	0	0	2	0	0
S. Lotulelei	4	2	2	0	0	0	0	0	F. Alexander	0	0	0	0	0	0	0	0
<b>Total</b>	<b>71</b>	<b>48</b>	<b>23</b>	<b>1-7</b>	<b>0</b>	<b>0</b>	<b>0</b>	<b>0</b>	<b>Total</b>	<b>71</b>	<b>48</b>	<b>23</b>	<b>1-7</b>	<b>0</b>	<b>0</b>	<b>0</b>	<b>0</b>

# POSTSEASON HISTORY

## NFC WILD CARD PLAYOFFS CAROLINA 27 – ARIZONA 16

January 3, 2015  
Bank of America Stadium • Charlotte, NC

WEATHER: Rain, 51°, Wind NE 6 MPH - ATTENDANCE: 71,849 - TIME: 4:20 PM

Carolina running back Jonathan Stewart rushed for 123 yards with a touchdown and the Panthers defense limited Arizona to an NFL postseason record low 78 total yards, leading the Panthers to a 27-16 victory over Arizona. The Panthers built a 10-0 lead after two possessions in the first quarter. A 47-yard Graham Gano field goal was followed by a 13-yard touchdown run by Stewart, who made two defenders miss before spinning into the end zone. Carolina then forced Arizona to punt for a third consecutive time, but returner Brenton Bersin tried to secure the ball after an awkward bounce, and muffed it. The Cardinals recovered the loose ball at the Panthers' 30-yard line. Six plays later, quarterback Ryan Lindley found tight end Darren Fells for a 1-yard touchdown. Gano missed a 43-yard field goal early in the second quarter, but the Panthers held in the field position battle. Following a 31-yard punt by Arizona's Drew Butler, Carolina took over at the Cardinals' 34-yard line. But on third-and-13, cornerback Antonio Cromartie intercepted quarterback Cam Newton's pass for wide receiver Jericho Cotchery and returned 50 yards before Newton ran him down at the Carolina 17-yard line. Four plays later, running back Marion Grice gave Arizona a 14-10 lead with a 1-yard touchdown run. Gano trimmed the deficit to one with a 39-yard field goal in the final seconds of the first half.

Carolina got on the board first in the second half. Newton tossed a screen pass to running back Fozzy Whitaker on the right side of the field, and he avoided four Cardinals as he cut across the middle. Left tackle Byron Bell provided a block on cornerback Patrick Peterson to allow Whitaker to score. Former Panther Ted Ginn, Jr. tried to ignite the Cardinals by returning the ensuing kickoff from eight yards deep in the end zone. Instead, he set up Carolina's third touchdown as cornerback Melvin White forced Ginn to fumble. Linebacker Kevin Reddick recovered for Carolina at the Cardinals' 3-yard line. A third-down pass interference penalty on safety Tony Jefferson, who was covering Olsen, gave the Panthers first-and-goal. Newton faked a handoff and found fullback Mike Tolbert wide open for a 1-yard touchdown to give Carolina a 27-14 lead with 4:04 remaining in the third quarter. Arizona linebacker Sam Acho kept his team in the game by forcing Newton to fumble just before he released a pass early in the fourth quarter. Safety Rashad Johnson recovered the ball and returned it 30 yards to the Carolina 8-yard line. But linebacker Luke Kuechly kept the Panthers' 13-point lead intact by intercepting Lindley's pass for wide receiver Larry Fitzgerald on the next play. Kuechly helped seal the victory by getting a hand on a pass that rookie safety Tre Boston intercepted with 1:54 left in the game.

### OFFICIALS

Referee — Ed Hochuli (85) Umpire — Tony Michalek (115) Head Linesman — Steve Steljes (22) Line Judge — Ron Marinucci (107)  
Field Judge — Adrian Hill (29) Side Judge — Boris Cheek (41) Back Judge — Scott Helverson (93) Replay — Tom Sifferman

### STARTING LINEUPS

#### Arizona Cardinals

Offense		Defense	
WR	11 L.Fitzgerald	DE	93 C.Campbell
LT	68 J.Veldheer	NT	92 D.Williams
LG	62 T.Larsen	DT	98 F.Rucker
C	63 L.Sendlein	DE	95 T.Kelly
RG	74 P.Fanaika	SAM	57 A.Okafor
RT	70 B.Massie	ILB	50 L.Foote
TE	84 R.Housler	WILL	94 S.Acho
WR	15 M.Floyd	LCB	21 P.Peterson
QB	14 R.Lindley	RCB	31 A.Cromartie
RB	30 S.Taylor	SS	22 T.Jefferson
TE	85 D.Fells	FS	26 R.Johnson

#### Carolina Panthers

Offense		Defense	
WR	16 C.Brown	LDE	95 C.Johnson
LT	77 B.Bell	LDT	99 K.Short
LG	68 A.Norwell	RDT	98 S.Lotulelei
C	67 R.Kalil	RDE	96 W.Horton
RG	70 T.Turner	SLB	57 A.Glanton
RT	74 M.Remmers	MLB	59 L.Kuechly
TE	88 G.Olsen	WLB	58 T.Davis
WR	13 K.Benjamin	RCB	24 J.Norman
QB	1 C.Newton	LCB	25 B.Benwikere
RB	28 J.Stewart	SS	41 R.Harper
FB	84 E.Dickson	FS	33 T.Boston

**CAROLINA SUBSTITUTIONS:** P 8 B.Nortman, K 9 G.Gano, WR 11 B.Bersin, QB 14 J.Webb, CB 23 M.White, RB 34 D.Williams, FB 35 M.Tolbert, CB 37 C.Byndom, S 38 R.Lester, S 42 C.Jones, RB 43 F.Whittaker, LS 44 J.Jansen, LB 52 K.Reddick, LB 53 B.Jacobs, C 64 B.Folkerts, G 75 F.Velasco, G 79 C.Scott, WR 82 J.Cotchery, TE 86 B.Williams, DT 91 C.Cole, DT 92 D.Edwards, DE 94 K.Ealy, DE 97 M.Addison **DID NOT PLAY:** QB 3 D.Anderson **INACTIVE:** S 21 T.DeCoud, CB 31 J.Dockery, LB 56 A.Klein, DT 61 K.Love, T 63 D.Foucault, G 66 A.Silatolu, DE 90 F.Alexander

		1	2	3	4	OT	TOTAL	FIELD GOALS (made/ ) & missed)
VISITOR	Arizona Cardinals	0	14	0	2	-	16	G. Gano (4/7) 43WL (39)
HOME	Carolina Panthers	10	3	14	0	-	27	

Team	Qtr	Clock Time	PLAY DESCRIPTION (Extra Point) (Drive Info)	SCORE	
				Visitor	Home
PANTHERS	1	11:27	G.GANO 47 YD. FIELD GOAL (7-19, 2:03)	0	3
PANTHERS	1	5:21	J.STEWART 13 YD. RUN (G.GANO KICK) (8-57, 3:51)	0	10
CARDINALS	2	14:56	D.FELLS 1 YD. PASS FROM R.LINDLEY (C.CATANZARO KICK) (6-30, 2:15)	7	10
CARDINALS	2	2:50	M.GRICE 1 YD. RUN (C.CATANZARO KICK) (4-17, 2:04)	14	10
PANTHERS	2	0:15	G.GANO 39 YD. FIELD GOAL (9-59, 2:35)	14	13
PANTHERS	3	5:36	F.WHITTAKER 39 YD. PASS FROM C.NEWTON (G.GANO KICK) (1-39, 0:14)	14	20
PANTHERS	3	4:04	M.TOLBERT 1 YD. PASS FROM C.NEWTON (G.GANO KICK) (3-3, 1:24)	14	27
CARDINALS	4	0:03	B.NORTMAN TACKLED IN END ZONE BY J.BETHEL FOR A SAFETY	16	27



# POSTSEASON HISTORY

## FINAL INDIVIDUAL STATISTICS

### Arizona Cardinals

### Carolina Panthers

RUSHING	ATT	YDS	AVG	LG	TD	RUSHING	ATT	YDS	AVG	LG	TD
K. Williams	10	23	2.3	9	0	J. Stewart	24	123	5.1	35	1
S. Taylor	3	3	1.0	2	0	C. Newton	7	35	5.0	13	0
M. Grace	1	1	1.0	1	1	D. Williams	4	16	4.0	12	0
R. Hughes	1	0	0.0	0	0	M. Tolbert	2	7	3.5	6	0
						J. Colchery	1	5	5.0	5	0
						F. Whittaker	1	4	4.0	4	0
						B. Nortman	2	-2	-1.0	6	0
<b>Total</b>	<b>15</b>	<b>27</b>	<b>1.8</b>	<b>9</b>	<b>1</b>	<b>Total</b>	<b>41</b>	<b>188</b>	<b>4.6</b>	<b>35</b>	<b>1</b>

PASSING	ATT	CMP	YDS	SK/YD	TD	LG	IN	Rtg.	PASSING	ATT	CMP	YDS	SK/YD	TD	LG	IN	Rtg.
R. Lindley	28	16	82	4/31	1	21	2	44.3	C. Newton	32	18	198	1/0	2	39	1	82.6
<b>Total</b>	<b>28</b>	<b>16</b>	<b>82</b>	<b>4/31</b>	<b>1</b>	<b>21</b>	<b>2</b>	<b>44.3</b>	<b>Total</b>	<b>32</b>	<b>18</b>	<b>198</b>	<b>1/0</b>	<b>2</b>	<b>39</b>	<b>1</b>	<b>82.6</b>

PASS RECEIVING	NO	YDS	AVG	LG	TD	PASS RECEIVING	NO	YDS	AVG	LG	TD
John.Brown	4	34	8.5	21	0	K. Benjamin	4	33	8.3	11	0
L. Fitzgerald	3	31	10.3	14	0	C. Brown	3	37	12.3	23	0
J. Carlson	3	25	8.3	14	0	G. Olsen	3	37	12.3	16	0
K. Williams	3	0	0.0	2	0	J. Colchery	3	14	4.7	10	0
R. Hughes	1	6	6.0	6	0	F. Whittaker	1	39	39.0	39	1
D. Fells	1	1	1.0	1	1	E. Dickson	1	34	34.0	34	0
M. Floyd	1	-12	-12.0	9	0	B. Bersin	1	6	6.0	6	0
S. Taylor	0	2	0.0	2	0	M. Tolbert	1	1	1.0	1	1
L. Sandlein	0	-5	0.0	-5	0	J. Stewart	1	-3	-3.0	3	0
<b>Total</b>	<b>16</b>	<b>82</b>	<b>5.1</b>	<b>21</b>	<b>1</b>	<b>Total</b>	<b>18</b>	<b>198</b>	<b>11.0</b>	<b>39</b>	<b>2</b>

INTERCEPTIONS	NO	YDS	AVG	LG	TD	INTERCEPTIONS	NO	YDS	AVG	LG	TD
A. Cromartie	1	50	50.0	50	0	T. Boston	1	11	11.0	11	0
<b>Total</b>	<b>1</b>	<b>50</b>	<b>50.0</b>	<b>50</b>	<b>0</b>	<b>Total</b>	<b>2</b>	<b>12</b>	<b>6.0</b>	<b>11</b>	<b>0</b>

PUNTING	NO	YDS	AVG	TB	IN20	LG	PUNTING	NO	YDS	AVG	TB	IN20	LG
D. Butler	9	313	34.8	0	1	52	B. Nortman	4	149	37.3	1	3	49
<b>Total</b>	<b>9</b>	<b>313</b>	<b>34.8</b>	<b>0</b>	<b>1</b>	<b>52</b>	<b>Total</b>	<b>4</b>	<b>149</b>	<b>37.3</b>	<b>1</b>	<b>3</b>	<b>49</b>

PUNT RETURNS	NO	YDS	AVG	FC	LG	TD	PUNT RETURNS	NO	YDS	AVG	FC	LG	TD
T. Ginn	0	0	0.0	2	0	0	B. Bersin	1	0	0.0	5	0	0
[DOWNED]	1	0	0.0	0	0	0	[DOWNED]	2	0	0.0	0	0	0
[TOUCHBACK]	1	0	0.0	0	0	0	[OUT OF BOUNDS]	1	0	0.0	0	0	0
Returns	0	0	0.0	2	0	0	Returns	1	0	0.0	5	0	0

KICKOFF RETURNS	NO	YDS	AVG	FC	LG	TD	KICKOFF RETURNS	NO	YDS	AVG	FC	LG	TD
T. Ginn	2	59	29.5	1	48	0	F. Whittaker	1	20	20.0	0	20	0
[TOUCHBACK]	1	4	0.0	0	0	0	[TOUCHBACK]	2	0	0.0	0	0	0
Returns	2	59	29.5	1	48	0	Returns	1	20	20.0	0	20	0

Own	Opp.	Out				Own	Opp.	Out					
Fumbles	Fum	Rec.	Yds	TD	FF	Rec.	Yds	TD	FF	Rec.	Yds	TD	Bnds
R. Lindley	1	1	0	0	0	0	0	0	0	0	0	0	0
M. Floyd	1	0	0	0	0	0	0	0	0	0	0	0	0
T. Ginn	1	0	0	0	0	0	0	0	0	0	0	0	0
John.Brown	0	1	0	0	0	0	0	0	0	1	0	0	0
S. Acho	0	0	0	0	1	0	0	0	0	0	0	0	0
J. Bethel	0	0	0	0	0	1	0	0	0	0	0	0	0
R. Johnson	0	0	0	0	0	1	30	0	0	0	0	0	0
<b>Total</b>	<b>3</b>	<b>2</b>	<b>0</b>	<b>0</b>	<b>1</b>	<b>2</b>	<b>30</b>	<b>0</b>	<b>0</b>	<b>1</b>	<b>1</b>	<b>0</b>	<b>0</b>

	VISITOR	HOME	VISITOR	HOME
	CARDINALS	PANTHERS	CARDINALS	PANTHERS

TOTAL FIRST DOWNS	8	25	Had Blocked	0	0
By Rushing	2	12	Fbs - PATs Had Blocked	0-0	0-0
By Passing	5	9	Net Punting Average	34.8	32.3
By Penalty	1	4	TOTAL RETURN YARDAGE (Not Including Kickoffs)	50	12
THIRD DOWN EFFICIENCY	3-12-25%	5-15-33%	No. and Yards Punt Returns	0-0	1-0
FOURTH DOWN EFFICIENCY	0-0-0%	0-2-0%	No. and Yards Kickoff Returns	2-59	1-20
TOTAL NET YARDS	78	386	No. and Yards Interception Returns	1-50	2-12
Total Offensive Plays (inc. times thrown passing)	47	74	PENALTIES Number and Yards	7-38	8-80
Average gain per offensive play	1.7	5.2	FUMBLES Number and Lost	3-1	3-2
NET YARDS RUSHING	27	188	TOUCHDOWNS	2	3
Total Rushing Plays	15	41	Rushing	1	1
Average gain per rushing play	1.8	4.6	Passing	1	2
Tackles for a loss-number and yards	3-4	6-21	EXTRA POINTS Made-Attempts	2-2	3-3
NET YARDS PASSING	51	198	Kicking Made-Attempts	2-2	3-3
Times thrown - yards lost attempting to pass	4-31	1-0	FIELD GOALS Made-Attempts	0-0	2-3
Gross yards passing	82	198	RED ZONE EFFICIENCY	2-3-67%	2-3-67%
PASS ATTEMPTS-COMPLETIONS-HAD INTERCEPTED	28-16-2	32-18-1	GOAL TO GO EFFICIENCY	2-3-67%	1-1-100%
Avg gain per pass play (inc. # thrown passing)	1.6	6.0	SAFETIES	1	0
KICKOFFS Number-In End Zone-Touchbacks	3-3-2	7-6-4	FINAL SCORE	16	27
PUNTS Number and Average	9-34.8	4-37.3	TIME OF POSSESSION	22:54	37:06

Player	TT	S	A	S-yds	I-yds	PD	FF	FR	Player	TT	S	A	S-yds	I-yds	PD	FF	FR
L. Kuechly	10	6	4	0	1-1	2	0	0	D. Edwards	1	1	0	1-8	0	0	0	0
T. Davis	7	4	3	0	0	0	0	0	K. Short	1	0	1	1-6	0	0	0	0
C. Jones	5	2	3	0	0	0	0	0	B. Benwikere	1	1	0	0	0	0	0	0
S. Lotulelei	4	3	1	0	0	0	0	0	K. Ealy	1	0	1	0	0	0	0	0
J. Norman	4	2	2	0	0	0	0	0	C. Cole	1	0	1	0	0	0	0	0
C. Johnson	3	2	1	2-17	0	0	0	0	W. Horton	1	0	1	0	0	0	0	0
T. Boston	2	1	1	0	1-11	1	0	0	<b>Total</b>	<b>41</b>	<b>23</b>	<b>18</b>	<b>4-31</b>	<b>2</b>	<b>3</b>	<b>0</b>	<b>0</b>

# POSTSEASON HISTORY

## NFC DIVISIONAL PLAYOFFS SEATTLE 31 – CAROLINA 17

January 10, 2015  
CenturyLink Field • Seattle, WA

WEATHER: Cloudy, 48°, Wind 0 MPH - ATTENDANCE: 68,524 - TIME: 5:21 PM PST

Seattle quarterback Russell Wilson completed 15-of-22 passes for 268 yards and three touchdown passes leading the Seahawks to a 31-17 victory over Carolina in the Divisional Playoffs. Seattle got on the scoreboard first after Panthers quarterback Cam Newton fumbled on a late hand-off to running back Jonathan Stewart that Seahawks defensive tackle Tony McDaniel recovered. Four plays later, Russell Wilson connected with wide receiver Doug Baldwin for a 16-yard touchdown. Carolina responded with a 14-play, 79-yard drive that ended with Newton finding rookie wide receiver Kelvin Benjamin in the end zone with a seven-yard pass. With four seconds left in

the half, Panthers kicker Graham Gano nailed a 35-yard field goal to cut the deficit to four. With a scoreless third quarter, Seattle capitalized offensively and defensively in the fourth quarter to seal the fate for the Panthers. Wilson completed his third touchdown pass for 25 yards to tight end Luke Willson and Kam Chancellor returned an intercepted pass intended for Ed Dickson 90 yards for a touchdown shortly after. Kelvin Benjamin caught his second touchdown of the game from 15 yards out late in the fourth quarter to close the scoring.

### OFFICIALS

Referee — Terry McAlay (77) Umpire —Undrey Wash (96) Head Linesman — Derick Bowers (74) Line Judge — Mark Perlman (9)  
Field Judge — Bob Waggoner (25) Side Judge —Joe Larrew (73) Back Judge — Terrence Miles (111) Replay — Earnie Frantz

### STARTING LINEUPS

Carolina Panthers				Seattle Seahawks			
Offense		Defense		Offense		Defense	
WR	82 J.Cotchery	LDE	95 C.Johnson	WR	89 D.Baldwin	LDE	72 M.Bennett
LT	77 B.Bell	LDT	99 K.Short	LT	76 R.Okung	LDT	99 T.McDaniel
LG	68 A.Norwell	RDT	91 C.Cole	LG	77 J.Carpenter	RDT	94 K.Williams
C	67 R.Kali	RDE	96 W.Horton	C	60 M.Unger	RDE	56 C.Avril
RG	70 T.Turner	S	42 C.Jones	RG	64 J.Sweezy	OLB	51 B.Irvin
RT	74 M.Remmers	MLB	59 L.Kuechly	RT	68 J.Britt	MLB	54 B.Wagner
TE	88 G.Olsen	WLB	58 T.Davis	TE	82 L.Willson	OLB	50 K.Wright
WR	13 K.Benjamin	LCB	25 B.Benwikere	WR	15 J.Kearse	LCB	25 R.Sherman
QB	1 C.Newton	RCB	24 J.Norman	QB	3 R.Wilson	RCB	27 T.Simon
TE	84 E.Dickson	SS	41 R.Harper	TE	84 C.Helfet	SS	31 K.Chancellor
RB	28 J.Stewart	FS	33 T.Boston	RB	24 M.Lynch	FS	29 E.Thomas

**CAROLINA SUBSTITUTIONS:** P 8 B.Nortman, K 9 G.Gano, WR 11 B.Bersin, QB 14 J.Webb, WR 16 C.Brown, S 21 T.DeCoud, CB 23 M.White, RB 34 D.Williams, FB 35 M.Tolbert, CB 37 C.Byndom, RB 43 F.Whittaker, LS 44 J.Jansen, LB 52 K.Reddick, LB 53 B.Jacobs, LB 57 A.Glanton, DT 61 K.Love, C 64 B.Folkerts, G 75 F.Velasco, G 79 C.Scott, TE 86 B.Williams, DT 92 D.Edwards, DE 94 K.Ealy, DE 97 M.Addison **DID NOT PLAY:** QB 3 D.Anderson **INACTIVE:** CB 31 J.Dockery, S 38 R.Lester, LB 56 A.Klein, T 63 D.Foucault, G 66 A.Slatola, DE 90 F.Alexander, DT 98 S.Lotulelei

VISITOR	Carolina Panthers	1	2	3	4	OT	TOTAL	FIELD GOALS (made( ) & missed)
HOME	Seattle Seahawks	0	10	0	7	-	17	G. Gano (35)
		7	7	0	17	-	31	S. Hauschka (37)

Team	Qtr	Clock Time	PLAY DESCRIPTION (Extra Point) (Drive Info)	SCORE	
				Visitor	Home
SEAHAWKS	1	0:56	D.BALDWIN 16 YD. PASS FROM R.WILSON (S.HAUSCHKA KICK) (4-28, 1:26)	0	7
PANTHERS	2	7:44	K.BENJAMIN 7 YD. PASS FROM C.NEWTON (G.GANO KICK) (14-79, 8:12)	7	7
SEAHAWKS	2	4:54	J.KEARSE 63 YD. PASS FROM R.WILSON (S.HAUSCHKA KICK) (5-77, 2:50)	7	14
PANTHERS	2	0:00	G.GANO 35 YD. FIELD GOAL (13-62, 4:54)	10	14
SEAHAWKS	4	14:55	S.HAUSCHKA 37 YD. FIELD GOAL (12-69, 6:32)	10	17
SEAHAWKS	4	10:26	L.WILLSON 25 YD. PASS FROM R.WILSON (S.HAUSCHKA KICK) (6-58, 2:27)	10	24
SEAHAWKS	4	5:55	K.CHANCELLOR 90 YD. INTERCEPTION RETURN (S.HAUSCHKA KICK)	10	31
PANTHERS	4	2:34	K.BENJAMIN 15 YD. PASS FROM C.NEWTON (G.GANO KICK) (8-83, 3:21)	17	31

# POSTSEASON HISTORY

## FINAL INDIVIDUAL STATISTICS

### Carolina Panthers

### Seattle Seahawks

Carolina Panthers										Seattle Seahawks												
RUSHING										RUSHING												
	ATT	YDS	AVG	LG	TD		ATT	YDS	AVG	LG	TD											
J. Stewart	13	70	5.4	16	0	M. Lynch	14	59	4.2	25	0											
C. Newton	11	37	3.4	9	0	R. Wilson	7	22	3.1	14	0											
D. Williams	2	14	7.0	8	0	R. Turbin	7	19	2.7	13	0											
M. Tolbert	2	10	5.0	7	0																	
F. Whittaker	1	1	1.0	1	0																	
J. Cotchery	1	0	0.0	0	0																	
<b>Total</b>	<b>30</b>	<b>132</b>	<b>4.4</b>	<b>16</b>	<b>0</b>	<b>Total</b>	<b>28</b>	<b>100</b>	<b>3.6</b>	<b>25</b>	<b>0</b>											
PASSING										PASSING												
	ATT	CMP	YDS	SK/YD	TD	LG	IN	Rtg.		ATT	CMP	YDS	SK/YD	TD	LG	IN	Rtg.					
C. Newton	36	23	246	2/16	2	31	2	79.2	R. Wilson	22	15	268	2/20	3	63	0	149.2					
<b>Total</b>	<b>36</b>	<b>23</b>	<b>246</b>	<b>2/16</b>	<b>2</b>	<b>31</b>	<b>2</b>	<b>79.2</b>	<b>Total</b>	<b>22</b>	<b>15</b>	<b>268</b>	<b>2/20</b>	<b>3</b>	<b>63</b>	<b>0</b>	<b>149.2</b>					
PASS RECEIVING										PASS RECEIVING												
	NO	YDS	AVG	LG	TD		NO	YDS	AVG	LG	TD											
K. Benjamin	7	75	10.7	28	2	L. Willson	4	68	17.0	29	1											
G. Olsen	4	58	14.5	31	0	J. Kearse	3	129	43.0	63	1											
J. Cotchery	3	25	8.3	13	0	D. Baldwin	3	38	12.7	16	1											
E. Dickson	2	33	16.5	19	0	M. Lynch	3	6	2.0	5	0											
C. Brown	2	24	12.0	14	0	P. Richardson	1	21	21.0	21	0											
D. Williams	2	2	1.0	2	0	R. Lockette	1	6	6.0	6	0											
M. Tolbert	1	14	14.0	14	0																	
B. Bersin	1	11	11.0	11	0																	
J. Stewart	1	4	4.0	4	0																	
<b>Total</b>	<b>23</b>	<b>246</b>	<b>10.7</b>	<b>31</b>	<b>2</b>	<b>Total</b>	<b>15</b>	<b>268</b>	<b>17.9</b>	<b>63</b>	<b>3</b>											
INTERCEPTIONS										INTERCEPTIONS												
	NO	YDS	AVG	LG	TD		NO	YDS	AVG	LG	TD											
<b>Total</b>	<b>0</b>	<b>0</b>	<b>0</b>	<b>0</b>	<b>0</b>	<b>Total</b>	<b>2</b>	<b>90</b>	<b>45.0</b>	<b>90</b>	<b>1</b>											
PUNTING										PUNTING												
	NO	YDS	AVG	TB	IN20	LG		NO	YDS	AVG	TB	IN20	LG									
B. Nortman	4	157	39.3	0	1	48	J. Ryan	4	154	38.5	0	3	45									
<b>Total</b>	<b>4</b>	<b>157</b>	<b>39.3</b>	<b>0</b>	<b>1</b>	<b>48</b>	<b>Total</b>	<b>4</b>	<b>154</b>	<b>38.5</b>	<b>0</b>	<b>3</b>	<b>45</b>									
PUNT RETURNS										PUNT RETURNS												
	NO	YDS	AVG	FC	LG	TD		NO	YDS	AVG	FC	LG	TD									
B. Bersin	0	0	0.0	4	0	0	B. Walters	1	9	9.0	3	9	0									
<b>Returns</b>	<b>0</b>	<b>0</b>	<b>0.0</b>	<b>4</b>	<b>0</b>	<b>0</b>	<b>Returns</b>	<b>1</b>	<b>9</b>	<b>9.0</b>	<b>3</b>	<b>9</b>	<b>0</b>									
KICKOFF RETURNS										KICKOFF RETURNS												
	NO	YDS	AVG	FC	LG	TD		NO	YDS	AVG	FC	LG	TD									
F. Whittaker	2	42	21.0	0	23	0	P. Richardson	1	26	26.0	0	26	0									
B. Bersin	1	24	24.0	0	24	0	(TOUCHBACK)	1	0	0.0	0	0	0									
(TOUCHBACK)	3	0	0.0	0	0	0	<b>Returns</b>	<b>1</b>	<b>26</b>	<b>26.0</b>	<b>0</b>	<b>26</b>	<b>0</b>									
<b>Returns</b>	<b>3</b>	<b>66</b>	<b>22.0</b>	<b>0</b>	<b>24</b>	<b>0</b>																
FUMBLES										FUMBLES												
	Fum	Own	Rec.	Yds	TD	FF	Opp.	Yds	TD	Out		Fum	Own	Rec.	Yds	TD	FF	Opp.	Yds	TD	Out	
C. Newton	2	0	-3	0	0	0	0	0	0	1	R. Wilson	1	2	-2	0	0	0	0	0	0	0	0
J. Stewart	1	0	0	0	0	0	0	0	0	1	M. Lynch	1	0	0	0	0	0	0	0	0	0	0
W. Horton	0	0	0	0	1	0	0	0	0	0	O. Schofield	0	0	0	0	1	0	0	0	0	0	0
											E. Thomas	0	0	0	0	1	0	0	0	0	0	0
											T. McDaniel	0	0	0	0	0	1	0	0	0	0	0
<b>Total</b>	<b>3</b>	<b>0</b>	<b>-3</b>	<b>0</b>	<b>1</b>	<b>0</b>	<b>0</b>	<b>0</b>	<b>0</b>	<b>2</b>	<b>Total</b>	<b>2</b>	<b>2</b>	<b>-2</b>	<b>0</b>	<b>2</b>	<b>1</b>	<b>0</b>	<b>0</b>	<b>0</b>	<b>0</b>	<b>0</b>

### VISITOR PANTHERS

### HOME SEAHAWKS

<b>TOTAL FIRST DOWNS</b>	21	16
By Rushing	6	5
By Passing	14	10
By Penalty	1	1
<b>THIRD DOWN EFFICIENCY</b>	9-16-56%	7-13-54%
<b>FOURTH DOWN EFFICIENCY</b>	1-1-100%	0-0-0%
<b>TOTAL NET YARDS</b>	362	348
Total Offensive Plays (inc. times thrown passing)	68	52
Average gain per offensive play	5.3	6.7
<b>NET YARDS RUSHING</b>	132	100
Total Rushing Plays	30	28
Average gain per rushing play	4.4	3.6
Tackles for a loss-number and yards	0-0	2-7
<b>NET YARDS PASSING</b>	230	248
Times thrown - yards lost attempting to pass	2-16	2-20
Gross yards passing	246	268
<b>PASS ATTEMPTS-COMPLETIONS-HAD INTERCEPTED</b>	36-23-2	22-15-0
Avg gain per pass play (inc.# thrown passing)	6.1	10.3
<b>KICKOFFS Number-In End Zone-Touchbacks</b>	3-2-1	6-6-3
<b>PUNTS Number and Average</b>	4-39.3	4-38.5
Had Blocked	0	0
<b>FGs - PATs Had Blocked</b>	0-0	0-0
<b>Net Punting Average</b>	37.0	38.5
<b>TOTAL RETURN YARDAGE (Not Including Kickoffs)</b>	0	99
No. and Yards Punt Returns	0-0	1-9
No. and Yards Kickoff Returns	3-66	1-26
No. and Yards Interception Returns	0-0	2-90
<b>PENALTIES Number and Yards</b>	5-35	6-60
<b>FUMBLES Number and Lost</b>	3-1	2-0
<b>TOUCHDOWNS</b>	2	4
Rushing	0	0
Passing	2	3
Interceptions	0	1
<b>EXTRA POINTS Made-Attempts</b>	2-2	4-4
Kicking Made-Attempts	2-2	4-4
<b>FIELD GOALS Made-Attempts</b>	1-1	1-1
<b>RED ZONE EFFICIENCY</b>	2-4-50%	1-3-33%
<b>GOAL TO GO EFFICIENCY</b>	0-0-0%	0-0-0%
<b>SAFETIES</b>	0	0
<b>FINAL SCORE</b>	17	31
<b>TIME OF POSSESSION</b>	34:03	25:57

## DEFENSIVE STATISTICS (based on coaches' film review)

Player	TT	S	A	S-yds	l-yds	PD	FF	FR	Player	TT	S	A	S-yds	l-yds	PD	FF	FR
T. Davis	9	6	3	1-12	0	0	0	0	K. Ealy	3	1	2	0	0	0	0	0
L. Kuechly	8	2	6	0	0	0	0	0	J. Norman	2	2	0	0	0	0	0	0
R. Harper	5	2	3	0	0	0	0	0	D. Edwards	2	2	0	0	0	0	0	0
K. Short	4	0	4	0	0	0	0	0	W. Horton	2	1	1	0	0	0	1	0
T. Boston	3	3	0	0	0	0	0	0	C. Johnson	2	0	2	0	0	0	0	0
C. Jones	3	2	1	0	0	1	0	0	B. Benwikere	1	1	0	0	0	1	0	0
M. Addison	3	1	2	1-8	0	0	0	0	A. Glanton	1	0	1	0	0	0	0	0
C. Cole	3	1	2	0	0	0	0	0	K. Love	1	0	1	0	0	0	0	0
<b>Total</b>	<b>52</b>	<b>24</b>	<b>28</b>	<b>2-20</b>	<b>0</b>	<b>2</b>	<b>1</b>	<b>0</b>	<b>Total</b>	<b>52</b>	<b>24</b>	<b>28</b>	<b>2-20</b>	<b>0</b>	<b>2</b>	<b>1</b>	<b>0</b>

# POSTSEASON HISTORY

## NFC DIVISIONAL PLAYOFFS

### CAROLINA 31 – SEATTLE 24

January 17, 2016

Bank of America Stadium • Charlotte, NC

**WEATHER:** Partly Cloudy, 43°, Wind NNE 7 MPH - **ATTENDANCE:** 74,287 - **TIME:** 1:06 PM EST

Carolina earned a 31-24 victory over Seattle in the NFC Divisional Playoff at Bank of America Stadium, scoring all 31 points in the first half. The Panthers held off Seattle as they rallied with 24 second-half points. On the very first offensive snap of the game, running back Jonathan Stewart – back from a three-game absence with a foot injury – slashed through the middle of Seattle's vaunted defense for 59 yards, scoring three plays later. Not to be outdone, the defense needed just two snaps to score. After defensive tackle Star Lotulelei threw running back Marshawn Lynch for a 3-yard loss on Seattle's first play, fellow tackle Kawann Short's pressure of Wilson forced a bad pass for running back Marshawn Lynch that Luke Kuechly picked off and returned 14 yards for a 14-0 lead. The rest of the quarter was dedicated to an 86-yard touchdown drive that consumed nearly nine minutes – capped by a Stewart leaping score from the 1. Cornerback

Cortland Finnegan picked off a pass on Seattle's next snap to set up a field goal, and soon after tight end Greg Olsen made an incredible grab in the back of the end zone on third-and-14 from the 19. Seattle's Tyler Lockett returned the opening kickoff of the second half to midfield, and a penalty moved the ball to the 35. The ensuing drive would end with a 13-yard touchdown pass from Wilson to wide receiver Jermaine Kearse to put the Seahawks on the board. Later in the third quarter, Wilson found Lockett for a 33-yard touchdown and in the fourth Wilson and Kearse connected again for a 3-yard touchdown. Steven Hauschka's 36-yard field goal with 1:12 to go pulled the Seahawks within a single score, but linebacker Thomas Davis secured an onside kick, taking away a chance for the Seahawks to score.

### OFFICIALS

**Referee** — Tony Corrente (99) **Umpire** — Tony Michalek (115) **Head Linesman** — Patrick Turner (13) **Line Judge** — Jeff Bergman (32)  
**Field Judge** — Adrian Hill (29) **Side Judge** — Greg Gautreaux (80) **Back Judge** — Scott Helverson (93) **Replay** — Howard Slavin

### STARTING LINEUPS

Seattle Seahawks					Carolina Panthers				
Offense			Defense		Offense			Defense	
WR	89	D.Baldwin	LDE	72 M.Bennett	WR	17	D.Funchess	LDE	95 C.Johnson
LT	76	R.Okung	LDT	77 A.Rubin	TE	84	E.Dickson	LDT	98 S.Lotulelei
LG	68	J.Britt	RDT	92 B.Mebane	LT	73	M.Other	RDT	99 K.Short
C	65	P.Lewis	RDE	56 C.Avril	LG	68	A.Norwell	RDE	69 J.Allen
RG	64	J.Sweezy	OLB	51 B.Irvin	C	67	R.Kail	SLB	54 S.Thompson
RT	79	G.Gilliam	MLB	54 B.Wagner	RG	70	T.Turner	MLB	59 L.Kuechly
TE	82	L.Wilson	OLB	50 K.Wright	RT	74	M.Remmers	WLB	58 T.Davis
WR	15	J.Kearse	RCB	25 R.Sherman	TE	88	G.Olsen	LCB	27 R.McClain
QB	3	R.Wilson	LCB	35 D.Shead	QB	1	C.Newton	RCB	24 J.Norman
WR	84	C.Helfet	FS	29 E.Thomas	FB	35	M.Tolbert	SS	41 R.Harper
RB	24	M.Lynch	S	33 K.McCray	RB	28	J.Stewart	FS	20 K.Coleman

**CAROLINA SUBSTITUTIONS:** P 8 B.Nortman, K 9 G.Gano, WR 10 C.Brown, QB 14 J.Webb, WR 19 T.Ginn, CB 21 T.Williams, CB 26 C.Finnegan, S 33 T.Boston, RB 34 C.Artis-Payne, S 42 C.Jones, LS 44 J.Jansen, LB 53 B.Jacobs, LB 55 D.Mayo, LB 56 A.Klein, T 60 Da.Williams, G 79 C.Scott, TE 80 S.Simonson, WR 82 J.Cotchery, DT 92 D.Edwards, DT 93 K.Love, DE 94 K.Ealy, DE 97 M.Addison **DID NOT PLAY:** QB 3 D.Anderson, G 61 F.Velasco **INACTIVE:** WR 11 B.Bersin, DB 22 L.Young, S 29 D.Marlowe, RB 32 B.Wegher, RB 43 F.Whittaker, WR 81 K.Norwood, DE 91 R.Delaire

VISITOR	Seattle Seahawks	1	2	3	4	OT	TOTAL	FIELD GOALS (made( ) & missed)
HOME	Carolina Panthers	0	0	14	10	-	24	S. Hauschka 5/5SH (36)
		14	17	0	0	-	31	G. Gano (48)

Team	Qtr	Clock Time	PLAY DESCRIPTION (Extra Point) (Drive Info)	SCORE	
				Visitor	Home
PANTHERS	1	12:30	J.STEWART 4 YD. RUN (G.GANO KICK) (4-75, 2:30)	0	7
PANTHERS	1	11:38	L.KUECHLY 14 YD. INTERCEPTION RETURN (G.GANO KICK)	0	14
PANTHERS	2	14:18	J.STEWART 1 YD. RUN (G.GANO KICK) (15-86, 8:44)	0	21
PANTHERS	2	12:37	G.GANO 48 YD. FIELD GOAL (4--1, 1:35)	0	24
PANTHERS	2	6:26	G.OLSEN 19 YD. PASS FROM C.NEWTON (G.GANO KICK) (9-54, 4:45)	0	31
SEAHAWKS	3	13:27	J.KEARSE 13 YD. PASS FROM R.WILSON (S.HAUSCHKA KICK) (4-35, 1:33)	7	31
SEAHAWKS	3	7:40	T.LOCKETT 33 YD. PASS FROM R.WILSON (S.HAUSCHKA KICK) (7-63, 2:40)	14	31
SEAHAWKS	4	6:04	J.KEARSE 3 YD. PASS FROM R.WILSON (S. HAUSCHKA KICK) (9-73, 3:28)	21	31
SEAHAWKS	4	1:12	S.HAUSCHKA 36 YD. FIELD GOAL (11-60, 1:37)	24	31

# POSTSEASON HISTORY

## FINAL INDIVIDUAL STATISTICS

### SEATTLE SEAHAWKS

### Carolina Panthers

RUSHING	ATT	YDS	AVG	LG	TD
R. Wilson	3	32	10.7	14	0
M. Lynch	6	20	3.3	9	0
D. Shead	1	17	17.0	17	0
F. Jackson	2	9	4.5	6	0
<b>Total</b>	<b>12</b>	<b>78</b>	<b>6.5</b>	<b>17</b>	<b>0</b>

RUSHING	ATT	YDS	AVG	LG	TD
J. Stewart	19	106	5.6	59	2
M. Tolbert	7	17	2.4	5	0
T. Ginn	1	11	11.0	11	0
C. Artis-Payne	3	7	2.3	3	0
C. Newton	11	3	0.3	5	0
<b>Total</b>	<b>41</b>	<b>144</b>	<b>3.5</b>	<b>59</b>	<b>2</b>

PASSING	ATT	CMP	YDS	SK/YD	TD	LG	IN	Rtg.
R. Wilson	48	31	366	5/41	3	33	2	91.1
<b>Total</b>	<b>48</b>	<b>31</b>	<b>366</b>	<b>5/41</b>	<b>3</b>	<b>33</b>	<b>2</b>	<b>91.1</b>

PASSING	ATT	CMP	YDS	SK/YD	TD	LG	IN	Rtg.
C. Newton	22	16	161	1/10	1	27	0	108.3
<b>Total</b>	<b>22</b>	<b>16</b>	<b>161</b>	<b>1/10</b>	<b>1</b>	<b>27</b>	<b>0</b>	<b>108.3</b>

PASS RECEIVING	NO	YDS	AVG	LG	TD
D. Baldwin	11	110	10.0	17	2
B. Baldwin	8	82	10.3	20	0
L. Wilson	4	54	13.5	22	0
T. Lockett	3	75	25.0	33†	1
F. Jackson	2	23	11.5	13	0
M. Lynch	2	15	7.5	11	0
K. Smith	1	7	7.0	7	0
C. Michael	0	0	0.0	0	0
<b>Total</b>	<b>31</b>	<b>366</b>	<b>11.8</b>	<b>33†</b>	<b>3</b>

PASS RECEIVING	NO	YDS	AVG	LG	TD
G. Olsen	6	77	12.8	27	1
J. Coatchery	3	22	7.3	10	0
C. Brown	2	22	11.0	17	0
E. Dickson	2	22	11.0	16	0
D. Funchess	1	12	12.0	12	0
J. Stewart	1	5	5.0	5	0
C. Artis-Payne	1	1	1.0	1	0
M. Tolbert	0	0	0.0	0	0
T. Ginn	0	0	0.0	0	0
<b>Total</b>	<b>16</b>	<b>161</b>	<b>10.1</b>	<b>27</b>	<b>1</b>

INTERCEPTIONS	NO	YDS	AVG	LG	TD
<b>Total</b>	<b>0</b>	<b>0</b>	<b>0</b>	<b>0</b>	<b>0</b>

INTERCEPTIONS	NO	YDS	AVG	LG	TD
L. Kuechly	1	14	14.0	14	1
C. Finnegan	1	0	0.0	0	0
<b>Total</b>	<b>2</b>	<b>14</b>	<b>7.0</b>	<b>14</b>	<b>1</b>

PUNTING	NO	YDS	AVG	TB	IN20	LG
J. Ryan	3	109	36.3	0	2	42
<b>Total</b>	<b>3</b>	<b>109</b>	<b>36.3</b>	<b>0</b>	<b>2</b>	<b>42</b>

PUNTING	NO	YDS	AVG	TB	IN20	LG
B. Nortman	5	188	37.6	0	2	46
<b>Total</b>	<b>5</b>	<b>188</b>	<b>37.6</b>	<b>0</b>	<b>2</b>	<b>46</b>

PUNT RETURNS	NO	YDS	AVG	FC	LG	TD
T. Lockett	1	8	8.0	3	8	0
[DOWNED]	1	0	0.0	0	0	0
<b>Total</b>	<b>1</b>	<b>8</b>	<b>8.0</b>	<b>3</b>	<b>8</b>	<b>0</b>

PUNT RETURNS	NO	YDS	AVG	FC	LG	TD
T. Ginn	1	0	0.0	1	0	0
[OUT OF BOUNDS]	1	0	0.0	0	0	0
<b>Total</b>	<b>1</b>	<b>0</b>	<b>0.0</b>	<b>1</b>	<b>0</b>	<b>0</b>

KICKOFF RETURNS	NO	YDS	AVG	FC	LG	TD
T. Lockett	3	92	30.7	0	50	0
[TOUCHBACK]	3	0	0.0	0	0	0
<b>Total</b>	<b>3</b>	<b>92</b>	<b>30.7</b>	<b>0</b>	<b>50</b>	<b>0</b>

KICKOFF RETURNS	NO	YDS	AVG	FC	LG	TD
J. Webb	4	59	14.8	0	25	0
<b>Total</b>	<b>4</b>	<b>59</b>	<b>14.8</b>	<b>0</b>	<b>25</b>	<b>0</b>

FUMBLES	Fum	Own Rec.	Yds	TD	FF	Opp. Rec.	Yds	TD	Out Bnds
M. Bennett	0	0	0	0	1	0	0	0	0
<b>Total</b>	<b>0</b>	<b>0</b>	<b>0</b>	<b>0</b>	<b>1</b>	<b>0</b>	<b>0</b>	<b>0</b>	<b>0</b>

FUMBLES	Fum	Own Rec.	Yds	TD	FF	Opp. Rec.	Yds	TD	Out Bnds
T. Ginn	1	1	0	0	0	0	0	0	0
C. Artis-Payne	1	0	0	0	0	0	0	0	0
M. Tolbert	0	1	2	0	0	0	0	0	0
<b>Total</b>	<b>2</b>	<b>2</b>	<b>2</b>	<b>0</b>	<b>0</b>	<b>0</b>	<b>0</b>	<b>0</b>	<b>0</b>

	VISITOR SEAHAWKS	HOME PANTHERS
<b>TOTAL FIRST DOWNS</b>	23	19
--By Rushing	5	7
--By Passing	18	12
--By Penalty	0	0
<b>THIRD DOWN EFFICIENCY</b>	5-11-45%	8-15-53%
<b>FOURTH DOWN EFFICIENCY</b>	1-2-50%	0-0-0%
<b>TOTAL NET YARDS</b>	403	295
--Total Offensive Plays (inc. times thrown passing)	65	64
--Average gain per offensive play	6.2	4.6
<b>NET YARDS RUSHING</b>	78	144
--Total Rushing Plays	12	41
--Average gain per rushing play	6.5	3.5
--Tackles for a loss-number and yards	1-3	4-12
<b>NET YARDS PASSING</b>	325	151
--Times thrown - yards lost attempting to pass	5-41	1-10
--Gross yards passing	366	161
<b>PASS ATTEMPTS-COMPLETIONS-HAD INTERCEPTED</b>	48-31-2	22-16-0
--Avg gain per pass play (inc. # thrown passing)	6.1	6.6
<b>KICKOFFS Number-In End Zone-Touchbacks</b>	5-1-0	6-5-3
<b>PUNTS Number and Average</b>	3-36.3	5-37.6
--Had Blocked	0	0
--Net Punting Average	36.3	36.0
<b>FGs - PATs Had Blocked</b>	0-0	0-0

	VISITOR SEAHAWKS	HOME PANTHERS
<b>TOTAL RETURN YARDAGE (Not Including Kickoffs)</b>	8	14
--No. and Yards Punt Returns	1-8	1-0
--No. and Yards Kickoff Returns	3-92	4-59
--No. and Yards Interception Returns	0-0	2-14
<b>PENALTIES Number and Yards</b>	3-20	3-25
<b>FUMBLES Number and Lost</b>	0-0	2-0
<b>TOUCHDOWNS</b>	3	4
--Rushing	0	2
--Passing	3	1
--Interceptions	0	1
<b>EXTRA POINTS Made-Attempts</b>	3-3	4-4
--Kicking Made-Attempts	3-3	4-4
<b>FIELD GOALS Made-Attempts</b>	1-2	1-1
<b>RED ZONE EFFICIENCY</b>	2-4-50%	3-3-100%
<b>GOAL TO GO EFFICIENCY</b>	1-1-100%	2-2-100%
<b>SAFETIES</b>	0	0
<b>FINAL SCORE</b>	24	31
<b>TIME OF POSSESSION</b>	24:22	35:38

## DEFENSIVE STATISTICS (based on coaches' film review)

Player	TT	S	A	S-yds	I-yds	PD	FF	FR
L. Kuechly	10	4	6	0-0	1-14	1	0	0
K. Coleman	9	9	0	0-0	0-0	0	0	0
R. McClain	8	8	0	0-0	0-0	0	0	0
T. Davis	5	4	1	0-0	0-0	1	0	0
C. Finnegan	5	3	2	0-0	1-0	1	0	0
R. Harper	5	5	0	0-0	0-0	0	0	0
J. Norman	5	5	0	1-14	0-0	0	0	0
C. Johnson	3	3	0	1-0	0-0	0	0	0

Player	TT	S	A	S-yds	I-yds	PD	FF	FR
K. Short	3	2	1	1-10	0-0	1	0	0
T. Boston	1	1	0	1-8	0-0	0	0	0
D. Edwards	1	1	0	1-9	0-0	0	0	0
S. Lotulelei	1	1	0	0-0	0-0	0	0	0
S. Thompson	1	0	1	0-0	0-0	0	0	0
<b>Total</b>	<b>57</b>	<b>46</b>	<b>11</b>	<b>5-41</b>	<b>2-14</b>	<b>4</b>	<b>0</b>	<b>0</b>

# POSTSEASON HISTORY

## NFC CHAMPIONSHIP

### CAROLINA 49 – ARIZONA 15

January 24, 2016

Bank of America Stadium • Charlotte, NC

WEATHER: Clear, 39°, Wind SW 4 MPH - ATTENDANCE: 74,294 - TIME: 6:42 PM EST

Carolina won the NFC Championship and advanced to the second Super Bowl in franchise history with a 49-15 victory over Arizona at Bank of America Stadium. The win was the Panthers 13th consecutive at home, including the playoffs. Quarterback Cam Newton threw for two touchdowns and ran for two more to become just the fourth quarterback in NFL history to produce multiple rushing and passing touchdowns in the same postseason game. Defensively, linebacker Luke Kuechly and safeties Kurt Coleman and Tre Boston came up with two takeaways apiece. The Panthers dominated the early portions of the game to take a 24-7 lead into halftime. Following halftime, Carolina took the opening kickoff of the second half and kept the ball more than seven minutes before kicking a field goal. Following a three-and-out forced by the defense, Carolina then marched 79 yards, jumpstarted by a 39-yard reception by Ted Ginn, Jr. and finished off by Newton runs of 11 and then 12 for the touchdown for a 34-7 lead. Carolina's first three drives of the game resulted in scores. Kicker Graham Gano got it going with a 45-yard field goal, then Ginn found the end zone. After Ginn set the table with a 32-yard punt return, he scored on a reverse from the 22-yard line, when Newton faked a handoff, faked a run and pitched it back to Ginn, who eventually weaved his way all the way back

across the field for the touchdown. On Carolina's next possession, Brown got past safety Rashad Johnson and sped to an 86-yard score, the longest play in Panthers postseason history. Down 17-0, Arizona did threaten to get back into it midway through the second quarter, when the Cardinals led a 79-yard touchdown drive, capped by David Johnson's 1-yard touchdown run with 5:44 left in the half. The Arizona defense followed with a three-and-out, and the Cardinals appeared set to get good field position off a short Brad Nortman punt, but Patrick Peterson muffed it. Cornerback Teddy Williams recovered it at the Arizona 46, and five plays later Newton scored with a 1-yard run for a 24-7 lead just after the two-minute warning. A Peterson interception and a 27-yard return to the Carolina 22 negated a scoring chance created by a Charles Johnson strip-sack and Boston fumble recovery, but then Coleman made a leaping interception of Palmer on the next snap in the end zone. Coleman added a second interception midway through the fourth quarter, and Newton directed an 86-yard drive capped by a 5-yard touchdown pass to rookie Devin Funchess for a 42-15 lead. On Arizona's next offensive snap, Kuechly intercepted Palmer and returned it 22 yards for a touchdown that capped the scoring. Boston then added an interception – Palmer's fourth and final to go with two lost fumbles.

### OFFICIALS

Referee — Bill Vinovich (52) Umpire — Dan Ferrell (64) Head Linesman — Kent Payne (79) Line Judge — Byron Boston (18)  
Field Judge — Steve Zimmer (33) Side Judge — Joe Larrew (73) Back Judge — Terrence Miles (111) Replay — Larry Nemmers

### STARTING LINEUPS

#### Arizona Cardinals

Offense			Defense		
WR	11	L.Fitzgerald	DT	93	C.Campbell
LT	68	J.Veldheer	NT	97	J.Mauro
LG	76	M.Lupati	DT	92	F.Rucker
C	63	L.Sendllein	SAM	44	M.Golden
RG	62	T.Larsen	LB	20	D.Bucannon
RT	70	B.Massie	ILB	51	K.Minter
WR	12	Jo.Brown	CB	28	J.Bethel
WR	15	M.Floyd	LCB	21	P.Peterson
QB	3	C.Palmer	RCB	25	J.Powens
RB	31	D.Johnson	SS	26	R.Johnson
WR	13	Ja.Brown	FS	22	T.Jefferson

#### Carolina Panthers

Offense			Defense		
WR	17	D.Funchess	LDE	95	C.Johnson
LT	73	M.Oher	LDT	98	S.Lotulelei
LG	68	A.Norwell	RDT	99	K.Short
C	67	R.Kalil	RDE	94	K.Ealy
RG	70	T.Turner	SLB	54	S.Thompson
RT	74	M.Remmers	MLB	59	L.Kuechly
TE	88	G.Olsen	WLB	58	T.Davis
WR	10	C.Brown	LCB	27	R.McClain
QB	1	C.Newton	RCB	24	J.Norman
WR	82	J.Cotchery	SS	41	R.Harper
RB	28	J.Stewart	FS	20	K.Coleman

**CAROLINA SUBSTITUTIONS:** QB 3 D.Anderson, P 8 B.Nortman, K 9 G.Gano, QB 14 J.Webb, WR 19 T.Ginn, CB 21 T.Williams, CB 26 C.Finnegan, S 33 T.Boston, FB 35 M.Tolbert, S 42 C.Jones, RB 43 F.Whittaker, LS 44 J.Jansen, LB 53 B.Jacobs, LB 55 D.Mayo, LB 56 A.Klein, T 60 Da.Williams, G 61 F.Velasco, G 79 C.Scott, TE 80 S.Simonson, TE 84 E.Dickson, DE 91 R.Delaire, DT 92 D.Edwards, DT 93 K.Love, DE 97 M.Addison **INACTIVE:** WR 11 B.Bersin, DB 22 L.Young, S 29 D.Marlowe, RB 32 B.Wegher, RB 34 C.Artis-Payne, DE 69 J.Allen, WR 81 K.Norwood

VISITOR	Arizona Cardinals	1	2	3	4	OT	TOTAL	FIELD GOALS (made( ) & missed)
HOME	Carolina Panthers	0	7	0	8	-	15	G. Gano (45/21)
		17	7	10	15	-	49	

Team	Qtr	Clock Time	PLAY DESCRIPTION (Extra Point) (Drive Info)	SCORE	
				Visitor	Home
PANTHERS	1	9:30	G.GANO 45 YD. FIELD GOAL (8-39, 3:56)	0	3
PANTHERS	1	4:31	T.GINN 22 YD. RUN (G.GANO KICK) (5-49, 3:16)	0	10
PANTHERS	1	0:49	C.BROWN 86 YD. PASS FROM C.NEWTON (G.GANO KICK) (3-88, 0:59)	0	17
CARDINALS	2	5:44	D.JOHNSON 1 YD. RUN (C.CATANZARO KICK) (10-79, 6:03)	7	17
PANTHERS	2	1:56	C.NEWTON 1 YD. RUN (G.GANO KICK) (5-46, 2:49)	7	24
PANTHERS	3	7:50	G.GANO 21 YD. FIELD GOAL (11-80, 7:10)	7	27
PANTHERS	3	2:08	C.NEWTON 12 YD. RUN (G.GANO KICK) (8-79, 4:11)	7	34
CARDINALS	4	14:16	D.FELLS 21 YD. PASS FROM C.PALMER (J.NELSON RUN) (10-80, 2:52)	15	34
PANTHERS	4	5:26	D.FUNCHESS 5 YD. PASS FROM C.NEWTON (C.NEWTON-M.TOLBERT PASS) (9-84, 6:12)	15	42
PANTHERS	4	5:11	L.KUECHLY 22 YD. INTERCEPTION RETURN (G.GANO KICK)	15	49

# POSTSEASON HISTORY

## Arizona Cardinals

## Carolina Panthers

RUSHING	ATT	YDS	AVG	LG	TD	RUSHING	ATT	YDS	AVG	LG	TD								
D. Johnson	15	60	4.0	23	1	J. Stewart	19	83	4.4	23	0								
A. Ellington	1	0	0.0	0	0	C. Newton	10	47	4.7	14	2								
<b>Total</b>	<b>16</b>	<b>60</b>	<b>3.8</b>	<b>23</b>	<b>1</b>	T. Ginn	1	22	22.0	22t	1								
						M. Tolbert	3	4	1.3	3	0								
<b>PASSING</b>	<b>ATT</b>	<b>CMP</b>	<b>YDS</b>	<b>SK/YD</b>	<b>TD</b>	<b>LG</b>	<b>IN</b>	<b>Rtg.</b>	<b>PASSING</b>	<b>ATT</b>	<b>CMP</b>	<b>YDS</b>	<b>SK/YD</b>	<b>TD</b>	<b>LG</b>	<b>IN</b>	<b>Rtg.</b>		
C. Palmer	40	23	235	3/8	1	21t	4	43.2	C. Newton	28	19	335	1/11	2	86t	1	117.4		
L. Fitzgerald	1	0	0	0/0	0	0	0	39.6											
<b>Total</b>	<b>41</b>	<b>23</b>	<b>235</b>	<b>3/8</b>	<b>1</b>	<b>21t</b>	<b>4</b>	<b>41.3</b>	<b>Total</b>	<b>28</b>	<b>19</b>	<b>335</b>	<b>1/11</b>	<b>2</b>	<b>86t</b>	<b>1</b>	<b>117.4</b>		
<b>PASS RECEIVING</b>	<b>NO</b>	<b>YDS</b>	<b>AVG</b>	<b>LG</b>	<b>TD</b>	<b>PASS RECEIVING</b>	<b>NO</b>	<b>YDS</b>	<b>AVG</b>	<b>LG</b>	<b>TD</b>								
D. Johnson	9	68	7.6	16	0	G. Olsen	6	113	18.8	54	0								
L. Fitzgerald	4	30	7.5	13	0	C. Brown	4	113	28.3	86t	1								
M. Floyd	3	37	12.3	15	0	T. Ginn	2	52	26.0	39	0								
D. Fells	2	36	18.0	21t	1	D. Funchess	2	21	10.5	16	1								
J. Nelson	2	25	12.5	15	0	J. Catchery	2	17	8.5	12	0								
Jo. Brown	2	23	11.5	12	0	J. Stewart	2	5	2.5	3	0								
Ja. Brown	1	16	16.0	16	0	M. Tolbert	1	14	14.0	14	0								
A. Ellington	0	0	0.0	0	0	E. Dickson	0	0	0.0	0	0								
<b>Total</b>	<b>23</b>	<b>235</b>	<b>10.2</b>	<b>21t</b>	<b>1</b>	F. Whitaker	0	0	0.0	0	0								
						<b>Total</b>	<b>19</b>	<b>335</b>	<b>17.6</b>	<b>86t</b>	<b>2</b>								
<b>INTERCEPTIONS</b>	<b>NO</b>	<b>YDS</b>	<b>AVG</b>	<b>LG</b>	<b>TD</b>	<b>INTERCEPTIONS</b>	<b>NO</b>	<b>YDS</b>	<b>AVG</b>	<b>LG</b>	<b>TD</b>								
P. Peterson	1	72	72.0	72	0	K. Coleman	2	0	0.0	0	0								
<b>Total</b>	<b>1</b>	<b>72</b>	<b>72.0</b>	<b>72</b>	<b>0</b>	L. Kuechly	1	22	22.0	22t	1								
						T. Boston	1	5	5.0	5	0								
						<b>Total</b>	<b>4</b>	<b>27</b>	<b>6.8</b>	<b>22t</b>	<b>1</b>								
<b>PUNTING</b>	<b>NO</b>	<b>YDS</b>	<b>AVG</b>	<b>TB</b>	<b>IN20</b>	<b>LG</b>	<b>PUNTING</b>	<b>NO</b>	<b>YDS</b>	<b>AVG</b>	<b>TB</b>	<b>IN20</b>	<b>LG</b>						
D. Butler	4	195	48.8	0	1	52	B. Nortman	3	119	39.7	0	0	44						
<b>Total</b>	<b>4</b>	<b>195</b>	<b>48.8</b>	<b>0</b>	<b>1</b>	<b>52</b>	<b>Total</b>	<b>3</b>	<b>119</b>	<b>39.7</b>	<b>0</b>	<b>0</b>	<b>44</b>						
<b>PUNT RETURNS</b>	<b>NO</b>	<b>YDS</b>	<b>AVG</b>	<b>FC</b>	<b>LG</b>	<b>TD</b>	<b>PUNT RETURNS</b>	<b>NO</b>	<b>YDS</b>	<b>AVG</b>	<b>FC</b>	<b>LG</b>	<b>TD</b>						
P. Peterson	2	2	1.0	1	2	0	T. Ginn	2	38	19.0	2	32	0						
<b>Total</b>	<b>2</b>	<b>2</b>	<b>1.0</b>	<b>1</b>	<b>2</b>	<b>0</b>	<b>Total</b>	<b>2</b>	<b>38</b>	<b>19.0</b>	<b>2</b>	<b>32</b>	<b>0</b>						
<b>KICKOFF RETURNS</b>	<b>NO</b>	<b>YDS</b>	<b>AVG</b>	<b>FC</b>	<b>LG</b>	<b>TD</b>	<b>KICKOFF RETURNS</b>	<b>NO</b>	<b>YDS</b>	<b>AVG</b>	<b>FC</b>	<b>LG</b>	<b>TD</b>						
J. Nelson	2	45	22.5	0	26	0	F. Whitaker	1	19	19.0	0	19	0						
(TOUCHBACK)	7	0	0.0	0	0	0	(TOUCHBACK)	2	0	0.0	0	0	0						
<b>Total</b>	<b>2</b>	<b>45</b>	<b>22.5</b>	<b>0</b>	<b>26</b>	<b>0</b>	<b>Total</b>	<b>1</b>	<b>19</b>	<b>19.0</b>	<b>0</b>	<b>19</b>	<b>0</b>						
<b>FUMBLES</b>	<b>Fum</b>	<b>Own Rec.</b>	<b>Yds</b>	<b>TD</b>	<b>FF</b>	<b>Rec.</b>	<b>Yds</b>	<b>TD</b>	<b>Out Bnds</b>	<b>FUMBLES</b>	<b>Fum</b>	<b>Own Rec.</b>	<b>Yds</b>	<b>TD</b>	<b>FF</b>	<b>Rec.</b>	<b>Yds</b>	<b>TD</b>	<b>Out Bnds</b>
C. Palmer	2	0	0	0	0	0	0	0	0	C. Johnson	0	0	0	0	1	0	0	0	0
P. Peterson	1	0	0	0	0	0	0	0	0	K. Short	0	0	0	1	0	0	0	0	0
<b>Total</b>	<b>3</b>	<b>0</b>	<b>0</b>	<b>0</b>	<b>0</b>	<b>0</b>	<b>0</b>	<b>0</b>	<b>0</b>	T. Boston	0	0	0	0	1	0	0	0	0
										L. Kuechly	0	0	0	0	1	0	0	0	0
										T. Williams	0	0	0	0	1	0	0	0	0
										<b>Total</b>	<b>0</b>	<b>0</b>	<b>0</b>	<b>2</b>	<b>3</b>	<b>0</b>	<b>0</b>	<b>0</b>	<b>0</b>

## FINAL TEAM STATISTICS

	VISITOR	HOME	VISITOR	HOME
	CARDINALS	PANTHERS	CARDINALS	PANTHERS
<b>TOTAL FIRST DOWNS</b>	21	21	0-0	0-0
--By Rushing	5	8	74	65
--By Passing	14	11	2-2	2-38
--By Penalty	2	2	2-45	1-19
<b>THIRD DOWN EFFICIENCY</b>	3-10-30%	8-14-57%	1-72	4-27
<b>FOURTH DOWN EFFICIENCY</b>	2-2-100%	0-1-0%	8-51	5-45
<b>TOTAL NET YARDS</b>	287	476	3-3	0-0
--Total Offensive Plays (inc. times thrown passing)	60	66	2	6
--Average gain per offensive play	4.8	7.2	1	3
<b>NET YARDS RUSHING</b>	60	152	0	1
--Total Rushing Plays	16	37	0	2
--Average gain per rushing play	3.8	4.1	0	1
--Tackles for a loss-number and yards	2-8	6-7	2-2	6-6
<b>NET YARDS PASSING</b>	227	324	1-1	5-5
--Times thrown - yards lost attempting to pass	3-8	1-11	0-0	1-1
--Gross yards passing	235	335	1-0	0-0
<b>PASS ATTEMPTS-COMPLETIONS-HAD INTERCEPTED</b>	41-23-4	28-19-1	1-1-100%	3-4-75%
--Avg gain per pass play (inc. # thrown passing)	5.2	11.2	1-1-100%	2-3-67%
<b>KICKOFFS Number-In End Zone-Touchbacks</b>	3-3-2	9-8-7	0	0
<b>PUNTS Number and Average</b>	4-48.8	3-39.7	15	49
--Had Blocked	0	0	23:21	36:39
--Net Punting Average	39.3	39.0		

## DEFENSIVE STATISTICS (based on coaches' film review)

Player	TT	S	A	S-yds	I-yds	PD	FF	FR	Player	TT	S	A	S-yds	I-yds	PD	FF	FR
T. Davis	8	7	1	0-0	0-0	0	0	0	K. Short	2	2	0	1-1	0-0	0	1	0
L. Kuechly	7	5	2	0-0	1-22	0	0	1	T. Boston	1	1	0	0-0	1-5	0	0	1
K. Coleman	5	4	1	0-0	2-0	0	0	0	R. Deaire	1	0	1	0-0	0-0	0	0	0
R. McClain	5	4	1	0-0	0-0	2	0	0	D. Edwards	1	1	0	0-0	0-0	0	0	0
K. Ealy	4	2	2	0-0	0-0	0	0	0	C. Johnson	1	1	0	1-0	0-0	0	1	0
M. Addison	3	2	1	0-0	0-0	0	0	0	S. Lotulelei	1	1	0	0-0	0-0	0	0	0
C. Firmegan	3	2	1	0-0	0-0	0	0	0	K. Love	1	1	0	1-7	0-0	0	0	0
R. Harper	3	2	1	0-0	0-0	0	0	0	<b>Total</b>	<b>55</b>	<b>41</b>	<b>14</b>	<b>3-8</b>	<b>4-27</b>	<b>4</b>	<b>2</b>	<b>2</b>
A. Klein	3	1	2	0-0	0-0	0	0	0									
J. Norman	3	2	1	0-0	0-0	0	0	0									
S. Thompson	3	3	0	0-0	0-0	0	0	0									

# POSTSEASON HISTORY

## SUPER BOWL 50

### DENVER 24 – CAROLINA 10

February 7, 2016

Levi's Stadium • Santa Clara, CA

**WEATHER:** Sunny, 76°, Wind NW 16 MPH - **ATTENDANCE:** 71,088 - **TIME:** 3:39 PM PST

A disruptive Denver defense held Carolina to 10 points as the Broncos earned a 24-10 victory over the Panthers in Super Bowl 50 in Santa Clara, Calif. Carolina, despite uncharacteristic turnovers and penalties, had the ball twice trailing 16-10 in the fourth quarter. The first time, the Panthers went three-and-out. The second time, on third-and-9, quarterback Cam Newton was strip-sacked for the second time in the game by Super Bowl MVP Von Miller. Safety T.J. Ward recovered the ball at the Carolina 4-yard line, leading to a game-sealing 2-yard touchdown run by running back C.J. Anderson. Carolina produced 315 total yards compared to Denver's 194. The Panthers had 21 first downs compared to Denver's 11. But those stats were irrelevant in determining the outcome. Not only did the Broncos defense produce four takeaways and seven sacks, they scored one of the game's three touchdowns. After Denver opened the scoring with a 34-yard field goal, Miller strip-sacked Newton, and defensive end Malik Jackson made the recovery in the end zone. Thanks to that defensive touchdown, the Broncos never trailed. Running back Jonathan Stewart capped a 73-yard drive with a 1-yard touchdown run in the second quarter, cutting the deficit to 10-7. The game took a strange turn late in the first half. The Panthers' punt coverage team mistakenly thought Denver returner Jordan Norwood was calling for a fair catch, and that hesitation allowed him to escape down the sideline for a 61-yard return. Defensive end Mario

Addison made the touchdown-saving tackle at the Carolina 14-yard line. The Broncos were forced to settle for a 33-yard field, extending their lead to 13-7. Carolina looked primed to answer as fullback Mike Tolbert lowered his shoulder at the Denver 40-yard line, but he fumbled the ball away after colliding with safety Darian Stewart. Three plays later, defensive end Kony Ealy dropped into coverage and used one hand to pick off quarterback Peyton Manning's pass for wide receiver Emmanuel Sanders. Ealy became the first player in Super Bowl history to record multiple sacks and an interception. After the teams exchanged three-and-outs, the Panthers had a chance to cut into the deficit, taking over at their own 19-yard line with 1:55 remaining in the half. The Panthers advanced past midfield, but linebacker DeMarcus Ware sacked Newton to run out the clock. The Panthers took the ball into Denver territory with the opening possession of the second half, but no points came of it after Graham Gano's 44-yard kick clanked off the right upright. The Broncos then extended their lead to 16-7 with a 30-yard field goal with 8:18 remaining in the third quarter. Again, Carolina looked ready to answer, but again the Panthers were turned away. Newton's pass over the middle into the red zone for wide receiver Ted Ginn, Jr. went off his hands and was picked off by Ward, who fumbled, but linebacker Danny Trevathan made the recovery for Denver at its own 7-yard line.

## OFFICIALS

Referee — Clete Blakeman (34) Umpire — Jeff Rice (44) Head Linesman — Wayne Mackie (106) Line Judge — Rusty Baynes (59)  
Field Judge — Boris Cheek (41) Side Judge — Scott Edwards (3) Back Judge — Keith Ferguson (61) Replay — Charles Stewart

## STARTING LINEUPS

### Carolina Panthers

Offense		Defense	
OL 60	Da.Williams	LDE 95	C.Johnson
LT 73	M.Oher	LDT 98	S.Lotulelei
LG 68	A.Norwell	RDT 99	K.Short
C 67	R.Kalil	RDE 69	J.Allen
RG 70	T.Turner	SLB 54	S.Thompson
RT 74	M.Remmers	MLB 59	L.Kuechly
TE 88	G.Olsen	WLB 58	T.Davis
WR 17	D.Funchess	LCB 27	R.McClain
QB 1	C.Newton	RCB 24	J.Norman
TE 84	E.Dickson	SS 41	R.Harper
RB 28	J.Stewart	FS 20	K.Coleman

### Denver Broncos

Offense		Defense	
WR 88	D.Thomas	DE 95	D.Wolfe
LT 68	R.Harris	NT 92	S.Williams
LG 69	E.Mathis	DE 97	M.Jackson
C 61	M.Paradis	SLB 58	V.Miller
RG 65	L.Vasquez	WLB 94	D.Ware
RT 79	M.Schofield	ILB 54	B.Marshall
TE 81	O.Daniels	ILB 59	D.Trevathan
WR 10	E.Sanders	LCB 21	A.Talib
RB 22	C.Anderson	RCB 25	C.Harris
QB 18	P.Manning	SS 43	T.Ward
TE 80	V.Davis	FS 26	D.Stewart

**CAROLINA SUBSTITUTIONS:** P 8 B.Nortman, K 9 G.Gano, WR 10 C.Brown, QB 14 J.Webb, WR 19 T.Ginn, CB 21 T.Williams, CB 26 C.Finnegan, S 33 T.Boston, FB 35 M.Tolbert, S 42 C.Jones, RB 43 F.Whittaker, LS 44 J.Jansen, LB 53 B.Jacobs, LB 55 D.Mayo, LB 56 A.Klein, G 61 F.Velasco, G 79 C.Scott, TE 80 S.Simonsen, WR 82 J.Cotchery, DT 92 D.Edwards, DT 93 K.Love, DE 94 K.Ealy, DE 97 M.Addison **DID NOT PLAY:** QB 3 D.Anderson **INACTIVE:** WR 11 B.Bersin, DB 22 L.Young, S 29 D.Marlowe, RB 32 B.Wegher, RB 34 C.Artis-Payne, WR 81 K.Norwood, DE 91 R.Delaire

		1	2	3	4	OT	TOTAL	FIELD GOALS (made( ) & missed)	
<b>VISITOR</b>	Carolina Panthers	0	7	0	3	-	10	G. Gano 4/4RU (39)	
<b>HOME</b>	Denver Broncos	10	3	3	8	-	24	B. McManus (34)(33)(30)	

Team	Qtr	Clock Time	PLAY DESCRIPTION (Extra Point) (Drive Info)	SCORE	
				Visitor	Home
BRONCOS	1	10:43	B.MCMANUS 34 YD. FIELD GOAL (10-64, 4:17)	0	3
BRONCOS	1	6:27	M.JACKSON FUMBLE RECOVERY IN END ZONE (B.MCMANUS KICK)	0	10
PANTHERS	2	11:25	J.STEWART 1 YD. RUN (G. GANO KICK) (9-73, 4:50)	7	10
BRONCOS	2	6:58	B.MCMANUS 33 YD. FIELD GOAL (4-1, 2:13)	7	13
BRONCOS	3	8:18	B.MCMANUS 30 YD. FIELD GOAL (7-54, 2:30)	7	16
PANTHERS	4	10:21	G.GANO 39 YD. FIELD GOAL (6-29, 2:56)	10	16
BRONCOS	4	3:08	C.ANDERSON 2 YD. RUN (P.MANNING-B.FOWLER PASS) (3-4, 0:56)	10	24



# POSTSEASON HISTORY

## Carolina Panthers

## Denver Broncos

RUSHING	ATT	YDS	AVG	LG	TD	RUSHING	ATT	YDS	AVG	LG	TD
C. Newton	6	45	7.5	14	0	C. Anderson	23	90	3.9	34	1
J. Stewart	12	29	2.4	12	1	R. Hillman	5	0	0.0	3	0
F. Whittaker	4	26	6.5	15	0						
M. Tolbert	5	18	3.6	11	0						
<b>Total</b>	<b>27</b>	<b>118</b>	<b>4.4</b>	<b>15</b>	<b>1</b>	<b>Total</b>	<b>28</b>	<b>90</b>	<b>3.2</b>	<b>34</b>	<b>1</b>

PASSING	ATT	CMP	YDS	SK/YD	TD	LG	IN	Rtg.	PASSING	ATT	CMP	YDS	SK/YD	TD	LG	IN	Rtg.
C. Newton	41	18	265	6/64	0	45	1	55.4	P. Manning	23	13	141	5/37	0	25	1	56.6
T. Ginn	0	0	0	1/4	0	0	0	0.0									
<b>Total</b>	<b>41</b>	<b>18</b>	<b>265</b>	<b>7/68</b>	<b>0</b>	<b>45</b>	<b>1</b>	<b>55.4</b>	<b>Total</b>	<b>23</b>	<b>13</b>	<b>141</b>	<b>5/37</b>	<b>0</b>	<b>25</b>	<b>1</b>	<b>56.6</b>

PASS RECEIVING	NO	YDS	AVG	LG	TD	PASS RECEIVING	NO	YDS	AVG	LG	TD
C. Brown	4	80	20.0	42	0	E. Sanders	6	83	13.8	25	0
T. Ginn	4	74	18.5	45	0	C. Anderson	4	10	2.5	7	0
G. Olsen	4	41	10.3	19	0	A. Caldwell	1	22	22.0	22	0
D. Funchess	2	40	20.0	24	0	O. Daniels	1	18	18.0	18	0
J. Cotchery	2	17	8.5	11	0	D. Thomas	1	8	8.0	8	0
F. Whittaker	1	14	14.0	8	0	R. Hillman	0	0	0.0	0	0
J. Stewart	1	-1	-1.0	-1	0	J. Norwood	0	0	0.0	0	0
M. Tolbert	0	0	0.0	0	0						
<b>Total</b>	<b>18</b>	<b>265</b>	<b>14.7</b>	<b>45</b>	<b>0</b>	<b>Total</b>	<b>13</b>	<b>141</b>	<b>10.8</b>	<b>25</b>	<b>0</b>

INTERCEPTIONS	NO	YDS	AVG	LG	TD	INTERCEPTIONS	NO	YDS	AVG	LG	TD
K. Ealy	1	19	19.0	19	0	T. Ward	1	-3	-3.0	-3	0
<b>Total</b>	<b>1</b>	<b>19</b>	<b>19.0</b>	<b>19</b>	<b>0</b>	<b>Total</b>	<b>1</b>	<b>-3</b>	<b>-3.0</b>	<b>-3</b>	<b>0</b>

PUNTING	NO	YDS	AVG	TB	IN20	LG	PUNTING	NO	YDS	AVG	TB	IN20	LG
B. Nortman	7	315	45.0	1	1	61	B. Colquitt	8	367	45.9	0	2	54
<b>Total</b>	<b>7</b>	<b>315</b>	<b>45.0</b>	<b>1</b>	<b>1</b>	<b>61</b>	<b>Total</b>	<b>8</b>	<b>367</b>	<b>45.9</b>	<b>0</b>	<b>2</b>	<b>54</b>

PUNT RETURNS	NO	YDS	AVG	FC	LG	TD	PUNT RETURNS	NO	YDS	AVG	FC	LG	TD
T. Ginn	3	2	0.7	2	3	0	J. Norwood	1	61	61.0	3	61	0
(OUT OF BOUNDS)	3	0	0.0	0	0	0	E. Sanders	0	0	0.0	1	0	0
							(DOWNED)	1	0	0.0	0	0	0
							(TOUCHBACK)	1	0	0.0	0	0	0
<b>Total</b>	<b>3</b>	<b>2</b>	<b>0.7</b>	<b>2</b>	<b>3</b>	<b>0</b>	<b>Total</b>	<b>1</b>	<b>61</b>	<b>61.0</b>	<b>4</b>	<b>61</b>	<b>0</b>

KICKOFF RETURNS	NO	YDS	AVG	FC	LG	TD	KICKOFF RETURNS	NO	YDS	AVG	FC	LG	TD
J. Webb	1	24	24.0	0	24	0	A. Caldwell	2	42	21.0	0	24	0
F. Whittaker	1	18	18.0	0	18	0	(TOUCHBACK)	1	0	0.0	0	0	
(TOUCHBACK)	4	0	0.0	0	0	0							
<b>Total</b>	<b>2</b>	<b>42</b>	<b>21.0</b>	<b>0</b>	<b>24</b>	<b>0</b>	<b>Total</b>	<b>2</b>	<b>42</b>	<b>21.0</b>	<b>0</b>	<b>24</b>	<b>0</b>

FUMBLES	Fum	Own Rec.	Yds	TD	FF	Opp. Rec.	Yds	TD	Out Bnds	FUMBLES	Fum	Own Rec.	Yds	TD	FF	Opp. Rec.	Yds	TD	Out Bnds
M. Tolbert	2	1	0	0	1	0	0	0	0	P. Manning	2	1	0	0	0	0	0	0	0
C. Newton	2	0	0	0	0	0	0	0	0	T. Ward	1	0	0	0	0	1	5	0	0
K. Ealy	0	0	0	0	1	1	0	0	0	D. Trevaathan	0	1	0	0	0	1	0	0	0
C. Johnson	0	0	0	0	1	0	0	0	0	V. Miller	0	0	0	0	2	0	0	0	0
										S. Ray	0	0	0	0	1	0	0	0	0
										D. Stewart	0	0	0	0	1	0	0	0	0
										M. Jackson	0	0	0	0	1	0	1	0	0
<b>Total</b>	<b>4</b>	<b>1</b>	<b>0</b>	<b>0</b>	<b>3</b>	<b>1</b>	<b>0</b>	<b>0</b>	<b>0</b>	<b>Total</b>	<b>3</b>	<b>2</b>	<b>0</b>	<b>0</b>	<b>4</b>	<b>3</b>	<b>5</b>	<b>1</b>	<b>0</b>

	VISITOR PANTHERS	HOME BRONCOS		VISITOR PANTHERS	HOME BRONCOS	
TOTAL FIRST DOWNS		21	11	TOTAL RETURN YARDAGE (Not Including Kickoffs)	21	58
--By Rushing		8	4	--No. and Yards Punt Returns	3-2	1-61
--By Passing		10	5	--No. and Yards Kickoff Returns	2-42	2-42
--By Penalty		3	2	--No. and Yards Interception Returns	1-19	1-3
THIRD DOWN EFFICIENCY		3-15-20%	1-14-7%	PENALTIES Number and Yards	12-102	6-51
FOURTH DOWN EFFICIENCY		0-0-0%	0-0-0%	FUMBLES Number and Lost	4-3	3-1
TOTAL NET YARDS		315	194	TOUCHDOWNS	1	2
--Total Offensive Plays (inc. times thrown passing)		75	56	--Rushing	1	1
--Average gain per offensive play		4.2	3.5	--Passing	0	0
NET YARDS RUSHING		118	90	--Fumbles	0	1
--Total Rushing Plays		27	28	EXTRA POINTS Made-Attempts	1-1	2-2
--Average gain per rushing play		4.4	3.2	--Kicking Made-Attempts	1-1	1-1
--Tackles for a loss-number and yards		1-1	4-7	--Passing Made-Attempts	0-0	1-1
NET YARDS PASSING		197	104	FIELD GOALS Made-Attempts	1-2	3-3
--Times thrown - yards lost attempting to pass		7-68	5-37	RED ZONE EFFICIENCY	1-2-50%	1-4-25%
--Gross yards passing		265	141	GOAL TO GO EFFICIENCY	1-1-100%	1-1-100%
PASS ATTEMPTS-COMPLETIONS-HAD INTERCEPTED		41-18-1	23-13-1	SAFETIES	0	0
--Avg gain per pass play (inc.# thrown passing)		4.1	3.7	FINAL SCORE	10	24
KICKOFFS Number-In End Zone-Touchbacks		3-2-1	6-5-4	TIME OF POSSESSION	32:47	27:13
PUNTS Number and Average		7-45.0	8-45.9			
--Had Blocked		0	0			
--Net Punting Average		33.4	45.6			
Fgs - PATs Had Blocked		0-0	0-0			

## DEFENSIVE STATISTICS (based on coaches' film review)

Player	TT	S	A	S-yds	I-yds	PD	FF	FR	Player	TT	S	A	S-yds	I-yds	PD	FF	FR
L. Kuechly	10	9	1	1-9	0-0	1	0	0	T. Boston	2	1	1	0-0	0-0	0	0	0
T. Davis	7	6	1	0-0	0-0	0	0	0	R. Harper	2	1	1	0-0	0-0	0	0	0
C. Johnson	7	3	4	1-5	0-0	0	1	0	J. Norman	2	1	1	0-0	0-0	2	0	0
K. Coleman	5	3	2	0-0	0-0	0	0	0	J. Allen	1	1	0	0-0	0-0	0	0	0
S. Lotulelei	5	5	0	0-0	0-0	0	0	0	K. Love	1	1	0	0-0	0-0	0	0	0
S. Thompson	5	5	0	0-0	0-0	0	0	0	K. Short	1	1	0	0-0	0-0	0	0	0
K. Ealy	4	3	1	3-23	1-19	0	1	1	<b>Total</b>	<b>60</b>	<b>46</b>	<b>14</b>	<b>5-37</b>	<b>1-19</b>	<b>5</b>	<b>2</b>	<b>1</b>
C. Finnegan	4	2	2	0-0	0-0	1	0	0									
R. McClain	4	4	0	0-0	0-0	1	0	0									

# POSTSEASON HISTORY

## NFC WILD CARD PLAYOFFS

### NEW ORLEANS 31 – CAROLINA 26

January 7, 2018

Mercedes-Benz Superdome • New Orleans, LA

WEATHER: Indoors - ATTENDANCE: 73,186 - TIME: 3:40 PM CST

Carolina had its chances, but the Panthers couldn't keep up with New Orleans' high-powered passing game and suffered a 31-26 loss to the Saints in the NFC Wild Card round. Even after setting for field goals four times over the first three quarters, the Panthers had the ball just outside the red zone with less than a minute remaining with a chance to pull it out. The Panthers had battled back from a 24-12 deficit in the fourth quarter courtesy of two Cam Newton passing touchdowns - 14 yards to tight end Greg Olsen and 56 yards to running back Christian McCaffrey. Newton's offense set up first-and-10 at New Orleans' 21 with 46 seconds remaining in regulation. After an incomplete pass intended for wide receiver Devin Funchess, the Saints forced Newton into an intentional grounding penalty that cost Carolina 13 yards. Newton's second attempt to Funchess on third-and-23 fell incomplete once more, and on fourth down, he was pressured and ultimately sacked, ending Carolina's season. The Panthers produced 413 total yards, 24 first downs and converted on 47 percent of third downs. Carolina topped the Saints in the majority of statistical categories, but far too often settled for field goals. The Panthers kicked four field goals through the first three quarters while the Saints punched in three touchdowns. Carolina had its opportunities, but far too often didn't make the most of them.

After the Panthers' defense forced two punts from the Saints on their first two possessions, wide receiver Kaelin Clay dropped a touchdown pass that would've gave the Panthers a 7-0 advantage in the first quarter. Kicker Graham Gano missed the subsequent 25-yard field goal attempt wide right, and within one play of getting the ball back, New Orleans took the lead 7-0. Saints quarterback Drew Brees connected with former Panthers receiver Ted Ginn Jr. for an 80-yard touchdown pass and like Ginn, who ran past the Panthers' secondary, New Orleans didn't look back. The Panthers traded field goals for touchdowns with the Saints. While Brees tossed two touchdown passes and fullback Zach Line rushed for another in the first half, Gano booted three field goals - 27, 39 and 58 yards - as Carolina finished 0-for-2 from the red zone in the opening half. The Panthers set a number of franchise playoff records as Newton finished the game with 349 passing yards and two touchdowns with no interceptions for a passer rating of 105.1, setting the record for most passing yards in a Panthers postseason game. Gano's 58-yard field goal before halftime was the longest in franchise history and tied for the longest in NFL postseason history.

#### OFFICIALS

Referee — Tony Corrente (99) Umpire — Bryan Neale (92) Head Linesman — Derick Bowers (74) Line Judge — Tim Podraza (74)  
Field Judge — Steve Zimmer (33) Side Judge — Terry Brown (43) Back Judge — Dino Paganelli (29) Replay — Larry Nemmers

#### STARTING LINEUPS

##### Carolina Panthers

Offense		Defense	
WR 17	D. Funchess	DE 90	J. Peppers
LT 75	M. Kalil	DT 98	S. Lotulelei
LG 68	A. Norwell	DT 99	K.Short
C 67	R.Kalil	DE 97	M. Addison
RG 70	T.Turner	SLB 54	S.Thompson
RT 60	D. Williams	MLB 59	L.Kuechly
TE 88	G.Olsen	WLB 58	T.Davis
TE 84	E. Dickson	LCB 24	J. Bradberry
QB 1	C.Newton	RCB 26	D. Worley
RB 22	C. McCaffrey	SS 29	M. Adams
RB 28	J.Stewart	FS 20	K.Coleman

##### New Orleans Saints

Offense		Defense	
WR 19	T. Ginn	LDE 90	G. Johnson
LT 72	T. Armstead	RDT 98	S. Rankins
LG 75	A. Peat	RDT 95	T. Davison
C 60	M. Unger	RDE 94	C. Jordan
RG 67	L. Warford	WIL 52	C. Robertson
RT 71	R. Ramczyk	MLB 51	M. Te'o
TE 89	J. Hill	SS 25	R. Bush
WR 13	M. Thomas	LCB 20	K. Crawley
QB 9	D. Brees	SS 48	V. Bell
RB 41	A. Kamara	FS 43	M. Williams
WR 16	B. Coleman	RCB 23	M. Lattimore

**CAROLINA SUBSTITUTIONS:** QB 3 D.Anderson, P 5 M.Palardy, K 9 G.Gano, WR 11 B.Bersin, WR 12 K.Clay, WR 14 M.Frazier, WR 19 R.Shepard, CB 23 L.Gunter, S 31 J.Byrd, RB 34 C.Artis-Payne, FB 40 A.Armah, CB 41 C.Munnerlyn, S 42 C.Jones, RB 43 F.Whittaker, LS 44 J.Jansen, LB 53 B.Jacobs, LB 55 D.Mayo, LB 57 A.Gachkar, C 69 T.Larsen, T 72 T.Moton, DE 91 B.Cox, DT 92 V.Butler, DT 93 K.Love, DE 96 W.Horton **DID NOT PLAY:** N/A **INACTIVE:** QB 4 G.Gilbert, CB 27 K.Seymour, T 65 A.Silatolu, G 73 G.Van Roten, T 76 B.Clausell, DE 77 Z.Moore, DE 95 C.Johnson

VISITOR	1	2	3	4	OT	TOTAL	FIELD GOALS (made( ) & missed)
Carolina Panthers	0	9	3	14	-	26	G. Gano 25WR (27) (39) (58) (29)
New Orleans Saints	7	14	3	7	-	31	W. Lutz (57)

Team	Qtr	Clock Time	PLAY DESCRIPTION (Extra Point) (Drive Info)	SCORE	
				Visitor	Home
SAINTS	1	1:46	T.GINN 80 YD. PASS FROM D.BREES (W.LUTZ KICK) (2-80, 0:18)	0	7
PANTHERS	2	14:12	G.GANO 27 YD. FIELD GOAL (6-66, 2:34)	3	7
SAINTS	2	9:04	J.HILL 9 YD. PASS FROM D.BREES (W.LUTZ KICK) (9-75, 5:08)	3	14
PANTHERS	2	2:47	G.GANO 39 YD. FIELD GOAL (12-54, 6:17)	6	14
SAINTS	2	0:43	Z.LINE 1 YD. RUN (W.LUTZ KICK) (8-75, 2:04)	6	21
PANTHERS	2	0:00	G.GANO 58 YD. FIELD GOAL (5-35, 0:43)	9	21
PANTHERS	3	10:58	G.GANO 29 YD. FIELD GOAL (9-64, 4:02)	12	21
SAINTS	3	6:05	W.LUTZ 57 YD. FIELD GOAL (10-36, 4:53)	12	24
PANTHERS	4	12:47	G.OLSEN 14 YD. PASS FROM C.NEWTON (G.GANO KICK) (8-68, 3:45)	19	24
SAINTS	4	5:08	A.KAMARA 2 YD. RUN (W.LUTZ KICK) (5-62, 3:02)	19	31
PANTHERS	4	4:09	C.MCCAFFREY 56 YD. PASS FROM C.NEWTON (G.GANO KICK) (3-75, 0:59)	26	31

# POSTSEASON HISTORY

## FINAL INDIVIDUAL STATISTICS

Carolina Panthers										New Orleans Saints									
RUSHING	ATT	YDS	AVG	LG	TD	RUSHING	ATT	YDS	AVG	LG	TD	RUSHING	ATT	CMP	YDS	AVG	LG	TD	Rtg.
J. Stewart	11	51	4.6	29	0	A. Kamara	10	23	2.3	5	1	D. Brees	33	23	376	1/7	2	80	115.2
C. Newton	8	37	4.6	10	0	M. Ingram	9	22	2.4	7	0	T. Lewis	1	1	10	1.0	1	1	0
C. McCaffrey	6	16	2.7	7	0	Z. Line	1	1	1.0	1	1	D. Brees	1	-1	-1.0	-1	0	0	
F. Whitaker	1	3	3.0	3	0	D. Brees	1	-4	-4.0	-1	0	T. Lewis	1	-4	-4.0	-4	0	0	
<b>Total</b>	<b>26</b>	<b>107</b>	<b>4.1</b>	<b>29</b>	<b>0</b>	<b>Total</b>	<b>28</b>	<b>90</b>	<b>3.2</b>	<b>34</b>	<b>1</b>	<b>Total</b>	<b>33</b>	<b>23</b>	<b>376</b>	<b>1/7</b>	<b>2</b>	<b>80</b>	<b>115.2</b>
PASSING	ATT	CMP	YDS	SK/YD	TD	LG	IN	Rtg.	PASSING	ATT	CMP	YDS	SK/YD	TD	LG	IN	Rtg.		
C. Newton	40	24	349	4/43	2	56	0	105.1	D. Brees	33	23	376	1/7	2	80	1	115.2		
D. Anderson	1	0	0/0	0	0	0	0	39.6	<b>Total</b>	<b>33</b>	<b>23</b>	<b>376</b>	<b>1/7</b>	<b>2</b>	<b>80</b>	<b>1</b>	<b>115.2</b>		
<b>Total</b>	<b>41</b>	<b>24</b>	<b>349</b>	<b>4/43</b>	<b>2</b>	<b>56</b>	<b>0</b>	<b>102.6</b>	<b>Total</b>	<b>33</b>	<b>23</b>	<b>376</b>	<b>1/7</b>	<b>2</b>	<b>80</b>	<b>1</b>	<b>115.2</b>		
PASS RECEIVING	NO	YDS	AVG	LG	TD	PASS RECEIVING	NO	YDS	AVG	LG	TD								
G. Olsen	8	107	13.4	24	1	M. Thomas	8	131	16.4	46	0								
C. McCaffrey	6	101	16.8	56	1	T. Ginn	4	115	28.8	80	1								
D. Funchess	4	79	19.8	24	0	B. Coleman	4	44	11.0	18	0								
K. Clay	3	32	10.7	21	0	J. Hill	3	49	16.3	25	1								
B. Bersin	2	27	13.5	19	0	M. Ingram	1	13	13.0	13	0								
E. Dickson	1	3	3.0	3	0	A. Kamara	1	10	10.0	10	0								
R. Shepard	0	0	0.0	0	0	W. Snead	1	7	7.0	7	0								
<b>Total</b>	<b>24</b>	<b>349</b>	<b>14.5</b>	<b>56</b>	<b>2</b>	<b>Total</b>	<b>23</b>	<b>376</b>	<b>16.3</b>	<b>80</b>	<b>2</b>								
INTERCEPTIONS	NO	YDS	AVG	LG	TD	INTERCEPTIONS	NO	YDS	AVG	LG	TD								
M. Adams	1	1	1.0	1	0	<b>Total</b>	<b>0</b>	<b>0</b>	<b>0</b>	<b>0</b>	<b>0</b>								
<b>Total</b>	<b>1</b>	<b>1</b>	<b>1.0</b>	<b>1</b>	<b>0</b>	<b>Total</b>	<b>0</b>	<b>0</b>	<b>0</b>	<b>0</b>	<b>0</b>								
PUNTING	NO	YDS	AVG	TB	IN20	LG	PUNTING	NO	YDS	AVG	TB	IN20	LG						
M. Palardy	3	145	48.3	0	1	53	T. Morestead	4	183	45.8	0	1	57						
<b>Total</b>	<b>3</b>	<b>145</b>	<b>48.3</b>	<b>0</b>	<b>1</b>	<b>53</b>	<b>Total</b>	<b>4</b>	<b>183</b>	<b>45.8</b>	<b>0</b>	<b>1</b>	<b>57</b>						
PUNT RETURNS	NO	YDS	AVG	FC	LG	TD	PUNT RETURNS	NO	YDS	AVG	FC	LG	TD						
K. Clay	2	11	5.5	1	12	0	T. Lewis	2	17	8.5	1	11	0						
C. McCaffrey	0	0	0.0	1	0	0	<b>Total</b>	<b>2</b>	<b>17</b>	<b>8.5</b>	<b>1</b>	<b>11</b>	<b>0</b>						
<b>Total</b>	<b>2</b>	<b>11</b>	<b>5.5</b>	<b>2</b>	<b>12</b>	<b>0</b>	<b>Total</b>	<b>2</b>	<b>17</b>	<b>8.5</b>	<b>1</b>	<b>11</b>	<b>0</b>						
KICKOFF RETURNS	NO	YDS	AVG	FC	LG	TD	KICKOFF RETURNS	NO	YDS	AVG	FC	LG	TD						
(TOUCHBACK)	6	0	0.0	0	0	0	(TOUCHBACK)	6	0	0.0	0	0	0						
<b>Total</b>	<b>6</b>	<b>0</b>	<b>0.0</b>	<b>0</b>	<b>0</b>	<b>0</b>	<b>Total</b>	<b>6</b>	<b>0</b>	<b>0.0</b>	<b>0</b>	<b>0</b>	<b>0</b>						
Own FUMBLES	Fum	Rec.	Yds	TD	Opp. Yds	FF	Rec.	Yds	TD	Opp. Yds	FF	Rec.	Yds	TD	Bnds				
M. Adams	1	0	0	0	0	0	0	0	0	0	0	0	0	0	1				
K. Coleman	0	0	0	0	1	0	0	0	0	0	0	0	0	0	0				
<b>Total</b>	<b>1</b>	<b>0</b>	<b>0</b>	<b>0</b>	<b>1</b>	<b>0</b>	<b>0</b>	<b>0</b>	<b>0</b>	<b>0</b>	<b>0</b>	<b>0</b>	<b>0</b>	<b>0</b>	<b>1</b>				

## FINAL TEAM STATISTICS

	VISITOR PANTHERS										HOME SAINTS									
<b>TOTAL FIRST DOWNS</b>	24										21									
--By Rushing	5										3									
--By Passing	16										17									
--By Penalty	3										1									
<b>THIRD DOWN EFFICIENCY</b>	8-17-47%										2-8-25%									
<b>FOURTH DOWN EFFICIENCY</b>	1-2-50%										0-1-0%									
<b>TOTAL NET YARDS</b>	413										410									
--Total Offensive Plays (inc. times thrown passing)	71										56									
--Average gain per offensive play	5.8										7.3									
<b>NET YARDS RUSHING</b>	107										41									
--Total Rushing Plays	26										22									
--Average gain per rushing play	4.1										1.9									
--Tackles for a loss-number and yards	2-2										4-10									
<b>NET YARDS PASSING</b>	306										369									
--Times thrown - yards lost attempting to pass	4-43										1-7									
--Gross yards passing	349										376									
<b>PASS ATTEMPTS-COMPLETIONS-HAD INTERCEPTED</b>	41-24-0										33-23-1									
--Avg gain per pass play (inc.# thrown passing)	6.8										10.9									
<b>KICKOFFS Number-In End Zone-Touchbacks</b>	6-6-6										6-6-6									
<b>PUNTS Number and Average</b>	3-48.3										4-45.8									
--Had Blocked	0										0									
--Net Punting Average	42.7										43.0									
<b>FGs - PATs Had Blocked</b>	0-0										0-0									
<b>TOTAL RETURN YARDAGE (Not Including Kickoffs)</b>	12										17									
--No. and Yards Punt Returns	2-11										2-17									
--No. and Yards Kickoff Returns	0-0										0-0									
--No. and Yards Interception Returns	1-1										0-0									
<b>PENALTIES Number and Yards</b>	2-18										7-96									
<b>FUMBLES Number and Lost</b>	1-0										1-0									
<b>TOUCHDOWNS</b>	2										4									
--Rushing	2										2									
--Passing	0										2									
--Fumbles	0										0									
<b>EXTRA POINTS Made-Attempts</b>	2-2										4-4									
--Kicking Made-Attempts	2-2										4-4									
--Passing Made-Attempts	0-0										0-0									
<b>FIELD GOALS Made-Attempts</b>	4-5										1-1									
<b>RED ZONE EFFICIENCY</b>	1-4-25%										3-3-100%									
<b>GOAL TO GO EFFICIENCY</b>	0-1-0%										3-3-100%									
<b>SAFETIES</b>	0										0									
<b>FINAL SCORE</b>	26										31									
<b>TIME OF POSSESSION</b>	33:49										26:11									

## DEFENSIVE STATISTICS (based on coaches' film review)

Player	TT	S	A	S-yds	I-yds	PD	FF	FR	Player	TT	S	A	S-yds	I-yds	PD	FF	FR
J. Bradberry	8	7	1	0-0	1-4	0	0	0	S. Lotulelei	1	1	0	0-0	0-0	0	0	0
S. Thompson	8	6	2	0-0	0-0	0	0	0	K. Coleman	1	1	0	0-0	0-0	0	1	0
D. Worley	6	6	0	0-0	0-0	1	0	0	L. Gunter	1	1	0	0-0	0-0	0	0	0
L. Kuechly	4	4	0	0-0	0-0	0	0	0	C. Munnerlyn	1	1	0	0-0	0-0	0	0	0
T. Davis	4	4	0	0-0	1-2	0	0	0	V. Butler	0	0	0	0-0	0-0	0	0	0
M. Adams	4	3	1	0-0	1-3	1	0	0	<b>Total</b>	<b>45</b>	<b>39</b>	<b>6</b>	<b>1-7</b>	<b>5-17</b>	<b>3</b>	<b>1</b>	<b>0</b>
K. Short	3	2	1	1-7	1-7	0	0	0									
B. Cox	2	2	0	0-0	0-0	0	0	0									
J. Peppers	2	1	1	0-0	1-1	0	0	0									

# ALL-TIME ASSISTANT COACHES ROSTER

Name	Position	Years
Angelichio, Brian	Tight Ends	2020-2021
Baker, Brian	Defensive Line	2009-2010
<b>Barbeau, Thomas</b>	<b>Assistant Strength &amp; Conditioning</b>	<b>2020-2023</b>
Barthel, E.J.	Coaching Assistant	2020
Bayless, Martin	Defensive Assistant	2003
Belin, Warren	Linebackers	2011-2012
Benguche, Jason	Assistant Strength & Conditioning	2013-2019
<b>Bercovici, Mike</b>	<b>Offensive Assistant</b>	<b>2023</b>
Blackburn, Chase	Special Teams	2016-2017
	Special Teams Coordinator	2018-2021
Boudreau, Paul	Offensive Line	2001-2002
Boyles, Tyler	Offensive Quality Control/Assistant to Head Coach	2023
Brady, Joe	Offensive Coordinator	2020-2021
Breaux, Don	Tight Ends	1995-2002
Brown, Ray	Assistant Offensive Line	2011-2015
	Offensive Line	2016-2017
Brown, Everette	Assistant Linebackers	2019
Brown, Thomas	Offensive Coordinator	2023
Burney, Jacob	Defensive Line	1999-2001
Bush, Blair	Asst. Offensive Line	1995-1997
<b>Caldwell, Jim</b>	<b>Senior Assistant</b>	<b>2023</b>
Campbell, Corey	Assistant Strength & Conditioning	2021-2022
Campen, James	Offensive Line	2022-2023
<b>Capers, Dom</b>	<b>Senior Defensive Assistant</b>	<b>2023</b>
Catavolos, George	Defensive Backs	1995-1997
<b>Chaudhari, Mayur</b>	<b>Defensive Assistant</b>	<b>2023</b>
Chryst, Geep	Quality Control/Offense	2006
	Tight Ends	2007-2010
Chudzinski, Rob	Offensive Coordinator	2011-2012
<b>Cooley, Jonathan</b>	<b>Secondary/Cornerbacks</b>	<b>2023</b>
Cooper, Evan	Cornerbacks/Director of Player Evaluation	2020-2022
Cotchery, Jerricho	Assistant Wide Receivers	2017-2019
Crossman, Danny	Special Teams Asst./Asst. Strength & Conditioning	2003-2004
	Special Teams	2005-2009
Dailey, Joe	Wide Receivers	2022
Davidson, Jeff	Offensive Coordinator	2007-2010
Davis, Billy	Outside Linebackers	1995-1998
DeHaven, Bruce	Assistant Special Teams	2013-2014
	Special Teams Coordinator	2015
	Senior Advisor to Special Teams	2016
Del Rio, Jack	Defensive Coordinator	2002
<b>Delgado, Matthew "Los"</b>	<b>Assistant to the Head Coach</b>	<b>2020-2021</b>
	<b>Chief of Staff</b>	<b>2022-2023</b>
Dorsey, Ken	Quarterbacks	2013-2017
Dvoracek, Rob	Coaching Assistant	2021
	Defensive Assistant	2022
<b>Evero, Ejiro</b>	<b>Defensive Coordinator</b>	<b>2023</b>
Fangio, Vic	Defensive Coordinator	1995-1998
Farwell, Heath	Special Teams Assistant	2018
Feit, Adam	Assistant Strength & Conditioning	2011
Felder, Gus	Assistant Strength & Conditioning	2020
Ferraro, Paul	Special Teams Asst./Asst. Strength & Conditioning	2005
Fewell, Perry	Secondary/Interim Head Coach	2019
Fitzsimmons, Devin	Assistant Special Teams	2023
Flajole, Ken	Defensive Assistant	2003
	Linebackers	2004-2008
Foley, Ed	Assistant Special Teams	2020-2022
Frazier, Parks	Passing Game Coordinator	2023
Fuller, Curtis	Defensive Assistant/Defensive Backs	2014

# ALL-TIME ASSISTANT COACHES ROSTER

	Assistant Special Teams/Nickel Backs	2015
	Assistant Defensive Backs/Nickels	2016
	Defensive Backs	2017
Garnes, Sam	Special Teams Assistant	2010
Gilbride, Kevin M.	Defensive Analyst	2021
	Tight Ends	2022
Gill, Ted	Defensive Line	1996-1998
Gillhamer, Mike	Secondary/Defensive Assistant	2004-2005
	Secondary/Safeties	2006-2008
	Secondary	2009-2010
Godette, Cary	Defensive Line	1995
Graves, Fred	Wide Receivers	2011-2012
<b>Hall, DeAngelo</b>	<b>Assistant Defensive Backs</b>	<b>2023</b>
<b>Hansen, Peter</b>	<b>Linebackers</b>	<b>2023</b>
Harris, Chick	Running Backs	1995-2001
Haskell, Gil	Offensive Coordinator	1998-1999
Henning, Dan	Offensive Coordinator/Quarterbacks	2002-2003
	Offensive Coordinator	2004-2006
Hoener, Pete	Tight Ends	2011-2019
Hoke, Brady	Defensive Line	2018
Holcomb, Al	Linebackers	2013-2017
	Defensive Run Game Coordinator	2020-2021
	Assistant Head Coach, Defense	2022
Hostler, Jim	Wide Receivers	2019
Imamura, Jeff	Assistant Secondary/Cornerbacks	2017-2018
Jackson, Frisman	Wide Receivers	2020
	Offensive Pass Game Coordinator/Wide Receivers	2021
Jacobs, Ben	Assistant Special Teams	2019
Jefferson, Shawn	Wide Receivers	2023
Johnson, Don	Pass Rush Specialist	2021-2022
Kenn, Joe	Strength & Conditioning	2011-2019
Knighton, Terrance	Coaching Assistant	2021
	Assistant Defensive Line	2022
Kugler, Robert	Assistant Offensive Line	2022-2023
Levine, Tony	Special Teams Asst./Asst. Strength & Conditioning	2006
<b>Li, George</b>	<b>Game Management Coordinator</b>	<b>2023</b>
Lilly, John	Tight Ends	2023
Lombardi, Matt	Assistant Quarterbacks	2020-2021
	Pass Game Specialist	2022
<b>Lukabu, Tem</b>	<b>Outside Linebackers</b>	<b>2023</b>
<b>Maffei, Bobby</b>	<b>Defensive Assistant</b>	<b>2022</b>
	<b>Defensive Quality Control</b>	<b>2023</b>
Magazu, Dave	Tight Ends	2003-2006
	Offensive Line	2007-2010
Mainord, Carlos	Defensive Backs	2000-2001
Mangas, DJ	Coaching Assistant	2020
Marshall, John	Asst. Head Coach/Defensive Coordinator	1999-2001
Maser, Mike	Offensive Line	2003-2006
Matsko, John	Offensive Line	2011-2015
	Running Game Coordinator	2016-2019
Maxie, Brett	Defensive Quality Control	1998
McAdoo, Ben	Offensive Coordinator	2022
McCown, Josh	Quarterbacks	2023
McCoy, Mike	Offensive Assistant	2000; 2002-2003
	Wide Receivers	2001
	Quarterbacks/Offensive Assistant	2004-2005
	Quarterbacks	2006
	Quarterbacks/Passing Coordinator	2007-2008
McGaughey, Thomas	Special Teams Coordinator	2016-2017
McGuire, Garret	Coaching Assistant	2021
	Offensive Assistant	2022

# ALL-TIME ASSISTANT COACHES ROSTER

McDermott, Sean	Defensive Coordinator	2011-2016
McNally, Jim	Offensive Line	1995-1998
Meeks, Ron	Defensive Coordinator	2009-2010
	Defensive Backfield	2011
Meyer, Pat	Offensive Line	2020-2021
Mills, Sam	Linebackers	1999-2004
Mills III, Sam	Quality Control/Defense	2006-2010
	Defensive Quality Control/Asst. Defensive Line	2011-2012
	Assistant Defensive Line	2013-2018
	Defensive Line	2018
	Defensive Line/Game Management	2019
Milus, Ron	Secondary	2009-2010
Morton, Chip	Strength and Conditioning	1995-1998
Murphy, Brian	Special Teams Coordinator	2011-2012
Musgrave, Bill	Quarterbacks	1999
	Offensive Coordinator	2000
Mutunga, Jamel	Offensive Assistant	2023
Nixon, Jeff	Senior Offensive Assistant/Running Backs	2020-2021
	Assistant Head Coach, Offense	2022
O'Brien, Scott	Special Teams	1999-2001
	Asst. Head Coach/Special Teams	2002-2004
Okam, Frank	Assistant Defensive Line	2020
	Defensive Line	2021
Owens, Jody	Offensive Assistant	2022
Pasqualoni, Paul	Defensive Line	2022
Peetz, Jake	Running Backs	2019
	Quarterbacks	2020
Pendry, Joe	Offensive Coordinator	1995-1997
Perry, Rod	Secondary	2002-2006
Phair, Mike	Defensive Line	2020
Purnell, Russ	Special Teams Assistant	2015
Proehl, Ricky	Offensive Consultant	2011
	Assistant Wide Receivers	2012
	Wide Receivers	2013-2016
Ramsdell, John	Senior Offensive Assistant	2014
Reynolds, Alvin	Defensive Assistant	1999-2002
Rivera, Vincent	Defensive Quality Control	2018-2019
Rodgers, Jeff	Special Teams Assistant	2009-2010
Rodgers, Richard	Special Teams Assistant	2012
	Interim Special Teams Coordinator	2012
	Special Teams Coordinator	2013-2014
	Assistant Defensive Backs	2015-2018
	Safeties	2019
Roman, Greg	Offensive Assistant	1999-2000
	Assistant Offensive Line	2001
Ryan, Sean	Quarterbacks	2021-2022
Russ, Steve	Linebackers	2018-2019
Satterfield, Marcus	Assistant Offensive Line	2020
Scherer, Rip	Quarterbacks	2009-2010
Schonert, Turk	Quarterbacks	2001
<b>Scott, Jeremy</b>	<b>Head Strength &amp; Conditioning</b>	<b>2020-2023</b>
Seely, Brad	Special Teams	1995-1998
Settle, John	Running Backs	2011-2012
Shafer, Steve	Defensive Backs	1998
Shoop, John	Quarterbacks	1995-1998
Shula, Mike	Quarterbacks	2011-2012
	Offensive Coordinator	2013-2017
Simmons, Darrin	Special Teams Assistant/ Asst. Strength and Conditioning	1999-2002

# ALL-TIME ASSISTANT COACHES ROSTER

Simmons, Jason	Defensive Pass Game Coordinator/Secondary	2020-2021
Simmons, Jerry	Strength and Conditioning	1999-2010
Siravo, Mike	Linebackers	2020
	Senior Defensive Assistant/Linebackers	2021
	Defensive Run Game Coordinator	2022
Skipper, Jim	Running Backs	2002-2005
	Running Backs/Assistant Head Coach	2006-2010
	Running Backs	2013-2018
Smith, Richard	Linebackers	2009-2010
Snow, Phil	Defensive Coordinator	2020-2022
Sparano Jr., Tony	Assistant Offensive Line	2021
Staley, Duce	Assistant Head Coach/Running Backs	2023
Steele, Kevin	Linebackers	1995-1998
Sunseri, Sal	Defensive Assistant	2002
	Defensive Line	2003-2008
Tabor, Chris	Special Teams Coordinator	2022-2023
Taylor, Lance	Assistant Wide Receivers	2013
	Wide Receivers	2017-2018
Terrell, Drew	Offensive Quality Control	2018-2019
Tolbert, Tyke	Wide Receivers	2010
Trgovac, Mike	Defensive Line	2002
	Defensive Coordinator	2003-2008
Turner, Cameron	Assistant Wide Receivers	2015-2016
	Assistant Quarterbacks	2017
Turner, Norv	Offensive Coordinator	2018-2019
Turner, Scott	Offensive Quality Control	2011-2012
	Quarterbacks	2018-2019
Udinski, Grant	Coaching Assistant	2020-2021
Valesente, Bob	Defensive Backs	1999
<b>Wash, Todd</b>	<b>Defensive Line</b>	<b>2023</b>
Washington, Eric	Defensive Line	2011-2017
	Defensive Coordinator	2018-2019
<b>Watts, Bert</b>	<b>Safeties</b>	<b>2023</b>
Wharton, Travelle	Assistant Offensive Line	2018-2019
Whitaker, Cedric	Coaching Assistant	2020-2021
	Special Teams Assistant	2022
Wilks, Steve	Secondary/Pass Defense Coordinator	2012-2014, 2022
	Assistant Head Coach/Secondary	2015-2016
	Defensive Coordinator	2017
	Interim Head Coach	2022
Williamson, Richard	Wide Receivers	1995-1999, 2002-2009
	Wide Receivers/Asst. Head Coach-Offense	2000
	Asst. Head Coach/Offensive Coordinator	2001
Wise, Tony	Offensive Line	1999-2000

# ALL-TIME ALPHABETICAL ROSTER

A	POS	NO	SCHOOL	GP/GS	YEARS
Abdullah, Ameer	RB	20	Nebraska	11/1	2021
Abraham, Clifton	CB	24	Florida State	1/0	1997
Adams, Darvin	WR	86	Auburn	2/0	2011
Adams, Joe	WR	15	Arkansas	9/0	2012
Adams, Mike	S	29	Delaware	32/32	2017-2018
Addison, Mario	DE	97	Troy	111/51	2012-2019
Aiken, Danny	LS	48	Virginia	0/0	2015
Ajirotutu, Seyi	WR	19	Fresno State	14/0	2011
Alecixh, Chas	DT	65	Pittsburgh	0/0	2016
Alexander, Brent	S	46	Tennessee State	32/32	1998-1999
Alexander, Frank	DE	90	Oklahoma	29/6	2012-2015
Alexander, Gerald	S	21	Boise State	2/0	2010
Allen, Brian	LB	52	Florida State	44/9	2002-2004
Allen, Jared	DE	69	Idaho State	12/12	2015
Allen, Kyle	QB	7	Houston	15/13	2018-2019
Anderson, C.J.	RB	20	California	9/1	2018
Anderson, Derek	QB	3	Oregon State	25/4	2011-2017
Anderson, Henry	DE	94	Stanford	11/0	2022-2023
Anderson, James	LB	50	Virginia Tech	94/53	2006-2012
Anderson, Rashard	CB	46	Jackson State	27/9	2000-2001
Anderson, Chosen	WR	11, 3	Temple	37/39	2020-2022
Apple, Eli	CB	41	Ohio State	2/0	2020
Applewhite, Antwan	DE	93	San Diego State	17/4	2011-2012
Armah, Alex	FB	40	West Georgia	57/4	2017-2020
Armstead, Jesse	LB	59	Miami (FL)	0/0	2004
Arnold, Dan	TE	85	Wisconsin-Platteville	3/1	2021
Artis-Payne, Cameron	RB	34	Auburn	32/3	2015-2018
Austin, Thomas	G	71	Clemson	4/1	2012
Avant, Jason	WR	81	Michigan	11/0	2014
<b>B</b>					
Bailey, Carlton	LB	54	North Carolina	40/28	1995-1997
Baker, Eugene	WR	80	Kent State	4/0	2003-2004
Baker, Jason	P	7	Iowa	112/0	2005-2011
Baker, Myron	LB	53, 56	Louisiana Tech	18/0	1996-1997
Baldwin, Randy	RB	23	Mississippi	7/2	1995
Ball, Marcus	CB	36	Memphis	1/0	2016
Barber, Kantroy	RB	46	West Virginia	0/0	1997
Barker, Jay	QB	11	Alabama	0/0	1996
Barkley, Matt	QB	17	Southern California	0/0	2021
Barner, Kenjon	RB	25	Oregon	12/0	2013; 2018
Barnhardt, Tommy	P	6	North Carolina	16/0	1995
Barnidge, Gary	TE	82	Louisville	63/11	2008-2012
<b>Barno, Amare</b>	<b>DE</b>	<b>90</b>	<b>Virginia Tech</b>	<b>24/1</b>	<b>2022-2023</b>
Barrow, Micheal	LB	56	Miami (FL)	48/48	1997-1999
Basanez, Brett	QB	14	Northwestern	1/0	2006-2007
Bashir, Idrees	S	33	Memphis	11/0	2005
Bates, Michael	WR/RB	82, 24	Arizona	76/0	1996-2000; 2002
Batiste, D'Anthony	G	76	Louisiana-Lafayette	0/0	2006
Battaglia, Marco	TE	47	Rutgers	2/0	2003
Baugh, Marcus	TE	85	Ohio State	0/0	2019
Beason, Jon	LB	52	Miami	72/71	2007-2013
Beebe, Don	WR	82	Chadron State	14/1	1995
Bell, Byron	T	77	New Mexico	62/56	2011-2014
<b>Bell, Vonn</b>	<b>S</b>	<b>24</b>	<b>Ohio State</b>	<b>13/13</b>	<b>2023</b>
Benenoch, Caleb	T	78	UCLA	0/0	2019
Benjamin, Kelvin	WR	13	Florida State	40/36	2014-2017
Bennett, Brandon	RB	36	South Carolina	8/0	2004
Benwikere, Bené	CB	25	San Jose State	27/14	2014-2016
Bernadeau, Mackenzy	G	65, 73	Bentley	47/20	2008-2011
Bersin, Brenton	WR	11	Wofford College	42/4	2014-2017
Beuerlein, Steve	QB	7	Notre Dame	59/51	1996-2000
Biakabutuka, Tshimanga	RB	21	Michigan	50/35	1996-2001



# ALL-TIME ALPHABETICAL ROSTER

Bickett, Duane	LB	50	Southern California	16/0	1996
Biddle, Taye	WR	11	Mississippi	2/0	2006
Black, Nathan	WR	18, 83	Northwestern State (LA)	5/0	2002
Blackburn, Chase	LB	93	Akron	19/9	2013-2014
<b>Blackshear, Raheem</b>	<b>RB</b>	<b>20, 3</b>	<b>Virginia Tech</b>	<b>25/1</b>	<b>2022-2023</b>
Blair, Marquise	S	27	Utah	3/0	2022
Blanchard, Matt	QB	5	Wisconsin-Whitewater	0/0	2014
Bohlinger, Rob	T	79	Wyoming	13/1	1998
Bolden, Juran	CB	43	Mississippi Delta	6/0	1998
Booth, Tony	DB	31	James Madison	0/0	1999-2000
Bond, Travis	T	74	North Carolina	2/0	2013
Bonafon, Reggie	RB	39	Louisville	22/0	2019-2021
Bono, Steve	QB	12	UCLA	2/0	1999
Bootle, Dicaprio	CB	32	Nebraska	8/2	2023
Boston, Tre	S	33	North Carolina	74/48	2014-2016; 2019-2020
Bouye, A.J.	CB	24	Central Florida	10/7	2021
<b>Bozeman, Bradley</b>	<b>C</b>	<b>56</b>	<b>Alabama</b>	<b>34/28</b>	<b>2022</b>
Bradberry, James	CB	24	Samford	60/60	2016-2019
Brady, Jeff	LB	52	Kentucky	16/16	1999
Branch, Colin	S	28	Stanford	48/19	2003-2006
Brayton, Tyler	DE	96	Colorado	46/45	2008-2010
Brewer, Dewell	RB	26	Oklahoma	0/0	1995
Bridges, Jeremy	T/G	73, 72	Southern Mississippi	43/28	2006-2008; 2012
Bridgewater, Teddy	QB	5	Louisville	15/15	2020
Bright, Anthony	WR	81	Valencia CC	1/0	2002
Brockel, Richie	TE/FB	47	Boise State	49/2	2011-2015
Brockermeyer, Blake	T	78	Texas	58/55	1995-1998
Broughton, Luther	TE	84, 49, 80	Furman	31/4	1997-1998; 2001
Broussard, Jamall	WR	85	San Jose State	8/0	2004
Brown, Andre	RB	24	North Carolina State	0/0	2010
Brown, Corey	WR	16, 10	Ohio State	43/22	2014-2016
Brown, Dee	RB	22	Syracuse	14/3	2002
Brown, Deonte	G	77	Alabama	3/0	2021-2023
<b>Brown, Derrick</b>	<b>DT</b>	<b>95</b>	<b>Auburn</b>	<b>66/63</b>	<b>2020-2023</b>
Brown, Everette	DE	91	Florida State	28/3	2009-2010
<b>Brown, Spencer</b>	<b>RB</b>	<b>33</b>	<b>Alabama-Birmingham</b>	<b>6/0</b>	<b>2021-2023</b>
Brown, Tony	DT	97	Memphis	1/0	2006
Browning, Bryant	G	60	Ohio State	1/0	2011
Brzezinski, Doug	G	79	Boston College	9/8	2003-2004
Buckner, Brentson	DT	99	Clemson	71/65	2001-2005
Burke, Paul	TE	84	Idaho	0/0	1996
Burks, Dialleo	WR	19, 89	Eastern Kentucky	1/0	1999-2000
<b>Burns, Brian</b>	<b>DE</b>	<b>53, 0</b>	<b>Florida State</b>	<b>80/67</b>	<b>2019-2023</b>
Burris, Juston	S	31	North Carolina State	23/28	2020-2022
Burton, Antwon	DT	78	Temple	2/0	2009
Burton, Shane	DT	98	Tennessee	32/8	2002-2003
Butcher, Paul	LB	53	Wayne State	16/0	1995
Butker, Harrison	K	7	Georgia Tech	0/0	2017
Butler, Darius	CB	27	Connecticut	13/6	2011
Butler, Rashad	T	79	Miami (FL)	0/0	2006
Butler, Vernon	DT	92	Louisiana Tech	52/5	2016-2019
By'not'e, Butler	CB	33	Ohio State	7/0	1995
Byers, Jeff	C/G	62	Southern California	22/7	2011-2013
Bydom, Carrington	CB	37	Texas	3/0	2014
Byrd, Damiere	WR	18	South Carolina	17/3	2016-2018
Byrd, Jairus	S	31	Oregon	12/0	2017
Byrd, Isaac	WR	82	Kansas	43/12	2000-2002
Byrd, LaRon	WR	86	Miami (FL)	0/0	2016
Byrum, Dion	CB	27	Ohio University	3/0	2006
<b>C</b>					
Caldwell, Mike	LB	59	Middle Tennessee State	9/0	2003
Cadet, Travaris	RB	38	Appalachian State	1/0	2018

# ALL-TIME ALPHABETICAL ROSTER

Campbell, Bruce	T	73	Maryland	5/0	2012-2013
Campbell, D.J.	S	26	California	5/4	2012
Campbell, Mathew	TE/T/G	87, 66	South Carolina	69/58	1995-2000
Cannon, Trenton	RB	36	Virginia State	14/0	2020
Cantwell, Hunter	QB	14	Louisville	0/0	2009
Carr, David	QB	8	Fresno State	6/4	2007
Carrie, T.J.	CB	27	Ohio	7/0	2022
Carrier, Mark	WR	83	Nicholls State	57/36	1995-1998
Carruth, Rae	WR	84, 89	Colorado	22/20	1997-1999
Carstens, Jordan	DT	67	Iowa State	29/16	2004-2006
Carter, Drew	WR	18	Ohio State	33/9	2004-2007
Carter, Jason	WR	11	Texas A&M	0/0	2007-2008
Carter Jr., Jermaine	LB	56, 4	Maryland	65/30	2018-2021
Carter, Todd	K	5	Grand Valley State	1/0	2010
Cash, Jeremy	LB	57	Duke	9/0	2016-2017
Cason, Antoine	CB	20	Arizona	12/11	2014
Catanzaro, Chandler	K	4	Clemson	4/0	2018
Chandler, Jeff	K	5	Florida	2/0	2004
Chandler, Nate	DT/T/G	78	UCLA	37/19	2012-2015
Chandler, Sean	S	34	Temple	32/7	2020-2022
Chark Jr., D.J.	WR	17	LSU	15/11	2023
Charlton, Joseph	P	3	South Carolina	21/0	2020-2021
Cherelus, Claudin	LB	53	Alcorn State	6/0	2023
Chester, Larry	DT	64	Temple	11/5	2001
Childress, O.J.	LB	58	Clemson	0/0	2000
Childs, Jason	T	76	North Dakota	0/0	1995
<b>Chinn, Jeremy</b>	<b>LB</b>	<b>21</b>	<b>Southern Illinois</b>	<b>42/42</b>	<b>2020-2022</b>
<b>Christensen, Brady</b>	<b>T</b>	<b>70</b>	<b>BYU</b>	<b>33/23</b>	<b>2021-2022</b>
Christian, Bob	FB	44	Northwestern	14/12	1995-1996
Ciurciu, Vinny	LB	50, 54	Boston College	49/5	2003-2006
Clark, Chris	OL	74	Southern Mississippi	15/13	2018
Clausen, Jimmy	QB	2, 7	Notre Dame	13/10	2010-2013
Clay, Kaelin	WR	12	Utah	9/2	2017
Clowney, David	WR	87	Virginia Tech	10/0	2010
Cockrell, Ross	CB	47	Duke	14/11	2018-2019
Colbert, Keary	WR	83	Southern California	55/42	2004-2007
Cole, Colin	DT	91	Iowa	33/23	2013-2015
Cole, Matt	WR	85	McKendree	1/0	2021
Coleman, Kurt	S	20	Ohio State	42/42	2015-2017
Collins, Kerry	QB	12	Penn State	45/42	1995-1998
Colston, Tim	DT	92	Kansas State	2/0	1996
Conner, Darion	LB	56	Jackson State	16/16	1995
Connor, Dan	LB	57, 55	Penn State	47/19	2008-2011; 2013
Considine, Sean	S	37	Iowa	4/0	2011
Cook, Alex	S	27	Washington	10/4	2023
Cooper, Deke	S	35	Notre Dame	26/15	2002; 2007
Cooper, Jarrod	S	40	Kansas State	40/0	2001-2004
Cooper, Pharoh	WR	14	South Carolina	16/1	2020
Cook, Toi	CB	41	Stanford	31/2	1996-1997
<b>Corbett, Austin</b>	<b>G</b>	<b>63</b>	<b>Nevada</b>	<b>17/17</b>	<b>2022</b>
<b>Corral, Matt</b>	<b>QB</b>	<b>9</b>	<b>Mississippi</b>	<b>0/0</b>	<b>2022</b>
Cota, Chad	S	37	Oregon	48/18	1995-1997
Cotchery, Jerricho	WR	82	North Carolina State	29/16	2014-2015
Cousin, Terry	CB	21	South Carolina	29/29	2002-2003
Cox, Jr., Bryan	DE	91	Florida	19/0	2017-2019
Cox, Demetrious	S	36	Michigan State	4/0	2017
Craig, Dameyune	QB	16, 2	Auburn	6/0	1998-2001
Cramer, Casey	FB	49	Dartmouth	7/1	2004-2005
Crawford, Casey	TE	84	Virginia	11/1	2000-2001
Culbertson, Quinton	LB	56	Mississippi State	5/0	2009
Cunningham, Richie	K	3	SW Louisiana	7/0	1999-2000
Curry, Donte	LB	96, 55	Morris Brown	20/0	2007-2008

D

# ALL-TIME ALPHABETICAL ROSTER

Daley, Dennis	G	65	South Carolina	34/21	2019-2021
Dalton, Andy	QB	14	TCU	3/1	2023
Daniel, Robert	DE	72	Northwestern State (LA)	0/0	1999-2000
Darnold, Sam	QB	14	Southern California	18/17	2021-2022
Davidids-Garrido, Norberto	G	76	Southern California	59/39	1996-1999
Davis, C.J.	G	71	Pittsburgh	7/0	2009-2010
Davis, Eric	CB	25	Jacksonville State	78/78	1996-2000
Davis, Josh	WR	16	Marshall	0/0	2007
Davis, Mike	RB	27, 28	South Carolina	20/12	2019-2020
Davis, Rod	LB	57	Southern Mississippi	1/0	2006
Davis, Stephen	RB	48	Auburn	29/27	2003-2005
Davis, Tae	LB	33	Chattanooga	8/0	2023
Davis, Thomas	S/LB	47, 58	Georgia	164/146	2005-2018
DeCoud, Thomas	S	21	California	15/11	2014
Delaire, Ryan	DE	91	Towson	15/0	2015-2016
Delhomme, Jake	QB	17	Louisiana-Lafayette	91/90	2003-2009
Deloatch, Curtis	CB	41	North Carolina A&T	6/0	2007
Dendy, Patrick	CB	29	Rice	7/1	2007
Dennis, Mark	T	62, 74	Illinois	28/17	1995-1996
Dexter, James	G	64	South Carolina	9/2	2000
Dickson, Ed	TE	84	Oregon	64/41	2014-2017
Diggs, Na'il	LB	53	Ohio State	61/46	2006-2009
Dixon, Travell	S	30	Washington	1/0	2016
DiRenzo, J.D.	OL	65	Rutgers	3/0	2023
Dingle, Antonio	DT	74	Virginia	3/0	1999-2000
Dockery, James	CB	31	Oregon State	19/2	2012-2014
Donnalley, Kevin	G	65	North Carolina	38/38	2001-2003
Dortch, Greg	WR	14	Wake Forest	2/0	2019
Douglas, Rasul	CB	24	West Virginia	14/11	2020
Doss, Lorenzo	CB	31	Tulane	2/0	2018
Draft, Chris	LB	52	Stanford	32/19	2005-2006
Draper, Shawn	TE	49	Alabama	0/0	2002
Duckett, Damane	DT	63	East Carolina	2/0	2004
Duckworth, Tim	G	78	Auburn	5/0	2010
Dulaney, Mike	FB	34	North Carolina	8/0	1998
Dyson, Kevin	WR	85	Utah	1/0	2003
<b>E</b>					
Ealy, Kony	DE	94	Missouri	47/15	2014-2016
Eason, Jacob	QB	16	Washington	1/0	2022
Edwards, Antonio	DE	96	Valdosta State	14/7	1999
Edwards, Armanti	WR	10, 14	Appalachian State	39/0	2010-2013
Edwards, Dwan	DT	92	Oregon State	53/17	2012-2015
Edwards, Lavar	DE	93	Louisiana State	5/0	2016
Edwards, Lachlan	P	10	Sam Houston State	10/0	2021
Edwards, Ron	DT	96	Texas A&M	11/11	2011-2012
<b>Ekwonu, Ikem</b>	<b>T</b>	<b>79</b>	<b>NC State</b>	<b>34/34</b>	<b>2022-2023</b>
Elder, Corn	CB	35, 29	Miami (FL)	30/1	2017-2020
Elflein, Pat	G/C	60	Ohio State	15/15	2021-2022
Elliott, Javien	CB	23	Florida State	16/3	2019
Elliott, Matt	G	52	Michigan	47/32	1995-1997
Ellis, Elbert	WR	89	Pittsburgh	0/0	1995
Ellison, Atiyah	DT	98	Missouri	0/0	2005
Erickson, Alex	WR	13	Wisconsin	17/0	2021
Erving, Cameron	T	75	Florida State	20/9	2021-2022
Evans, Doug	CB	33	Louisiana Tech	57/55	1998-2001
<b>F</b>					
Fair, Terry	CB	28	Tennessee	3/0	2002
Farkas, Kevin	T	70	Appalachian State	0/0	1995
Farley, Matthias	S	41	Notre Dame	5/1	2023
Farley, Scott	S	38	Williams (MA)	0/0	2005
Faryniarz, Brett	LB	55	San Diego State	15/1	1995
Fasani, Randy	QB	12	Stanford	4/1	2002
Fatafehi, Mario	DT	92	Kansas State	6/0	2002

# ALL-TIME ALPHABETICAL ROSTER

Fauria, Christian	TE	86	Colorado	15/4	2007
Favors, Greg	LB	53	Mississippi State	16/12	2003
Feely, A.J.	QB	11	Oregon	0/0	2009
Felton, Jerome	FB	45	Furman	9/1	2011
Ferrario, Bill	G	64	Wisconsin	0/0	2004
Fiammetta, Tony	FB	42	Syracuse	24/11	2009-2010
Fields, Jeff	DT	97	Arkansas State	2/0	1995
Fields, Mark	LB	58	Washington State	29/25	2002-2004
Fields, Ronald	DT	91	Mississippi State	6/0	2011
Finnegan, Cortland	CB	26	Samford	5/0	2015
Fletcher, Derrick	G	74	Baylor	5/0	2002
Florence, Drayton	CB	29	Tuskegee	14/5	2013
Floyd, William	FB	40	Florida State	42/37	1998-2000
Folkerts, Brian	C	64	Washburn	26/0	2013-2014
Fordham, Todd	T	78	Florida State	47/8	2004-2006
Foreman, D'Onta	RB	33	Texas	17/9	2022
Foster, DeShaun	RB	20, 26	UCLA	63/40	2002-2007
Foucault, David	T	63	Montreal	5/1	2014-2015
Fountaine, Jamal	LB	50	Washington	0/0	1995
Fox, Mike	DE	93	West Virginia	54/43	1995-1998
Fox, Morgan	DE	91	Colorado State-Pueblo	17/9	2021
France, Dan	T	71, 78	Michigan State	0/0	2016-2017
Franklin, Brad	CB	36	Louisiana-Lafayette	0/0	2002
<b>Franklin Jr., Sam</b>	<b>S</b>	<b>42</b>	<b>Temple</b>	<b>64/9</b>	<b>2020-2023</b>
Frazier, Mose	WR	14	Memphis	2/0	2017-2018
Freeman, Royce	RB	32	Oregon	8/0	2021
Fua, Sione	DT/G	94, 72	Stanford	27/12	2011-2013
Fuller, Curtis	S	23	Texas Christian	6/0	2004
Funchess, Devin	WR	17	Michigan	47/28	2015-2018
<b>G</b>					
Gachkar, Andrew	LB	57	Missouri	6/0	2017
Gaines, Michael	TE	84	Central Florida	42/21	2004-2006
Gaither, Omar	LB	59	Tennessee	10/4	2011
Gamble, Chris	CB	20	Ohio State	123/117	2004-2012
Gano, Graham	K	9	Florida State	98/0	2012-2019
Garcia, Frank	G/C	65	Washington	91/84	1995-2000
Gardner, Rod	WR	87	Clemson	11/0	2005
Gaskins, Percell	LB	55	Kansas State	12/0	1997
Gaulden, Rashaan	S	28	Tennessee	24/0	2018-2019
Gavadza, Jason	TE	49	Kent State	0/0	2000
Gaydosh, Linden	DT	61	Calgary	0/0	2013
Gettis, David	WR	12	Baylor	17/13	2010-2012
Gibson, Gary	DT	91	Rutgers	12/0	2007-2008
Gilbert, Garrett	QB	4, 3	SMU	1/0	2017-2018
Gilbert, Sean	DE/DT	94	Pittsburgh	64/56	1998-2002
Gilmore, Stephon	CB	9	South Carolina	8/3	2021
Ginn, Jr., Ted	WR	19	Ohio State	47/23	2013; 2015-2016
Godfrey, Charles	S/CB	30	Iowa	82/75	2008-2014
Goings, Nick	FB	37	Pittsburgh	105/13	2001-2008
Gonzalez, Zane	K	5	Arizona State	12/0	2021-2022
Goodson, Mike	RB	33	Texas A&M	28/3	2009-2011
Gordon, Dillon	OL	66	LSU	0/0	2019
Gradkowski, Gino	C	66	Delaware	10/3	2016
Graham, Derrick	T	74	Appalachian State	11/7	1995
Graham, Shayne	K	11	Virginia Tech	11/0	2002
Grant, Deon	S	27	Tennessee	48/48	2001-2003
Gray, Derwin	S	44	Brigham Young	3/0	1998
Greeley, Bucky	C	60	Penn State	6/0	1996-1998
Green, Brandon	OL	75	Alabama	0/0	2019
Green, Ray	S	29	South Carolina	16/0	2000
Green, TJ	S	36	Clemson	1/0	2019
Green, Tyrone	G	69	Auburn	0/0	2015
Green, Willie	WR	86	Mississippi	31/17	1995-1996

# ALL-TIME ALPHABETICAL ROSTER

Greene, Kevin	LB	91	Auburn	47/47	1996,1998-1999
Greene, Scott	FB	43	Michigan State	24/14	1996-1997
Grier, Will	QB	3	West Virginia	2/2	2019
Griffin, Michael	S	22	Texas	13/6	2016
Griffin, Shaquill	DB	20	Central Florida	3/1	2023
Griffith, Howard	FB	30	Illinois	31/21	1995-1996
Grigsby, Otis	DE	76	Kentucky	4/0	2007
Gross, Jordan	T	69	Utah	167/167	2003-2013
<b>Gross-Matos, Yetur</b>	<b>DE/OLB</b>	<b>97</b>	<b>Penn State</b>	<b>55/32</b>	<b>2020-2023</b>
Grugier-Hill, Kamu	LB	54	Eastern Illinois	17/5	2023
Gulford, Eric	WR	84	Arizona State	14/9	1995
Gunter, LaDarius	CB	23	Miami (FL)	4/0	2017
<b>H</b>					
Hackett, D.J.	WR	18	Colorado	9/2	2008
Hajrullahu, Lirim	K	3	Western Ontario (Can.)	4/0	2021
Hall, Daeshon	DE	94	Texas A&M	1/0	2017
Haller, Alan	CB	24	Michigan State	2/0	1995
Hambrick, Darren	LB	59	South Carolina	9/8	2001
Hamilton, Woodrow	DT	78	Mississippi	5/0	2019-2020
Hampton, William	CB	31	Murray State	9/0	2003-2004
Hangartner, Geoff	C/G	63	Texas A&M	90/57	2005-2008;
					2011-2012; 2013
Hankton, Karl	WR	14, 88	Trinity College (IL)	104/1	2000-2006
Harbaugh, Jim	QB	5	Michigan	0/0	2001
Hardy, Greg	DE	76	Mississippi	63/40	2010-2014
Hardy, Jermaine	S	29	Virginia	3/0	2005
Harper, Deveron	CB	28	Notre Dame	24/1	2000-2001
Harper, Madre	CB	36	Southern Illinois	3/0	2021
Harper, Roman	S	41	Alabama	32/32	2014-2015
Harris, Chris	S	43	Louisiana-Monroe	44/44	2007-2009
Harris, Joey	RB	25	Purdue	4/0	2004
Harris, Nic	LB	59	Oklahoma	15/4	2010
Harris, Ra'Shon	DT	77	Oregon	2/0	2009
Hartsock, Ben	TE	84	Ohio State	43/9	2011-2013
Hartsfield, Myles	DB	38	Mississippi	41/19	2020-2022
Hartwig, Justin	C	75	Kansas	17/16	2006-2007
Hasselbeck, Tim	QB	7	Boston College	0/0	2002
Hawkes, Michael	LB	59	Virginia Tech	3/0	2000-2001
Hawkins, Artrell	CB	27	Cincinnati	14/4	2004
Hawkins, Donald	T	78	Texas	7/0	2016
Hawkins, Josh	CB	23	East Carolina	5/0	2018
Hayden, Nick	DT	78, 98	Wisconsin	26/13	2008-2010
Haye, Jovan	DE	92	Vanderbilt	2/0	2005
Hayes, Brandon	T/G	67	Central State	7/0	1996
Hayes, Donald	WR	88, 81	Wisconsin	51/31	1998-2001
Hayes, Tae	CB	32	Appalachian State	5/0	2022
Haynes, Alex	RB	24	Central Florida	10/0	2007
<b>Haynes Sr., Marquis</b>	<b>DE/OLB</b>	<b>98</b>	<b>Mississippi</b>	<b>71/2</b>	<b>2018-2023</b>
Hearn, Taylor	T	62	Clemson	4/0	2018
Heinicke, Taylor	QB	6	Old Dominion	7/1	2018
Heinrich, Keith	TE	80	Sam Houston State	4/0	2002
<b>Hekker, Johnny</b>	<b>P</b>	<b>10</b>	<b>Oregon State</b>	<b>34/0</b>	<b>2022-2023</b>
Hemsley, Nate	LB	54	Syracuse	9/3	2001
<b>Henderson, CJ</b>	<b>CB</b>	<b>15, 24</b>	<b>Florida</b>	<b>40/22</b>	<b>2021-2023</b>
Herron, Frank	DE	69	Louisiana State	1/0	2021
Hetherington, Chris	FB	44	Yale	46/6	1999-2001
Hicks, Hayworth	G	75	Iowa State	0/0	2012
Hicks, Skip	RB	42	UCLA	0/0	2002
Higgins, Rashard	WR	17	Colorado State	3/0	2022
Hilbert, Jon	PK	5	Louisville	1/0	2002
Hill, Efrem	WR	5	Samford	0/0	2005
Hill, Stephen	WR	87	Georgia Tech	0/0	2015
Hill, Travis	LB	59	Nebraska	3/0	1995

# ALL-TIME ALPHABETICAL ROSTER

Hill, Troy	CB	13	Oregon	16/3	2023
Hines, Jermale	S	36	Ohio State	5/0	2011
Hitchcock, Jimmy	CB	37	North Carolina	32/9	2000-2001
Hixon, Domenik	WR	87	Akron	15/0	2013
Hoard, Leroy	RB	33	Michigan	3/0	1996
Hodge, Abdul	LB	56	Iowa	5/0	2010
Hogan, Brandon	CB	21	West Virginia	3/0	2011-2012
Hogan, Chris	WR	15	Monmouth	7/1	2019
Hogue, Doug	LB	55	Syracuse	9/0	2012
Holmberg, Rob	LB	58	Penn State	1/0	2001
Hood, Elijah	RB	30	North Carolina	0/0	2018
Hood, Kerry	WR	10	South Carolina	0/0	2000
Hoover, Brad	RB/FB	45	Western Carolina	152/93	2000-2009
<b>Horn, Jaycee</b>	<b>CB</b>	<b>8</b>	<b>South Carolina</b>	<b>22/22</b>	<b>2021-2023</b>
Horton, Mike	G	66	Auburn	3/0	2021
Horton, Wes	DE	96	Southern California	83/38	2013-2018; 2019
<b>Hoskins, Phil</b>	<b>DT</b>	<b>71</b>	<b>Kentucky</b>	<b>8/0</b>	<b>2021-2022</b>
Houston, Justin	OLB	50	Georgia	7/7	2023
Howard, Reggie	CB	42, 23	Memphis State	47/29	2000-2003; 2006
<b>Hubbard, Chuba</b>	<b>RB</b>	<b>30</b>	<b>Oklahoma State</b>	<b>49/24</b>	<b>2021-2023</b>
Hudson, Marcus	S	25	North Carolina State	14/0	2010
Hughes, Kevin	T	72	Southeastern Louisiana	0/0	2014
Humphrey, Deon	LB	58	Florida State	3/0	2000
Huntley, Richard	RB	34	Winston-Salem State	14/9	2001
Hurst, Hayden	TE	81	South Carolina	9/8	2023
<b>I</b>					
Iddings, Drew	DT	79	South Dakota	0/0	2017
Ioannidis, Matt	DT	99	Temple	13/13	2022
Irvin, Bruce	DE	55	West Virginia	13/12	2019
Irvin, Corvey	DT	60, 93	Georgia	2/0	2009-2010
Ismail, Raghib	WR	81	Notre Dame	42/22	1996-1998
Ivy, Mortty	LB	54	West Virginia	0/0	2009
Iyiebuniwe, Joel	LB	52	Western Kentucky	7/0	2022
<b>J</b>					
Jackson, Brad	LB	50	Cincinnati	11/0	2002
<b>Jackson, Donte</b>	<b>CB</b>	<b>26</b>	<b>Louisiana State</b>	<b>80/76</b>	<b>2018-2023</b>
Jackson, Eddie	CB	34	Arkansas	10/0	2004
Jackson, Gabe	G	69	Mississippi State	5/2	2023
Jackson, Rashawn	FB	38	Virginia	2/1	2010
Jackson, Steven	RB	48	Clemson	0/0	2006
Jacobs, Ben	LB	53	Fresno State	68/0	2013-2015; 2016-2018
Jacquet, Nate	WR	17	San Diego State	0/0	2002
Jamerson, Natrell	CB	30	Wisconsin	9/0	2019-2020
James, Jen0	T/G	78	Auburn	55/28	2000-2003
Jamison, Brandon	LB	57	West Georgia	19/0	2006-2007
Jamison, D'Shawn	CB	29	Texas	15/1	2023
<b>Jansen, JJ</b>	<b>LS</b>	<b>44</b>	<b>Notre Dame</b>	<b>243/0</b>	<b>2009-2023</b>
Janus, Paul	C	74	Northwestern	5/1	1998
Jarrett, Dwayne	WR	80	Southern California	32/3	2007-2010
Jeffers, Patrick	WR	83	Virginia	24/10	1999-2001
Jenkins, Kris	DT	77	Maryland	85/79	2001-2007
Jensen, Nash	OL	66	North Dakota State	11/5	2023
Jensen, Jerry	LB	53	Washington	10/0	1998-1999
Jeter, Tommy	DE	97	Texas	1/0	1996
Johnson, Anthony	RB	23	Notre Dame	71/20	1995-1999
Johnson, Charles	DE	95	Georgia	143/114	2007-2017
Johnson, Charles	WR	12	Grand Valley State	0/0	2017
Johnson, Darryl	DE	92	North Carolina A&T	3/0	2021
Johnson, Devon	FB	47	Marshall	0/0	2016
Johnson, DJ	OLB	52	Oregon	13/3	2023
Johnson, Ed	DT	99	Penn State	12/6	2010
Johnson, Keyshawn	WR	19	Southern California	16/16	2006

# ALL-TIME ALPHABETICAL ROSTER

Johnson, Landon	LB	54, 59	Purdue	25/3	2008-2009
Johnson, Leonard	CB	23	Iowa State	10/0	2016
Johnston, Clay	LB	57	Baylor	8/0	2020-2021
Jones, Clarence	T	75	Maryland	27/27	1999-2000
Jones, Colin	S	42	Texas Christian	114/14	2012-2019
Jones, DaQuan	DT	90	Penn State	17/17	2021
Jones, Deion	LB	40	LSU	13/3	2023
Jones, Dontá	LB	54	Nebraska	16/0	1999
Jones, Ernest	LB	59	Oregon	20/0	1998-1999
Jones, Kobe	DE	91	Mississippi State	1/0	2022
Jones, Mark	WR	84	Tennessee	16/0	2008
Jones, Reggie	WR	81	Louisiana State	1/0	1995
Jordan, Michael	G	73	Ohio State	12/11	2021
Jordan, Omari	DT	91	Buffalo	5/0	2004
Jordan, Leander	G	76	Indiana (PA)	13/5	2001-2002
<b>K</b>					
Kaaya, Brad	QB	8	Miami (FL)	0/0	2017
Kadela, Dave	T	61	Virginia Tech	1/0	2004-2006
Kalil, Matt	T	75	Southern California	16/16	2017-2018
Kalil, Ryan	C	65, 67	Southern California	148/145	2007-2017
Kamara, Azur	DE	54	Kansas	0/0	2021
Kasay, John	K	4	Georgia	221/0	1995-2010
Kaskey, Matt	T	63	Dartmouth	1/0	2019-2020
Kearse, Frank	DT	99	Alabama A&M	14/8	2011-2012
Keiser, Thomas	DE	98	Stanford	12/0	2011-2012
Kemoeatu, Maake	DT	99	Utah	46/40	2006-2009
Kerr, Zach	DT	92	Delaware	13/4	2020
Killings, Cedric	DT	91	Carson-Newman	4/0	2001
Kinchen, Brian	TE	88	Louisiana State	32/0	1999-2000
King, Jeff	TE	87, 47	Virginia Tech	76/62	2006-2010
King, Sean	DE	96	NE Louisiana	39/2	1995-1998
King, Tavarres	WR	12	Georgia	0/0	2013
Kirkwood, Keith	WR	18	Temple	4/0	2020-2021
Klein, A.J.	LB	56	Iowa State	60/23	2013-2016
Kragen, Greg	NT	71	Utah State	48/46	1995-1997
Kubiak, Jim	QB	9	Navy	0/0	1996
Kuechly, Luke	LB	59	Boston College	118/118	2012-2019
Kugbila, Edmund	G	71	Valdosta State	0/0	2013-2014
Kunaszyk, Jordan	LB	43	California	9/0	2019
Kunalic, Adi	K	5	Nebraska	0/0	2011
Kyle, Jason	LS	56	Arizona State	128/0	2001-2008
<b>L</b>					
Lacina, Corbin	G	64	Augustana	10/10	1998
LaFell, Brandon	WR	11	Louisiana State	60/36	2010-2013
Landri, Derek	DT	61	Notre Dame	16/16	2009-2010
Lane, Fred	RB	32	Lane College	42/23	1997-1999
Larkin, Austin	DE	96	Purdue	9/0	2020-2021
Larsen, Tyler	C	69	Utah State	68/18	2016-2020
Lathon, Lamar	LB	57	Houston	48/48	1995-1998
Ledford, Dwayne	G	74	East Carolina	0/0	2001
Lee, Andy	P	8	Pittsburgh	9/0	2016
Lee, Ricky	OL	61	North Carolina A&T	6/0	2023
LeFors, Stefan	QB	3	Louisville	0/0	2005
Leonard, Louis	DT	94	Fresno State	4/1	2009-2010
Lester, Robert	S	38	Alabama	13/4	2013-2014
Lewis, Damione	DT	92	Miami (FL)	62/36	2006-2009
Lewis, Keith	S	39	Oregon	0/0	2009
Lewis, Jeff	QB	8	Northern Arizona	7/0	1999-2000
Little, Greg	T	74	Mississippi	14/6	2019-2020
Littleton, Cory	LB	55	Washington	15/7	2022
Lloyd, Greg	LB	95	Fort Valley State	16/14	1998
Lloyd, Rhys	K	5, 8	Minnesota	48/0	2007-2009, 2010

# ALL-TIME ALPHABETICAL ROSTER

Lofton, Steve	CB	27, 29	Texas A&M	36/12	1995-96; 1998-99
Long Jr., David	CB	20	Michigan	3/1	2023
Lotulelei, Star	DT	98	Utah	76/75	2013-2017
Love, Kyle	DT	61, 93, 77	Mississippi State	72/7	2014-15; 2016-19
Love, Sean	G	79	Penn State	11/1	1995
Lucas, Al	DT	71	Troy State	20/0	2000-2001
Lucas, Ken	CB	23, 21	Mississippi	60/59	2005-2008
Luke, Cole	CB	32	Notre Dame	8/0	2017-2019
Luton, Jake	QB	16	Oregon State	0/0	2023
Luvu, Frankie	LB	49	Washington State	48/35	2021-2023
Lundblade, Brad	C	64	Oklahoma State	1/0	2019
Lytle, Matt	QB	9	Pittsburgh	3/1	2000-2001
<b>M</b>					
Mahon, Brendan	G	63	Penn State	4/0	2018
Mangum, Kris	TE	86	Mississippi	126/61	1997-2006
Manhertz, Chris	TE	82	Canisius	67/26	2016-2020
Manning, Ilm	OL	73	Hawaii	0/0	2023
Manning, Jr., Ricky	CB	24	UCLA	48/26	2003-2005
Manuel, Marquand	S	36	Florida	16/2	2007
Mare, Olindo	K	10	Syracuse	16/0	2011
Marlowe, Dean	S	29	James Madison	5/0	2015-2016
Marrow, Mitch	DL	68	Pennsylvania	0/0	1998
Marshall, Richard	CB	31	Fresno State	80/46	2006-2010
Marshall Jr. Terrace	WR	88	Louisiana State	36/16	2021-2023
Martin, Charly	WR	83	West Texas A&M	8/0	2009-2010
Martin, Emerson	G	78	Hampton (VA)	2/1	1995
Martin, Kamal	LB	47	Minnesota	6/1	2021
Martin, Sherrod	S	23	Troy	59/36	2009-2012
Mathis, Evan	G	71	Alabama	25/15	2005-2007
Matthews, Jordan	TE	85	Vanderbilt	1/0	2023
Matthews, Kevin	C	60	Texas A&M	0/0	2014
Matthews, Shane	QB	9	Florida	0/0	1997-1998
Maumau, Viliami	DT	79	Colorado	1/0	1999
Maxie, Brett	S	39	Texas Southern	29/29	1995-1996
Mayfield, Baker	QB	6	Oklahoma	7/6	2022
Mayo, David	LB	55	Texas State	59/4	2015-2018
Mays, Cade	OL	64, 68	Tennessee	27/7	2022-2023
McCadam, Kevin	S	25	Virginia Tech	16/0	2006
McCaffrey, Christian	RB	22	Stanford	64/58	2017-2022
McClain, Robert	CB	36, 27	Connecticut	30/8	2010; 2015-2016
McClain, Terrell	DT	97	South Florida	12/12	2011
McCall, Marquan	DT	78	Kentucky	16/0	2022
McCloud, Ray-Ray	WR	14	Clemson	6/0	2019
McClover, Stanley	DE	74	Auburn	13/0	2006-2007
McCown, Josh	QB	12	Sam Houston State	3/0	2008-2009
McCoy, Gerald	DT	93	Oklahoma	16/16	2019
McCray, Justin	OL	64	Central Florida	4/2	2023
McCree, Marlon	S	27	Kentucky	16/15	2005
McDaniel, Emmanuel	CB	26, 25	East Carolina	18/5	1996; 2002
McDowell, Bubba	S	25	Miami (FL)	16/3	1995
McGee, Stacy	DE	91	Oklahoma	4/0	2019
McGill, Lenny	CB	22	Arizona State	10/0	1998
McGhin, Garrett	T	76	East Carolina	2/0	2019
McKinley, Alvin	DT	99	Mississippi State	7/0	2000-2001
McKyer, Tim	CB	22	Texas-Arlington	16/16	1995
McNutt, Marvin	WR	15	Iowa	1/0	2013
Means, Natrone	RB	20	North Carolina	1/0	2000
Medlock, Justin	K	6	UCLA	10/0	2012
Melvin, Rashaan	CB	29	Northern Illinois	10/3	2021
Metcalf, Eric	WR	82	Texas	16/1	1999
Metzelaars, Pete	TE	88	Wabash	14/14	1995
Michel, Marken	WR	83	Massachusetts	2/0	2020
Mikell, Quintin	S	27	Boise State	14/12	2013



# ALL-TIME ALPHABETICAL ROSTER

Miller, Christian	DE	50	Alabama	7/0	2019
Miller, Horace	LB	55	Texas-El Paso	0/0	2014
Miller, John	G	67	Louisville	24/24	2020-2021
Miller, Les	DE	69	Fort Hays State	45/19	1996-1998
Mills, Ernie	WR	89	Florida	10/5	1997
Mills, Sam	LB	51	Montclair State	48/48	1995-1997
Milem, John	DE	91	Lenoir-Rhyne	2/0	2001
Miley, Arthur	DE	71	Southern	0/0	2015
Mingo, Jonathan	WR	15	Mississippi	15/14	2023
Minor, Kory	LB	52, 59	Notre Dame	30/2	1999-2002
Minter, Mike	S	30	Nebraska	148/141	1997-2006
Mitchell, Jeff	C	60	Florida	78/78	2001-2005
Mitchell, Mike	S	21	Ohio	15/14	2013
Moncrief, Donte	WR	19	Mississippi	3/0	2019
Montgomery, Joe	RB	33	Ohio State	3/0	2002
Montgomery, Will	G	66	Virginia Tech	6/4	2006
Moore, Casey	FB	33	Stanford	0/0	2003
Moore, D.J.	CB	20	Vanderbilt	2/0	2013
Moore, Derrick	RB	20	Northeastern State	13/10	1995
Moore, DJ	WR	12, 2	Maryland	80/73	2018-2022
Moore, Kenny	WR	81	Wake Forest	12/1	2008-2009
Moore, Matt	QB	3	Oregon State	22/13	2007-2010
Moore, Zach	DE	77	Concordia-St. Paul	0/0	2017
Moorehead, Kindal	DT	94	Alabama	75/13	2003-2007
Morris, Chris	C	63	Michigan State	4/0	2010
Morabito, Tim	DT	95, 90	Boston College	48/37	1997-2000
Morgan, Dan	LB	55	Miami	59/59	2001-2007
Morton, Christian	CB	35	Illinois	7/2	2006
Mosby, Arron	LB	46	Fresno State	3/0	2022
<b>Moton, Taylor</b>	T	72	<b>Western Michigan</b>	<b>115/99</b>	<b>2017-2023</b>
Muhammad, Muhsin	WR	87	Michigan State	155/141	1996-2004, 2008-2009
Mullen, Roderick	DB	28	Grambling State	15/0	1999
Munnerlyn, Captain	CB	41	South Carolina	107/55	2009-2013, 2017-2018
Murphy, Louis	WR	83	Florida	16/5	2012
<b>N</b>					
Naanee, Legedu	WR	17	Boise State	15/10	2011
Nakamura, Haruki	S	43	Cincinnati	13/13	2012
Navies, Hannibal	LB	53	Colorado	39/15	1999-2002
Neblett, Andre	DT	68	Temple	30/7	2010-2012
Nedney, Joe	PK	6	San Jose State	12/0	2000
Nelson, Bruce	C	72	Iowa	15/1	2003-2004
Nelson, Jonathan	S	37	Oklahoma	2/1	2011
Nesbit, Jamar	C/G	63	South Carolina	53/45	1999-2002
Ness, Nate	CB	40	Arizona	0/0	2012
Newhouse, Marshall	T	71	Texas Christian	11/2	2018
Newton, Cam J.	QB	1	Auburn	133/129	2011-19; 2021
Newton, Cam L.	S	29	Furman	0/0	2006
Newton, Nate	G	73	Florida A&M	7/0	1999
Nixon, Daviyon	DT	94	Iowa	14/0	2021-2022
Norman, Josh	CB	24, 6	Coastal Carolina	55/39	2012-2015, 2022
Norris, Jared	LB	52	Utah	28/0	2016-2018
Nortman, Brad	P	8	Wisconsin	64/0	2012-2015
Norwell, Andrew	G	68	Ohio State	55/54	2014-2017
Norwood, Eric	DE	92	South Carolina	28/0	2010-2011
Norwood, Kevin	WR	81	Alabama	1/0	2015
Null, Keith	QB	9	West Texas A&M	0/0	2010
Nunley, Jeremy	DE	99	Alabama	0/0	1995
Nwagbuo, Ogemdi	DT	78	Michigan State	4/1	2011
<b>O</b>					
Obada, Efe	DE	94	none	42/1	2018-2020

# ALL-TIME ALPHABETICAL ROSTER

O'Brien, Kitt	T	77	Ball State	0/0	2019
Ogbonnaya, Chris	RB	26	Texas	5/0	2014
Oher, Michael	T	73	Mississippi	19/19	2015-2016
Okung, Russell	T	76	Oklahoma State	7/7	2020
Oliver, Winslow	RB	20	New Mexico State	38/0	1996-1998
Olsen, Greg	TE	88	Miami (FL)	133/123	2011-2019
Olson, Drew	QB	9	UCLA	0/0	2007
Onatolu, Kenny	LB	56	Nebraska-Omaha	4/0	2012
Omiyale, Frank	T	76	Tennessee Tech	10/1	2007-2008
Orr, Chris	LB	45	Wisconsin	3/0	2020
Otah, Jeff	T	79	Pittsburgh	29/29	2008-2011

## P

Palardy, Michael	P	5	Tennessee	55/0	2016-2019
Paradis, Matt	C	61	Boise State	41/41	2019-2021
Parker, Aaron	WR	19	Rhode Island	1/0	2021
Parker, AJ	DB	37	Kansas State	1/0	2023
Parker, Billy	S	27	William and Mary	0/0	2005
Parker, J'Vonne	DT	98	Rutgers	1/0	2008
Parker, Ron	CB	25	Newberry College (SC)	3/0	2012
Parms, Damian	S	45	Florida Atlantic	0/0	2018-2019
Paysinger, Spencer	LB	56	Oregon	3/0	2017
Peete, Rodney	QB	9	Southern California	16/15	2002-2004
Peppers, Julius	DE	90	North Carolina	138/125	2002-2009; 2017-2018
Peter, Jason	DE	97	Nebraska	38/20	1998-2001
Peters, Scott	G	64	Arizona State	0/0	2006
Peterson, Andrew	G	60	Washington	4/2	1995
Petitti, Rob	T	64	Pittsburgh	5/0	2009, 2010
Phenix, Perry	S	20	So. Mississippi	2/0	2001
Phillion, Ed	NT	90	Ferris State	0/0	1996
Phillips, Jason	LB	53	Texas Christian	20/2	2011-2012
Philyaw, Dino	RB	34, 32	Oregon	10/0	1995-1996
Pieri, Damon	S	29, 27	San Diego State	32/1	1995-1997
Pike, Tony	QB	16	Cincinnati	1/0	2010
Pilares, Kealoha	WR	81	Hawaii	20/0	2011-2013
<b>Piñeiro Eddy</b>	<b>K</b>	<b>4</b>	<b>Florida</b>	<b>32/0</b>	<b>2022-2023</b>
Pinkney, Cleveland	DT	62	South Carolina	2/0	2004
Pittman, Kavika	DE	92	McNeese State	2/0	2003-2004
Poe, Dontari	DT	95	Memphis	27/26	2018-2019
Pollak, Mike	G	74	Arizona State	1/0	2012
Poole, Tauren	RB	33, 27	Tennessee	1/0	2012; 2014
Poole, Tyrone	CB	38	Fort Valley State	47/44	1995-1997
Posey, Jeff	LB	90	Southern Mississippi	4/0	2001
Presley, De'Andre	WR	10	Appalachian State	4/0	2014
Presley, DeMario	DT	61	North Carolina State	1/0	2011
Price, Shawn	DE	92	Pacific	16/0	1995
Pride Jr., Troy	CB	25	Notre Dame	14/8	2020-21
Proehl, Ricky	WR	81	Wake Forest	48/5	2003-2005
Pugh, Jordan	S	29	Texas A&M	27/3	2010-2011

## R

Rasby, Walter	TE	89, 88	Wake Forest	39/5	1995-1997
Rasmussen, Kemp	DE	97	Indiana	50/0	2002-2005
Ray, LaBryan	DT	93	Alabama	17/1	2023
Raybon, Israel	DE	92	North Alabama	9/0	1997
Reaves, Darrin	RB	36	Alabama-Birmingham	6/1	2014
Reddick, Haason	OLB	43	Temple	16/16	2021
Reddick, Kevin	LB	52	North Carolina	3/0	2014
Redmon, Anthony	G	61	Auburn	25/19	1998-1999
Reed, Chris	OL	64	Minn. St.-Mankato	17/14	2019-2020
Reed, Michael	CB	45, 31	Boston College	3/0	1995-1996
Regis, Micanor	DT	72	Miami (FL)	0/0	2014
Reich, Frank	QB	14	Maryland	3/3	1995

# ALL-TIME ALPHABETICAL ROSTER

Reid, Eric	S	25	Louisiana State	29/29	2018-2019
Reid, Spencer	LB	54	Brigham Young	16/0	1998
Remmers, Mike	T	74	Oregon State	37/37	2014-2016
Reyes, Tutan	T/G	76	Mississippi	30/28	2002-2005
<b>Ricci, Giovanni</b>	<b>FB/TE</b>	<b>45</b>	<b>Western Michigan</b>	<b>36/4</b>	<b>2021-2023</b>
Richardson, Damien	S	39	Arizona State	77/10	1998-2004
Rigsbee, Jordan	T	64	California	0/0	2016
Roberts, Andre	WR	18	The Citadel	3/0	2022
Roberts, Seth	WR	15	West Alabama	7/1	2020
Robertson, Jamal	RB	22	Ohio Northern	12/0	2004-2005
Robinson, Corey	T	77	South Carolina	2/0	2018
Robinson, Duke	G	72	Oklahoma	0/0	2009-2010
Robinson, Eugene	S	41	Colgate	16/16	2000
Robinson, Kenny	S	27	West Virginia	19/1	2020-2021
<b>Robinson, Jammie</b>	<b>S</b>	<b>22</b>	<b>Florida State</b>	<b>15/2</b>	<b>2023</b>
Robinson, Ryne	WR	10	Miami (OH)	16/0	2007-2008
Rodenhauser, Mark	C	63	Illinois State	48/0	1995-1997
Rosario, Dante	TE	88	Oregon	62/22	2007-2010
Ross, Fred	WR	2	Mississippi State	0/0	2017
Ross, Micah	WR	11	Jacksonville	10/0	2004
Roy, Bravvion	DT	93	Baylor	45/15	2020-2022
Royal, Andre	LB	58	Alabama	44/13	1995-1997
Rucker, Mike	DE	93	Nebraska	139/106	1999-2007
Russell, Anderson	S	40	Ohio State	3/0	2012
Rutherford, Rod	QB	12	Pittsburgh	0/0	2004
<b>S</b>					
Saleh, Tarek	LB	94, 92	Wisconsin	14/1	1997-1998
Salley, Nate	S	33, 25	Ohio State	24/0	2006-2008
Samuel, Curtis	WR	10	Ohio State	53/32	2017-2020
Samp, Chris	WR	85	Winona State	0/0	2006
Sanchez, Zack	CB	31	Oklahoma	5/1	2016
<b>Sanders, Miles</b>	<b>RB</b>	<b>6</b>	<b>Penn State</b>	<b>16/5</b>	<b>2023</b>
Santoso, Ryan	K	9	Minnesota	1/0	2021
Sasa, Don	DE	98	Washington State	2/0	1997-1998
Saunders, C.J.	WR	15, 81	Ohio State	2/0	2021
Sauerbrun, Todd	P	10	West Virginia	64/0	2001-2004
Scarlett, Jordan	RB	20	Florida	9/0	2019
Schofield, Michael	T	75	Michigan	11/3	2020
Schwartz, Geoff	T/G	74	Oregon	32/19	2009-2011
Scifres, Steve	G	72	Wyoming	1/0	1998
Scott, Chris	G	75, 79	Tennessee	43/12	2013-2016
Scott, Trent	T	68	Grambling State	28/9	2020-2021
Scurlock, Mike	S	38	Arizona	14/0	1999
Seals, Ray	DE	99	none	14/7	1997
Searcy, Da'Norris	S	21	North Carolina	2/2	2018
Seidman, Mike	TE	82	UCLA	43/15	2003-2006
Selvie, George	DE	90	South Florida	4/0	2011
Senn, Jordan	LB	57	Portland State	66/7	2009-2013
Senters, Mike	CB	47	Northwestern	0/0	1995
Seward, Adam	LB	59	UNLV	40/2	2005-2008
Seymour, Kevon	CB	27	Southern California	16/2	2017-2018
Sharpe, David	OL	74	Florida	8/0	2023
Shaw, Tim	LB	97	Penn State	14/0	2007
Shelton, Eric	RB	35, 32	Louisville	9/0	2005-2006
<b>Shenault Jr., Laviska</b>	<b>WR</b>	<b>15, 5</b>	<b>Colorado</b>	<b>21/5</b>	<b>2023</b>
Shepard, Russell	WR	19	Louisiana State	15/3	2017
Shirley, Jason	DT	71	Fresno State	4/0	2011
Shiver, Clay	G	60	Florida State	0/0	1999
Shockey, Jeremy	TE	80	Miami (FL)	15/13	2011
Short, Brandon	LB	53	Penn State	32/17	2004-2005
Short, Kawann	DT	99	Purdue	99/76	2013-2020
Siglar, Ricky	T	75	San Jose State	1/0	1998
Silatolu, Amini	G/T	61, 66, 65	Midwestern State	54/37	2012-2015;

# ALL-TIME ALPHABETICAL ROSTER

Simmons, Terrance	DT	59	Alabama State	2/0	2017-2018
Simonson, Scott	TE	80	Assumption	14/1	2002
Skrepenak, Greg	G	75	Michigan	32/32	2015-2017
Slade, Chris	DE	50	Virginia	15/0	1996-1997
Slye, Joey	K	4	Virginia Tech	32/0	2001
Smart, Rod	RB	32	Western Kentucky	47/0	2019-2020
Smith, Andre	LB	57	North Carolina	19/0	2002-2005
Smith, Armond	RB	36	Union College (KY)	9/0	2018-2019
Smith, Brandon	LB	40	Penn State	12/1	2012-2013
Smith, Chuck	DE	91	Tennessee	2/2	2022
Smith, D.J.	LB	52	Appalachian State	1/0	2000
Smith, Fernando	DE	71	Jackson State	0/0	2014
Smith, Kelvin	LB	56, 46	Syracuse	3/0	2002
Smith, Lamar	RB	26	Houston	11/11	2009
Smith, Marquette	RB	22	Central Florida	0/0	2002
Smith, Rod	CB	21, 31	Notre Dame	46/10	1996-1997
Smith, Rodney	RB	35, 20	Minnesota	9/1	1995-1998
Smith, Shi	WR	12	South Carolina	23/6	2018-2021
Smith, Steve	WR	89	Utah	182/161	2021-2022
Smith, Tony	RB	28	Southern Miss	0/0	2001-2013
Smith, Torrey	WR	11	Maryland	11/6	1995
Smith-Marssette, Ihmir	WR	11	Iowa	17/0	2018
Snead IV, Willie	WR	83	Ball State	2/0	2023
Soliai, Paul	DT	90	Utah	10/1	2021
Southward, Dezmen	S	37	Wisconsin	1/0	2016
St. Pierre, Brian	QB	6	Boston College	1/1	2017
Stanford, Julian	LB	50	Wagner	33/0	2010
Stanford, R.J.	CB	35, 25	Utah	12/0	2020-2021
Stark, Rohn	P	3	Florida State	16/0	2010-2011
Stevens, Tommy	QB	15	Mississippi State	1/0	1996
Steussie, Todd	T	75	California	48/48	2020
Stewart, Jonathan	RB	28	Oregon	131/64	2001-2003
Stewart, Todd	T	70	California	0/0	2008-2017
Stoltenberg, Bryan	C/G	67	Colorado	38/18	1997
Stone, Dwight	WR	80	Middle Tennessee State	64/0	1998-2000
Strachan, Mike	WR	86	Charleston (WV)	4/1	1995-1998
Strait, Derrick	CB	22	Oklahoma	2/0	2023
Stuber, Tim	G	62	Colorado State	0/0	2006
<b>Sullivan, Stephen</b>	<b>TE</b>	<b>84</b>	<b>Louisiana State</b>	<b>29/0</b>	<b>2002</b>
Sutter, Ryan	S	35	Colorado	1/0	2021-2023
Sutton, Tyrell	RB	22	Northwestern	16/1	1998
Swann, Eric	DT	98	none	16/3	2009-2010
Swift, Michael	CB	26	Austin Peay State	15/0	2000
<b>T</b>					
Tatum, Kinnon	LB	50	Notre Dame	31/0	1998-1998
Taves, Josh	DE	91	Northeastern	5/0	2002
Taylor (formerly Glanton), Adarius	LB	57	Florida Atlantic	23/4	2014-2020
Taylor, Hilee	DE	66, 97	North Carolina	16/0	2008-2010
Taylor Jr. Keith	CB	28	Washington	34/5	2021-2022
Taylor, Travis	WR	19	Florida	0/0	2007
Teal, Quinton	S	28, 26	Coastal Carolina	44/4	2007-2009
Tecklenburg, Sam	C	71, 68	Baylor	17/1	2020-2021
Teeter, Mike	DT	91	Michigan	0/0	1995
Terrell, Pat	S	40	Notre Dame	48/34	1995-1997
Terry, Chris	T	70	Georgia	57/57	1999-2002
Terry, Rick	DT/DE	71	North Carolina	15/3	1998-1999
Testaverde, Vinny	QB	16	Miami (FL)	7/6	2007
Theus, John	T	74	Georgia	0/0	2017
Thielen, Adam	WR	19	Minnesota State	17/17	2023
Thomas, Blair	RB	31	Penn State	7/0	1995
Thomas, Devin	WR	80	Michigan State	1/0	2010
Thomas, Hollis	DT	75	Northern Illinois	13/13	2009

# ALL-TIME ALPHABETICAL ROSTER

<b>Thomas, Ian</b>	TE	80	<b>Indiana</b>	94/52	<b>2018-2023</b>
Thomas, Josh	CB	22	Buffalo	38/10	2011-2013
Thomas, Mark	DE	95	North Carolina State	22/0	1995-1996
Thomas-Oliver, Stantley	CB	23	Florida International	25/0	2020-2022
Thompson, Colin	TE	86	Temple	26/6	2020-2021
<b>Thompson, Shaq</b>	LB	<b>54, 7</b>	<b>Washington</b>	<b>119/108</b>	<b>2015-2023</b>
Thurman, Nick	DE	91	Houston	17/0	2023
Throckmorton, Calvin	OL	76	Oregon	9/7	2023
Tillman, Charles	CB	31	Louisiana-Lafayette	12/12	2015
Tillman, Lawyer	TE	85	Auburn	5/0	1995
Tillman, Travares	S	42	Georgia Tech	13/1	2003-2004
Tolbert, Mike	FB	35	Coastal Carolina	72/29	2012-2016
Tolhurst, Ryan	WR	3	Richmond	0/0	2002
Toth, Brett	OL	64	Army	3/1	2023
Tovar, Steve	LB	55	Ohio State	16/6	1999
Towns, Lester	LB	57	Washington	55/30	2000-2003
<b>Tremble, Tommy</b>	TE	<b>82</b>	<b>Notre Dame</b>	<b>49/23</b>	<b>2021-2023</b>
Trudeau, Jack	QB	10	Illinois	1/0	1995
Tuaolo, Esera	DT	98	Oregon State	12/0	1999
Tucker, Syii	TE	89	Miami	0/0	1996
Tufts, Sean	LB	57	Colorado	15/0	2004-2005
Tuioti-Mariner, Jacob	LB	48	UCLA	0/0	2021
Turnbull, Renaldo	LB	97	West Virginia	16/2	1997
Turner, Nate	FB	32	Nebraska	2/0	1995
Turner, Jim	WR	15, 80	Syracuse	0/0	1998-2001
Turner, Trai	G	70	Louisiana State	84/80	2014-2019
Tuten, Melvin	T	73	Syracuse	32/8	2000-2003
Tuttle, Shy	DT	99	Tennessee	17/17	2023
Tyler, Tank	DT	93	North Carolina State	6/0	2009
Tylski, Rich	G	65	Utah State	16/1	2004
<b>U</b>					
Uwaezuoke, Iheanyi	WR	89	California	11/2	2000
<b>V</b>					
Vaeao, Destiny	Dt	75	Washington State	0/0	2019
Van Roten, Greg	G/C	73	Penn	37/27	2017-2019
Vaughan, Josh	RB	32	Richmond	10/0	2010-2011
Veland, Tony	S	36	Nebraska	15/5	1998
Velasco, Fernando	G/C	75, 61	Georgia	23/8	2014-2015
Vilain, Luiji	LB	43	Michigan	1/0	2023
Villa, Danny	LS	72	Arizona State	7/0	1998
Vincent, Keydrick	G	68	Mississippi	30/30	2008-2009
<b>W</b>					
Wahle, Mike	G	68	Navy	45/45	2005-2007
Walker, Darwin	DT	93	Tennessee	10/2	2008
Walker, PJ	QB	6, 11	Temple	15/7	2020-2022
Wallace, Al	DE	96	Maryland	80/10	2002-2006
Walls, Wesley	TE	85	Mississippi	98/96	1996-2002
Walter, Ken	P	13	Kent State	64/0	1997-2000
Washington, TJ	T	62	Virginia Tech	0/0	2001
Weatherly, Stephen	DE	91	Vanderbilt	9/9	2020
Webb, Joe	QB	14	Alabama-Birmingham	37/0	2014-2016
Webb, R.J.	WR	17	Furman	0/0	2013
Webb, Sam	DB	27	Missouri Western State	1/0	2023
Webster, Larry	DE	75	Bloomsburg	1/0	2016
Wegher, Brandon	RB	32	Morningside College	1/0	2015
Weinke, Chris	QB	16	Florida State	27/19	2001-2006
Wells, Dean	LB	95	Kentucky	45/27	1999-2001
Wells, Reggie	T	78	Clarion (PA)	5/0	2011
Wendell, Ryan	C	62	Fresno State	1/0	2016
Wesley, Dante	CB	29, 21, 23	Arkansas-Pine Bluff	91/2	2002-2005; 2007-2009
Wharton, Travelle	T/G	70	South Carolina	115/111	2004-2011; 2013

# ALL-TIME ALPHABETICAL ROSTER

Wheeler, Leonard	CB	37	Troy State	16/0	1998-1999
White, DeAndrew	WR	16	Alabama	10/0	2019
White, Melvin	CB	23	Louisiana-Lafayette	30/17	2013-2014
White, Reggie	DE	92	Tennessee	16/16	2000
Whitehead, Tahir	LB	52	Temple	14/9	2020
Whitley, Curtis	C	64	Clemson	27/24	1995-1996
Whitley, James	S	35	Michigan	0/0	2004
Whittaker, Fozzy	RB	43	Texas	53/2	2014-2018
Wiggins, Brian	WR	16, 84	Texas Southern	0/0	1995
Wiggins, Jermaine	TE	84	Georgia	27/12	2002-2003
Wilds, Garnell	CB	38	Virginia Tech	3/0	2005
Wiley, Chuck	DE	99	Louisiana State	16/16	1998-1999
Williams, Brandon	TE	86	Oregon	25/0	2013-2015
Williams, Daryl	T	60	Oklahoma	56/41	2015-2019
Williams, DeAngelo	RB	34	Memphis	117/82	2006-2014
Williams, DeShawn	DE	96	Clemson	16/10	2023
Williams, Garry	T/G	65	Kentucky	41/21	2009-2014
Williams, Gerald	DE	98	Auburn	37/35	1995-1997
Williams, Jamar	LB	53	Arizona State	3/0	2010
Williams, Jason	LB	54	Western Illinois	45/4	2010-2011; 2012; 2013-2014
Williams, Jay	DE	96	Wake Forest	32/27	2000-2001
Williams, Louis	G	66	Louisiana State	2/0	2001-2002
Williams, Preston	WR	85	Colorado State	1/0	2022
Williams, Shaun	S	36	UCLA	12/12	2006
Williams, Teddy	CB	21	Texas-San Antonio	19/0	2015-2017
Williams, Thomas	LB	94, 56	Southern California	7/2	2010-2011
Williams, Zack	C/G	64	Washington State	1/0	2011-2012
Willig, Matt	T	71	Southern California	29/9	2003-2004
Wilson, C.J.	S/CB	27	Baylor	23/0	2007-2010
Wilson, Damien	LB	57	Minnesota	17/5	2022
Wilson, Gillis	DE	60, 92	Southern	5/0	2000-2001
Wilson, Jamie	T	73	Marshall	0/0	1997
Wilson, Kion	LB	91	South Florida	5/0	2011
Wilson, Ramik	LB	52	Georgia	0/0	2019
Winslow, Ryan	P	10	Pittsburgh	2/0	2021
Witherspoon, Will	LB	54	Georgia	62/55	2002-2005
Witzmann, Bryan	T	76	South Dakota State	2/0	2019
Woodall, Lee	LB	54	West Chester	16/16	2000
<b>Woods, Xavier</b>	S	25	<b>Louisiana Tech</b>	<b>29/29</b>	<b>2022-2023</b>
<b>Wooten, Chandler</b>	LB	50	<b>Auburn</b>	<b>17/0</b>	<b>2022-2023</b>
Workman, Vince	RB	34	Ohio State	9/0	1995
Worley, Daryl	CB	26	West Virginia	31/25	2016-2017
Wormley, Chris	DL	71	Michigan	5/0	2023
Wright, Jarius	WR	13	Arkansas	32/15	2018-2019
Wright, Wallace	WR	15	North Carolina	0/0	2010
<b>Y</b>					
Yankey, David	G	61	Stanford	6/0	2016-2017
Yeboah-Kodie, Phil	LB	59	Penn State	0/0	1995
Young, Lou	CB	22, 25	Georgia Tech	6/0	2015-2016
Young, Bryce	QB	9	Alabama	16/16	2023
Young, Walter	WR	83	Illinois	7/0	2003
<b>Z</b>					
Zavala, Chandler	OL	62	NC State	10/7	2023
Zgonina, Jeff	NT	90	Purdue	2/0	1995
Ziemba, Lee	T	75	Auburn	6/0	2011-2012
Zordich, Michael	FB	39	Penn State	0/0	2013
<b>Zylstra, Brandon</b>	<b>WR</b>	<b>11, 16</b>	<b>Concordia</b>	<b>37/5</b>	<b>2019-2021</b>

*For inclusion, a player must be on the active 53-man roster for a minimum of one game or on IR for a minimum of six games*

# ALL-TIME ALPHABETICAL ROSTER

Workman, Vince	RB	34	Ohio State	9/0	1995
Worley, Daryl	CB	26	West Virginia	31/25	2016-2017
<b>Wright, Derek</b>	<b>WR</b>	<b>83</b>	<b>Utah State</b>	<b>0/0</b>	<b>2022</b>
Wright, Jarius	WR	13	Arkansas	32/15	2018-2019
Wright, Wallace	WR	15	North Carolina	0/0	2010
<b>Y</b>					
Yankey, David	G	61	Stanford	6/0	2016-2017
Yeboah-Kodie, Phil	LB	59	Penn State	0/0	1995
Young, Lou	CB	22, 25	Georgia Tech	6/0	2015-2016
Young, Walter	WR	83	Illinois	7/0	2003
<b>Z</b>					
Zgonina, Jeff	NT	90	Purdue	2/0	1995
Ziemba, Lee	T	75	Auburn	6/0	2011-2012
Zordich, Michael	FB	39	Penn State	0/0	2013
Zylstra, Brandon	WR	11, 16	Concordia	37/5	2019-2021

*For inclusion, a player must be on the active 53-man roster for a minimum of one game or on IR for a minimum of six games*

# ALL-TIME NUMERICAL ROSTER

	NAME	POS	SCHOOL	GP/GS	YEARS
0	Brian Burns	OLB	Florida State	80/67	2019-2023
1	Newton, Cam J.	QB	Auburn	133/129	2011-2019; 2021
2	Ross, Fred	WR	Mississippi State	0/0	2017
	Craig, Dameyune	QB	Auburn	6/0	1998-2001
	Clausen, Jimmy	QB	Notre Dame	13/10	2010-2013
	Moore, DJ	WR	Maryland	80/73	2018-2022
3	Anderson, Derek	QB	Oregon State	25/4	2011-2017
	Anderson, Chosen	WR	Temple	39/37	2020-2022
	Blackshear, Raheem	RB	Virginia Tech	25/1	2022-2023
	Charlton, Joseph	P	South Carolina	21/0	2020-2021
	Cunningham, Richie	K	SW Louisiana	7/0	1999-2000
	Hajrullahu, Lirim	K	Western Ontario (Can.)	4/0	2021
	LeFors, Stefan	QB	Louisville	0/0	2005
	Moore, Matt	QB	Oregon State	22/13	2007-2010
	Stark, Rohn	P	Florida State	16/0	1996
	Tolhurst, Ryan	WR	Richmond	0/0	2002
	Grier, Will	QB	West Virginia	2/2	2019
	Gilbert, Garrett	QB	SMU	1/0	2017-2018
4	Carter Jr., Jermaine	LB	Maryland	65/30	2018-2021
	Catanzaro, Chandler	K	Clemson	4/0	2018
	Kasay, John	K	Georgia	221/0	1995-2010
	Pifeiro, Eddy	K	Florida	17/0	2022
	Slye, Joey	K	Virginia Tech	32/0	2019-2020
	Gilbert, Garrett	QB	SMU	1/0	2017-2018
5	Blanchard, Matt	QB	Wisconsin-Whitewater	0/0	2014
	Bridgewater, Teddy	QB	Louisville	15/15	2020
	Carter, Todd	K	Grand Valley State	1/0	2010
	Chandler, Jeff	K	Florida	2/0	2004
	Gonzalez, Zane	K	Arizona State	13/0	2021-2022
	Harbaugh, Jim	QB	Michigan	0/0	2001
	Hilbert, Jon	PK	Louisville	1/0	2002
	Hill, Efreem	WR	Samford	0/0	2005
	Kunalic, Adi	K	Nebraska	0/0	2011
	Palardy, Michael	P	Tennessee	55/0	2016-2019
	Shenault Jr., Laviska	WR	Colorado	21/4	2022-2023
	Lloyd, Rhys	K	Minnesota	48/0	2007-2009; 2010
6	Barnhardt, Tommy	P	North Carolina	16/0	1995
	Heinicke, Taylor	QB	Old Dominion	7/1	2018
	Mayfield, Baker	QB	Oklahoma	7/6	2022
	Medlock, Justin	K	UCLA	10/0	2012
	Nedney, Joe	PK	San Jose State	12/0	2000
	Norman, Josh	CB	Coastal Carolina	55/39	2012-2015; 2022
	Sanders, Miles	RB	Penn State	16/5	2023
	St. Pierre, Brian	QB	Boston College	1/1	2010
	Walker, PJ	QB	Temple	9/2	2020-2021
7	Allen, Kyle	QB	Houston	15/13	2018-2019
	Baker, Jason	P	Iowa	112/0	2005-2011
	Beuerlein, Steve	QB	Notre Dame	59/51	1996-2000
	Butker, Harrison	K	Georgia Tech	0/0	2017
	Hasselbeck, Tim	QB	Boston College	0/0	2002
	Clausen, Jimmy	QB	Notre Dame	13/10	2010-2013
	Grier, Will	QB	West Virginia	2/2	2019-2020
	Thompson, Shaq	LB	Washington	119/108	2015-2023
8	Carr, David	QB	Fresno State	6/4	2007
	Horn, Jaycee	CB	South Carolina	22/22	2022-2023
	Kaaya, Brad	QB	Miami (FL)	0/0	2017
	Lee, Andy	P	Pittsburgh	9/0	2016
	Lewis, Jeff	QB	Northern Arizona	7/0	1999-2000
	Nortman, Brad	P	Wisconsin	64/0	2012-2015
	Lloyd, Rhys	K	Minnesota	48/0	2007-2009; 2010
9	Corral, Matt	QB	Mississippi	0/0	2022
	Gano, Graham	K	Florida State	98/0	2012-2019
	Gilmore, Stephon	CB	South Carolina	8/3	2021
	Horn, Jaycee	CB	South Carolina	3/3	2021
	Kubiak, Jim	QB	Navy	0/0	1996
	Lytte, Matt	QB	Pittsburgh	3/1	2000-2001
	Matthews, Shane	QB	Florida	0/0	1997-1998
	Null, Keith	QB	West Texas A&M	0/0	2010
	Olson, Drew	QB	UCLA	0/0	2007
	Peete, Rodney	QB	Southern California	16/15	2002-2004
	Santos, Ryan	K	Minnesota	1/0	2021



# ALL-TIME NUMERICAL ROSTER

	Young, Bryce	QB	Alabama	16/16	2023
10	Edwards, Lachlan	P	Sam Houston State	10/0	2021
	Hekker, Johnny	WR	Oregon State	34/0	2022-2023
	Hood, Kerry	WR	South Carolina	0/0	2000
	Mare, Olindo	K	Syracuse	16/0	2011
	Presley, De'Andre	WR	Appalachian State	4/0	2014
	Robinson, Ryne	WR	Miami (OH)	16/0	2007-2008
	Samuel, Curtis	WR	Ohio State	53/32	2017-2020
	Sauerbrun, Todd	P	West Virginia	64/0	2001-2004
	Trudeau, Jack	QB	Illinois	1/0	1995
	Winslow, Ryan	P	Pittsburgh	2/0	2021
	Edwards, Armanti	WR	Appalachian State	39/0	2010-2013
	Brown, Corey	WR	Ohio State	43/22	2014-2016
11	Anderson, Chosen	WR	Temple	33/32	2020-2021
	Barker, Jay	QB	Alabama	0/0	1996
	Bersin, Brenton	WR	Wofford College	42/4	2014-2017
	Biddle, Taye	WR	Mississippi	2/0	2006
	Carter, Jason	WR	Texas A&M	0/0	2007-2008
	Feely, A.J.	QB	Oregon	0/0	2009
	Graham, Shayne	K	Virginia Tech	11/0	2002
	LaFell, Brandon	WR	Louisiana State	60/36	2010-2013
	Ross, Micah	WR	Jacksonville	10/0	2004
	Smith, Torrey	WR	Maryland	11/6	2018
	Smith-Marssette, Ihmir	WR	Iowa	17/0	2023
	Walker, PJ	QB	Temple	15/7	2020-2022
	Zylstra, Brandon	WR	Concordia	8/0	2019
12	Bono, Steve	QB	UCLA	2/0	1999
	Clay, Kaelin	WR	Utah	9/2	2017
	Collins, Kerry	QB	Penn State	45/42	1995-1998
	Fasani, Randy	QB	Stanford	4/1	2002
	Gettis, David	WR	Baylor	17/13	2010-2012
	Johnson, Charles	WR	Grand Valley State	0/0	2017
	King, Tavarres	WR	Georgia	0/0	2013
	McCown, Josh	QB	Sam Houston State	3/0	2008-2009
	Moore, DJ	WR	Maryland	63/56	2018-2021
	Rutherford, Rod	QB	Pittsburgh	0/0	2004
	Smith, Shi	WR	South Carolina	23/6	2021-2022
13	Benjamin, Kelvin	WR	Florida State	40/36	2014-2017
	Ericksen, Alex	WR	Wisconsin	17/0	2021
	Hill, Troy	CB	Oregon	16/3	2023
	Walter, Ken	P	Kent State	64/0	1997-2000
	Wright, Jarius	WR	Arkansas	32/15	2018-2019
14	Basanez, Brett	QB	Northwestern	1/0	2006-2007
	Cantwell, Hunter	QB	Louisville	0/0	2009
	Cooper, Pharoh	WR	South Carolina	16/1	2020
	Dalton, Andy	QB	TCU	3/1	2023
	Darnold, Sam	QB	Southern California	18/17	2021-2022
	Dortch, Greg	WR	Wake Forest	2/0	2019
	Frazier, Mose	WR	Memphis	2/0	2017-2018
	McCloud, Ray-Ray	WR	Clemson	6/0	2019
	Reich, Frank	QB	Maryland	3/3	1995
	Webb, Joe	QB	Alabama-Birmingham	37/0	2014-2016
	Edwards, Armanti	WR	Appalachian State	39/0	2010-2013
	Hankton, Karl	WR	Trinity College (IL)	104/1	2000-2006
15	Adams, Joe	WR	Arkansas	9/0	2012
	Henderson, CJ	CB	Florida	11/5	2021
	Hogan, Chris	WR	Monmouth	7/1	2019
	McNutt, Marvin	WR	Iowa	1/0	2013
	Mingo, Jonathan	WR	Mississippi	15/14	2023
	Roberts, Seth	WR	West Alabama	7/1	2020
	Saunders, C.J.	WR	Ohio State	2/0	2021
	Shenault, Laviska	WR	Colorado	13/4	2022
	Stevens, Tommy	QB	Mississippi State	1/0	2020
	Wright, Wallace	WR	North Carolina	0/0	2010
	Turner, Jim	WR	Syracuse	0/0	1998-2001
16	Davis, Josh	WR	Marshall	0/0	2007
	Eason, Jacob	QB	Washington	1/0	2022
	Pike, Tony	QB	Cincinnati	1/0	2010
	Testaverde, Vinny	QB	Miami (FL)	7/6	2007
	Weinke, Chris	QB	Florida State	27/19	2001-2006
	White, DeAndrew	WR	Alabama	10/0	2019

# ALL-TIME NUMERICAL ROSTER

	Brown, Corey	WR	Ohio State	43/22	2014-2016
	Craig, Dameyune	QB	Auburn	6/0	1998-2001
	Wiggins, Brian	WR	Texas Southern	0/0	1995
	Zylstra, Brandon	WR	Concordia	37/5	2020-2021
17	Barkley, Matt	QB	Southern California	0/0	2021
	Chark Jr., DJ	WR	LSU	15/11	2023
	Delhomme, Jake	QB	Louisiana-Lafayette	91/90	2003-2009
	Funcness, Devin	WR	Michigan	47/28	2015-2018
	Higgins, Rashard	WR	Colorado State	3/0	2022
	Jacquet, Nate	WR	San Diego State	0/0	2002
	Naanee, Legedu	WR	Boise State	15/10	2011
	Webb, R.J.	WR	Furman	0/0	2013
18	Byrd, Damiere	WR	South Carolina	17/3	2016-2018
	Carter, Drew	WR	Ohio State	33/9	2004-2007
	Hackett, D.J.	WR	Colorado	9/2	2008
	Kirkwood, Keith	WR	Temple	4/0	2020-2021
	Roberts, Andre	WR	The Citadel	3/0	2022
19	Ajirotutu, Seyi	WR	Fresno State	14/0	2011
	Ginn, Jr., Ted	WR	Ohio State	47/23	2013; 2015-2016
	Johnson, Keyshawn	WR	Southern California	16/16	2006
	Moncrief, Donte	WR	Mississippi	3/0	2019
	Parker, Aaron	WR	Rhode Island	1/0	2021
	Shepard, Russell	WR	Louisiana State	15/3	2017
	Taylor, Travis	WR	Florida	0/0	2007
	Thielen, Adam	WR	Minnesota State	17/17	2023
20	Burks, Dialleo	WR	Eastern Kentucky	1/0	1999-2000
	Abdullah, Ameer	RB	Nebraska	11/1	2021
	Anderson, C.J.	RB	California	9/1	2018
	Blackshear, Raheem	RB	Virginia Tech	13/1	2022
	Cason, Antoine	CB	Arizona	12/11	2014
	Coleman, Kurt	S	Ohio State	42/42	2015-2017
	Gamble, Chris	CB	Ohio State	123/117	2004-2012
	Griffin, Shaquill	CB	Central Florida	4/2	2023
	Long Jr., David	CB	Michigan	3/1	2023
	Means, Natrone	RB	North Carolina	1/0	2000
	Moore, D.J.	CB	Vanderbilt	2/0	2013
	Moore, Derrick	RB	Northeastern State	13/10	1995
	Oliver, Winslow	RB	New Mexico State	38/0	1996-1998
	Phenix, Perry	S	So. Mississippi	2/0	2001
	Scarlett, Jordan	RB	Florida	9/0	2019
	Smith, Rodney	RB	Minnesota	9/1	2020-2021
	Foster, DeShaun	RB	UCLA	63/40	2002-2007
21	Alexander, Gerald	S	Boise State	2/0	2010
	Biakabutuka, Tshimanga	RB	Michigan	50/35	1996-2001
	Chinn, Jeremy	S	Southern Illinois	54/50	2020-2023
	Cousin, Terry	CB	South Carolina	29/29	2002-2003
	DeCoud, Thomas	S	California	15/11	2014
	Hogan, Brandon	CB	West Virginia	3/0	2011-2012
	Mitchell, Mike	S	Ohio	15/14	2013
	Searcy, Da'Norris	S	North Carolina	2/2	2018
	Williams, Teddy	CB	Texas-San Antonio	19/0	2015-2017
	Smith, Rod	CB	Notre Dame	46/10	1995-1998
	Lucas, Ken	CB	Mississippi	60/59	2005-2008
	Wesley, Dante	CB	Arkansas-Pine Bluff	91/2	2002-2005;
22	Brown, Dee	RB	Syracuse	14/3	2002
	Griffin, Michael	S	Texas	13/6	2016
	McCaffrey, Christian	RB	Stanford	64/58	2017-2022
	McGill, Lenny	CB	Arizona State	10/0	1998
	McKyer, Tim	CB	Texas-Arlington	16/16	1995
	Robertson, Jamal	RB	Ohio Northern	12/0	2004-2005
	Robinson, Jammie	S	Florida State	15/2	2023
	Smith, Marquette	RB	Central Florida	0/0	1996-1997
	Strait, Derrick	CB	Oklahoma	2/0	2006
	Sutton, Tyrell	RB	Northwestern	16/1	2009-2010
	Thomas, Josh	CB	Buffalo	38/10	2011-2013
	Young, Lou	CB	Georgia Tech	6/0	2015-2016
23	Baldwin, Randy	RB	Mississippi	7/2	1995
	Elliott, Javien	CB	Florida State	16/3	2019
	Fuller, Curtis	S	Texas Christian	6/0	2004
	Gunter, LaDarius	CB	Miami (FL)	4/0	2017
	Hawkins, Josh	CB	East Carolina	5/0	2018

# ALL-TIME NUMERICAL ROSTER

	Henderson, CJ	CB	Florida	12/7	2023
	Johnson, Anthony	RB	Notre Dame	71/20	1995-1999
	Johnson, Leonard	CB	Iowa State	10/0	2016
	Martin, Sherrrod	S	Troy	59/36	2009-2012
	Thomas-Oliver, Stantley	CB	Florida International	23/0	2020-2022
	White, Melvin	CB	Louisiana-Lafayette	30/17	2013-2014
	Lucas, Ken	CB	Mississippi	60/59	2005-2008
	Wesley, Dante	CB	Arkansas-Pine Bluff	91/2	2002-2005;
24	Abraham, Clifton	CB	Florida State	1/0	1997
	Bell, Vonn	S	Ohio State	13/13	2023
	Bouye, A.J.	CB	Central Florida	10/7	2021
	Bradberry, James	CB	Samford	60/60	2016-2019
	Brown, Andre	RB	North Carolina State	0/0	2010
	Douglas, Rasul	CB	West Virginia	14/11	2020
	Haller, Alan	CB	Michigan State	2/0	1995
	Haynes, Alex	RB	Central Florida	10/0	2007
	Henderson, CJ	CB	Florida	27/15	2022
	Manning, Jr., Ricky	CB	UCLA	48/26	2003-2005
	Norman, Josh	CB	Coastal Carolina	53/38	2012-2015
25	Bates, Michael	WR/RB	Arizona	76/0	1996-2000; 2002
	Barner, Kenjon	RB	Oregon	12/0	2013; 2018
	Benwikere, Bené	CB	San Jose State	27/14	2014-2016
	Davis, Eric	CB	Jacksonville State	78/78	1996-2000
	Harris, Joey	RB	Purdue	4/0	2004
	Hudson, Marcus	S	North Carolina State	14/0	2010
	McCadam, Kevin	S	Virginia Tech	16/0	2006
	McDowell, Bubba	S	Miami (FL)	16/3	1995
	Parker, Ron	CB	Newberry College (SC)	3/0	2012
	Pride Jr., Troy	CB	Notre Dame	14/8	2020-2021
	Reid, Eric	S	Louisiana State	29/29	2018-2019
	Young, Lou	CB	Georgia Tech	6/0	2015-2016
	McDaniel, Emmanuel	CB	East Carolina	18/5	1996; 2002
	Salley, Nate	S	Ohio State	20/0	2006-2008
	Stanford, R.J.	CB	Utah	12/0	2010-2011
26	Woods, Xavier	S	Louisiana Tech	29/29	2022-2023
	Brewer, Dewell	RB	Oklahoma	0/0	1995
	Campbell, D.J.	S	California	5/4	2012
	Finnegan, Cortland	CB	Samford	5/0	2015
	Jackson, Donte	CB	Louisiana State	80/76	2018-2023
	Ogbonnaya, Chris	RB	Texas	5/0	2014
	Smith, Lamar	RB	Houston	11/11	2002
	Swift, Michael	CB	Austin Peay State	15/0	1998-1999
	Worley, Daryl	CB	West Virginia	31/25	2016-2017
	Foster, DeShaun	RB	UCLA	63/40	2002-2007
	McDaniel, Emmanuel	CB	East Carolina	18/5	1996; 2002
27	Teal, Quinton	S	Coastal Carolina	44/4	2007-2009
	Blair, Marquise	S	Utah	3/0	2022
	Butler, Darius	CB	Connecticut	13/6	2011
	Byrum, Dion	CB	Ohio University	3/0	2006
	Carrie, T.J.	CB	Ohio	7/0	2022
	Cook, Alex	S	Washington	10/4	2023
	Grant, Deon	S	Tennessee	48/48	2001-2003
	Hawkins, Artrell	CB	Cincinnati	14/4	2004
	McCree, Marlon	S	Kentucky	16/15	2005
	Mikell, Quintin	S	Boise State	14/12	2013
	Parker, Billy	S	William and Mary	0/0	2005
	Robinson, Kenny	S	West Virginia	19/1	2020-2021
	Seymour, Kevon	CB	Southern California	16/2	2017-2018
	Wilson, C.J.	S/CB	Baylor	23/0	2007-2010
	Davis, Mike	RB	South Carolina	5/0	2019
	Lofton, Steve	CB	Texas A&M	36/12	1995-96, 1998-99
	Pieri, Damon	S	San Diego State	32/1	1995-1997
	Poole, Tauren	RB	Tennessee	1/0	2012; 2014
	McClain, Robert	CB	Connecticut	30/8	2010; 2015-2016
	Webb, Sam	CB	Missouri Western State	1/0	2023
28	Branch, Colin	S	Stanford	48/19	2003-2006
	Fair, Terry	CB	Tennessee	3/0	2002
	Gaulden, Rashaan	S	Tennessee	24/0	2018-2019
	Harper, Deveron	CB	Notre Dame	24/1	2000-2001
	Mullen, Roderick	DB	Grambling State	15/0	1999
	Smith, Tony	RB	Southern Miss	0/0	1995

# ALL-TIME NUMERICAL ROSTER

	Stewart, Jonathan	RB	Oregon	131/64	2008-2017
	Davis, Mike	RB	South Carolina	20/12	2019-2020
	Taylor Jr., Keith	CB	Washington	34/5	2021-2022
	Teal, Quinton	S	Coastal Carolina	44/4	2007-2009
29	Adams, Mike	S	Delaware	32/32	2017-2018
	Dendy, Patrick	CB	Rice	7/1	2007
	Elder, Corn	CB	Miami (Fla.)	16/1	2020
	Florence, Drayton	CB	Tuskegee	14/5	2013
	Green, Ray	S	South Carolina	16/0	2000
	Hardy, Jermaine	S	Virginia	3/0	2005
	Jamison, D'Shawn	CB	Texas	15/2	2023
	Marlowe, Dean	S	James Madison	5/0	2015-2016
	Melvin, Rashaan	CB	Northern Illinois	10/3	2021
	Newton, Cam L.	S	Furman	0/0	2006
	Pugh, Jordan	S	Texas A&M	27/3	2010-2011
	Lofton, Steve	CB	Texas A&M	36/12	1995-96, 1998-99
	Wesley, Dante	CB	Arkansas-Pine Bluff	91/2	2002-2005;
	Pieri, Damon	S	San Diego State	32/1	1995-1997
30	Dixon, Travell	S	Washington	1/0	2016
	Godfrey, Charles	S/CB	Iowa	82/75	2008-2014
	Griffith, Howard	FB	Illinois	31/21	1995-1996
	Hood, Elijah	RB	North Carolina	0/0	2018
	Hubbard, Chuba	RB	Oklahoma State	49/24	2021-2023
	Jamerson, Natrell	CB	Wisconsin	9/0	2019-2020
	Minter, Mike	S	Nebraska	148/141	1997-2006
31	Booth, Tony	DB	James Madison	0/0	1999-2000
	Byrd, Jairus	S	Oregon	12/0	2017
	Burris, Juston	S	North Carolina State	28/23	2020-2022
	Dockery, James	CB	Oregon State	19/2	2012-2014
	Doss, Lorenzo	CB	Tulane	2/0	2018
	Hampton, William	CB	Murray State	9/0	2003-2004
	Hubbard, Chuba	RB	Oklahoma State	17/10	2021
	Marshall, Richard	CB	Fresno State	80/46	2006-2010
	Sanchez, Zack	CB	Oklahoma	5/1	2016
	Thomas, Blair	RB	Penn State	7/0	1995
	Tillman, Charles	CB	Louisiana-Lafayette	12/12	2015
	Smith, Rod	CB	Notre Dame	46/10	1995-1998
	Reed, Michael	CB	Boston College	3/0	1995-1996
32	Bootle, Dicaprio	CB	Nebraska	8/2	2023
	Freeman, Royce	RB	Oregon	8/0	2021
	Hayes, Tae	CB	Appalachian State	5/0	2022
	Lane, Fred	RB	Lane College	42/23	1997-1999
	Luke, Cole	CB	Notre Dame	8/0	2017-19
	Smart, Rod	RB	Western Kentucky	47/0	2002-2005
	Turner, Nate	FB	Nebraska	2/0	1995
	Vaughan, Josh	RB	Richmond	10/0	2010-2011
	Wegher, Brandon	RB	Morningside College	1/0	2015
	Philyaw, Dino	RB	Oregon	10/0	1995-1996
	Shelton, Eric	RB	Louisville	9/0	2005-2006
33	Bashir, Idrees	S	Memphis	11/0	2005
	Boston, Tre	S	North Carolina	74/48	2014-2016; 2019-2020
	Brown, Spencer	RB	Alabama-Birmingham	1/0	2021
	By'not'e, Butler	CB	Ohio State	7/0	1995
	Davis, Tae	LB	Chattanooga	8/0	2023
	Evans, Doug	CB	Louisiana Tech	57/55	1998-2001
	Foreman, D'Onta	RB	Texas	17/9	2022
	Goodson, Mike	RB	Texas A&M	28/3	2009-2011
	Hoard, Leroy	RB	Michigan	3/0	1996
	Montgomery, Joe	RB	Ohio State	3/0	2002
	Moore, Casey	FB	Stanford	0/0	2003
	Salley, Nate	S	Ohio State	24/0	2006-2008
	Poole, Tauren	RB	Tennessee	1/0	2012; 2014
34	Artis-Payne, Cameron	RB	Auburn	32/3	2015-2018
	Chandler, Sean	S	Temple	32/7	2020-2022
	Dulaney, Mike	FB	North Carolina	8/0	1998
	Huntley, Richard	RB	Winston-Salem State	14/9	2001
	Jackson, Eddie	CB	Arkansas	10/0	2004
	Williams, DeAngelo	RB	Memphis	117/82	2006-2014
	Workman, Vince	RB	Ohio State	9/0	1995
	Philyaw, Dino	RB	Oregon	10/0	1995-1996
	Howard, Reggie	CB	Memphis State	47/29	2000-2003; 2006

# ALL-TIME NUMERICAL ROSTER

35	Cooper, Deke	S	Notre Dame	26/15	2002; 2007	
	Elder, Corn	CB	Miami (FL)	14/0	2017-2019	
	Morton, Christian	CB	Illinois	7/2	2006	
	Smith, Rodney	RB	Minnesota	9/1	2020-2021	
	Sutter, Ryan	S	Colorado	1/0	1998	
	Tolbert, Mike	FB	Coastal Carolina	72/29	2012-2016	
	Whitley, James	S	Michigan	0/0	2004	
	Stanford, R.J.	CB	Utah	12/0	2010-2011	
	Shelton, Eric	RB	Louisville	9/0	2005-2006	
	36	Ball, Marcus	CB	Memphis	1/0	2016
Bennett, Brandon		RB	South Carolina	8/0	2004	
Cannon, Trenton		RB	Virginia State	14/0	2020	
Cox, Demetrious		S	Michigan State	4/0	2017	
Franklin, Brad		CB	Louisiana-Lafayette	0/0	2002	
Green, TJ		S	Clemson	1/0	2019	
Harper, Madre		CB	Southern Illinois	3/0	2021	
Hines, Jermale		S	Ohio State	5/0	2011	
Manuel, Marquand		S	Florida	16/2	2007	
Reaves, Darrin		RB	Alabama-Birmingham	6/1	2014	
Smith, Armond		RB	Union College (KY)	9/0	2012-2013	
Veland, Tony		S	Nebraska	15/5	1998	
Williams, Shaun		S	UCLA	12/12	2006	
McClain, Robert		CB	Connecticut	30/8	2010; 2015-2016	
37		Byndom, Carrington	CB	Texas	3/0	2014
		Considine, Sean	S	Iowa	4/0	2011
		Cota, Chad	S	Oregon	48/18	1995-1997
		Goings, Nick	FB	Pittsburgh	105/13	2001-2008
		Hitchcock, Jimmy	CB	North Carolina	32/9	2000-2001
	Nelson, Jonathan	S	Oklahoma	2/1	2011	
	Parker, AJ	DB	Kansas State	1/0	2023	
	Southward, Dezmen	S	Wisconsin	1/0	2017	
	Wheeler, Leonard	CB	Troy State	16/0	1998-1999	
	38	Cadet, Travaris	RB	Appalachian State	1/0	2018
Farley, Scott		S	Williams (MA)	0/0	2005	
Hartsfield, Myles		CB	Mississippi	41/19	2020-2022	
Jackson, Rashawn		FB	Virginia	2/1	2010	
Lester, Robert		S	Alabama	13/4	2013-2014	
Poole, Tyrone		CB	Fort Valley State	47/44	1995-1997	
Scurlock, Mike		S	Arizona	14/0	1999	
Wilds, Garnell		CB	Virginia Tech	3/0	2005	
39		Bonnafon, Reggie	RB	Louisville	22/0	2019-2021
		Lewis, Keith	S	Oregon	0/0	2009
	Maxie, Brett	S	Texas Southern	29/29	1995-1996	
	Richardson, Damien	S	Arizona State	77/10	1998-2004	
	Zordich, Michael	FB	Penn State	0/0	2013	
40	Armah, Alex	FB	West Georgia	57/4	2017-2020	
	Cooper, Jarrod	S	Kansas State	40/0	2001-2004	
	Floyd, William	FB	Florida State	42/37	1998-2000	
	Jones, Deion	LB	LSU	13/3	2023	
	Ness, Nate	CB	Arizona	0/0	2012	
	Russell, Anderson	S	Ohio State	3/0	2012	
	Smith, Brandon	LB	Penn State	12/1	2022	
	Terrell, Pat	S	Notre Dame	48/34	1995-1997	
	41	Apple, Eli	CB	Ohio State	2/0	2020
		Brown, Spencer	RB	UAB	6/0	2022
Cook, Toi		CB	Stanford	31/2	1996-1997	
Deloatch, Curtis		CB	North Carolina A&T	6/0	2007	
Farley, Matthias		S	Notre Dame	5/1	2023	
Harper, Roman		S	Alabama	32/32	2014-2015	
Munnerlyn, Captain		CB	South Carolina	107/55	2009-2013,	
42	Robinson, Eugene	S	Colgate	16/16	2000	
	Fiammetta, Tony	FB	Syracuse	24/11	2009-2010	
	Franklin Jr., Sam	S	Temple	64/9	2020-2023	
	Hicks, Skip	RB	UCLA	0/0	2002	
	Jones, Colin	S	Texas Christian	114/14	2012-2019	
	Tillman, Travares	S	Georgia Tech	13/1	2003-2004	
	Howard, Reggie	CB	Memphis State	47/29	2000-2003; 2006	
43	Bolden, Juran	CB	Mississippi Delta	6/0	1998	
	Greene, Scott	FB	Michigan State	24/14	1996-1997	
	Harris, Chris	S	Louisiana-Monroe	44/44	2007-2009	
	Kunaszyk, Jordan	LB	California	9/0	2019	

# ALL-TIME NUMERICAL ROSTER

	Nakamura, Haruki	S	Cincinnati	13/13	2012
	Reddick, Haason	OLB	Temple	16/16	2021
	Vilain, Lujji	LB	Michigan	1/0	2023
	Whittaker, Fozzy	RB	Texas	53/2	2014-2018
44	Christian, Bob	FB	Northwestern	14/12	1995-1996
	Gray, Derwin	S	Brigham Young	3/0	1998
	Hetherington, Chris	FB	Yale	46/6	1999-2001
	Jansen, JJ	LS	Notre Dame	243/0	2009-2023
45	Felton, Jerome	FB	Furman	9/1	2011
	Hoover, Brad	RB/FB	Western Carolina	152/93	2000-2009
	Orr, Chris	LB	Wisconsin	3/0	2020
	Parms, Damian	S	Florida Atlantic	0/0	2018-2019
	Reed, Michael	CB	Boston College	3/0	1995-1996
	Ricci, Giovanni	FB	Western Michigan	31/4	2021-2022
46	Alexander, Brent	S	Tennessee State	32/32	1998-1999
	Anderson, Rashard	CB	Jackson State	27/9	2000-2001
	Barber, Kantroy	RB	West Virginia	0/0	1997
	Leota, Eku	LB	Auburn	8/0	2023
	Mosby, Arron	LB	Fresno State	3/0	2022
	Smith, Kelvin	LB	Syracuse	3/0	2009
47	Battaglia, Marco	TE	Rutgers	2/0	2003
	Brockel, Richie	TE/FB	Boise State	49/2	2011-2015
	Cockrell, Ross	CB	Duke	14/11	2018-2019
	Johnson, Devon	FB	Marshall	0/0	2016
	Johnston, Clay	LB	Baylor	2/0	2020
	Martin, Kamal	LB	Minnesota	6/1	2021
	Senters, Mike	CB	Northwestern	0/0	1995
	Davis, Thomas	S/LB	Georgia	164/146	2005-2018
	King, Jeff	TE	Virginia Tech	76/62	2006-2010
48	Aiken, Danny	LS	Virginia	0/0	2015
	Davis, Stephen	RB	Auburn	29/27	2003-2005
	Jackson, Steven	RB	Clemson	0/0	2006
	Tuioti-Mariner, Jacob	LB	UCLA	0/0	2021
49	Broughton, Luther	TE	Furman	31/4	1997-1998; 2001
	Cramer, Casey	FB	Dartmouth	7/1	2004-2005
	Draper, Shawn	TE	Alabama	0/0	2002
	Gavadza, Jason	TE	Kent State	0/0	2000
	Luvu, Frankie	LB	Washington State	48/35	2021-2023
50	Anderson, James	LB	Virginia Tech	94/53	2006-2012
	Ciurciu, Vinny	LB	Boston College	49/5	2003-2006
	Bickett, Duane	LB	Southern California	16/0	1996
	Fontaine, Jamal	LB	Washington	0/0	1995
	Houston, Justin	OLB	Georgia	7/7	2023
	Jackson, Brad	LB	Cincinnati	11/0	2002
	Miller, Christian	DE	Alabama	7/0	2019
	Slade, Chris	DE	Virginia	15/0	2001
	Stanford, Julian	LB	Wagner	33/0	2020-2021
	Tatum, Kinnon	LB	Notre Dame	31/0	1997-1998
	Wooten, Chandler	LB	Auburn	17/0	2022-2023
51	Mills, Sam	LB	Montclair State	48/48	1995-1997
52	Allen, Brian	LB	Florida State	44/9	2002-2004
	Beason, Jon	LB	Miami	72/71	2007-2013
	Brady, Jeff	LB	Kentucky	16/16	1999
	Draft, Chris	LB	Stanford	32/19	2005-2006
	Elliott, Matt	G	Michigan	47/32	1995-1997
	Iyiegbuniwe, Joel	LB	Western Kentucky	7/0	2022
	Johnson, DJ	OLB	Oregon	13/3	2023
	Minor, Kory	LB	Notre Dame	30/2	1999-2002
	Norris, Jared	LB	Utah	28/0	2016-2018
	Reddick, Kevin	LB	North Carolina	3/0	2014
	Smith, D.J.	LB	Appalachian State	1/0	2014
	Whitehead, Tahir	LB	Temple	14/9	2020
	Wilson, Ramik	LB	Georgia	0/0	2019
53	Burns, Brian	DE	Florida State	64/51	2019-2022
	Butcher, Paul	LB	Wayne State	16/0	1995
	Cherelus, Claudin	LB	Alcorn State	6/0	2023
	Diggs, Na'il	LB	Ohio State	61/46	2006-2009
	Favors, Greg	LB	Mississippi State	16/12	2003
	Jacobs, Ben	LB	Fresno State	68/0	2013-2015;
	Jensen, Jerry	LB	Washington	10/0	1998-1999
	Navies, Hannibal	LB	Colorado	39/15	1999-2002

# ALL-TIME NUMERICAL ROSTER

	Phillips, Jason	LB	Texas Christian	20/2	2011-2012
	Short, Brandon	LB	Penn State	32/17	2004-2005
	Williams, Jamar	LB	Arizona State	3/0	2010
	Baker, Myron	LB	Louisiana Tech	18/0	1996-1997
54	Bailey, Carlton	LB	North Carolina	40/28	1995-1997
	Grugier-Hill, Kamu	LB	Eastern Illinois	17/5	2023
	Hemsley, Nate	LB	Syracuse	9/3	2001
	Ivy, Mortty	LB	West Virginia	0/0	2009
	Jones, Dontá	LB	Nebraska	16/0	1999
	Kamara, Azur	LB	Kansas	0/0	2021
	Nixon, Daviyon	DT	Iowa	14/0	2022
	Reid, Spencer	LB	Brigham Young	16/0	1998
	Thompson, Shaq	LB	Washington	100/89	2015-2021
	Williams, Jason	LB	Western Illinois	45/4	2010-2011; 2012;
	Witherspoon, Will	LB	Georgia	62/55	2002-2005
	Woodall, Lee	LB	West Chester	16/16	2000
	Ciurciu, Vinny	LB	Boston College	49/5	2003-2006
	Johnson, Landon	LB	Purdue	25/3	2008-2009
55	Faryniarz, Brett	LB	San Diego State	15/1	1995
	Gaskins, Percell	LB	Kansas State	12/0	1997
	Hogue, Doug	LB	Syracuse	9/0	2012
	Irvin, Bruce	DE	West Virginia	13/12	2019
	Littleton, Cory	LB	Washington	15/7	2022
	Mayo, David	LB	Texas State	59/4	2015-2018
	Miller, Horace	LB	Texas-El Paso	0/0	2014
	Morgan, Dan	LB	Miami	59/59	2001-2007
	Tovar, Steve	LB	Ohio State	16/6	1999
	Connor, Dan	LB	Penn State	47/19	2008-2011; 2013
	Curry, Donte	LB	Morris Brown	20/0	2007-2008
56	Barrow, Micheal	LB	Miami (FL)	48/48	1997-1999
	Bozeman, Bradley	C	Alabama	34/28	2022-2023
	Carter Jr., Jermaine	LB	Maryland	65/30	2018-2021
	Conner, Darion	LB	Jackson State	16/16	1995
	Culbertson, Quinton	LB	Mississippi State	5/0	2009
	Hodge, Abdul	LB	Iowa	5/0	2010
	Klein, A.J.	LB	Iowa State	60/23	2013-2016
	Kyle, Jason	LS	Arizona State	128/0	2001-2008
	Onatolu, Kenny	LB	Nebraska-Omaha	4/0	2012
	Paysinger, Spencer	LB	Oregon	3/0	2017
	Baker, Myron	LB	Louisiana Tech	18/0	1996-1997
	Smith, Kelvin	LB	Syracuse	3/0	2009
	Williams, Thomas	LB	Southern California	7/2	2010-2011
57	Cash, Jeremy	LB	Duke	9/0	2016-2017
	Connor, Dan	LB	Penn State	47/19	2008-2011; 2013
	Davis, Rod	LB	Southern Mississippi	1/0	2006
	Gachkar, Andrew	LB	Missouri	6/0	2017
	Jamison, Brandon	LB	West Georgia	19/0	2006-2007
	Johnston, Clay	LB	Baylor	8/0	2020-2021
	Lathon, Lamar	LB	Houston	48/48	1995-1998
	Senn, Jordan	LB	Portland State	66/7	2009-2013
	Smith, Andre	LB	North Carolina	19/0	2018-2019
	Taylor (formerly Glanton), Adarius	LB	Florida Atlantic	23/4	2014;2020
	Towns, Lester	LB	Washington	55/30	2000-2003
	Tufts, Sean	LB	Colorado	15/0	2004-2005
	Wilson, Damien	LB	Minnesota	17/5	2022
58	Childress, O.J.	LB	Clemson	0/0	2000
	Fields, Mark	LB	Washington State	29/25	2002-2004
	Holmberg, Rob	LB	Penn State	1/0	2001
	Humphrey, Deon	LB	Florida State	3/0	2000
	Royal, Andre	LB	Alabama	44/13	1995-1997
	Davis, Thomas	S/LB	Georgia	164/146	2005-2018
59	Armstead, Jesse	LB	Miami (FL)	0/0	2004
	Caldwell, Mike	LB	Middle Tennessee State	9/0	2003
	Gaither, Omar	LB	Tennessee	10/4	2011
	Hambrick, Darren	LB	South Carolina	9/8	2001
	Harris, Nic	LB	Oklahoma	15/4	2010
	Hawkes, Michael	LB	Virginia Tech	3/0	2000-2001
	Hill, Travis	LB	Nebraska	3/0	1995
	Jones, Ernest	LB	Oregon	20/0	1998-1999
	Kuechly, Luke	LB	Boston College	118/118	2012-2019
	Seward, Adam	LB	UNLV	40/2	2005-2008

# ALL-TIME NUMERICAL ROSTER

	Simmons, Terrance	DT	Alabama State	2/0	2002
	Yeboah-Kodie, Phil	LB	Penn State	0/0	1995
	Minor, Kory	LB	Notre Dame	30/2	1999-2002
	Johnson, Landon	LB	Purdue	25/3	2008-2009
60	Browning, Bryant	G	Ohio State	1/0	2011
	Elflein, Pat	G/C	Ohio State	15/15	2021-2022
	Greeley, Bucky	C	Penn State	6/0	1996-1998
	Matthews, Kevin	C	Texas A&M	0/0	2014
	Mitchell, Jeff	C	Florida	78/78	2001-2005
	Peterson, Andrew	G	Washington	4/2	1995
	Shiver, Clay	G	Florida State	0/0	1999
	Williams, Daryl	T	Oklahoma	56/41	2015-2019
	Wilson, Gillis	DE	Southern	5/0	2000-2001
	Irvin, Corvey	DT	Georgia	2/0	2009-2010
61	Gaydosh, Linden	DT	Calgary	0/0	2013
	Kadela, Dave	T	Virginia Tech	1/0	2004-2006
	Landri, Derek	DT	Notre Dame	16/16	2009-2010
	Lee, Ricky	T	North Carolina A&T	6/0	2023
	Paradis, Matt	C	Boise State	41/41	2019-2021
	Pressley, DeMario	DT	North Carolina State	1/0	2011
	Redmon, Anthony	G	Auburn	25/19	1998-1999
	Yankey, David	G	Stanford	6/0	2016-2017
	Silatolu, Amini	G/T	Midwestern State	54/37	2012-15; 2017-18
	Love, Kyle	DT	Mississippi State	72/7	2014-15; 2016-19
	Velasco, Fernando	G/C	Georgia	23/8	2014-2015
62	Byers, Jeff	C/G	Southern California	22/7	2011-2013
	Hearn, Taylor	T	Clemson	4/0	2018
	Pinkney, Cleveland	DT	South Carolina	2/0	2004
	Stuber, Tim	G	Colorado State	0/0	2002
	Washington, TJ	T	Virginia Tech	0/0	2001
	Wendell, Ryan	C	Fresno State	1/0	2016
	Dennis, Mark	T	Illinois	28/17	1995-1996
	Zavala, Chandler	G	NC State	10/7	2023
63	Corbett, Austin	G	Nevada	21/21	2022-2023
	Duckett, Damane	DT	East Carolina	2/0	2004
	Foucault, David	T	Montreal	5/1	2014-2015
	Hangartner, Geoff	C/G	Texas A&M	90/57	2005-2008;
	Kaskey, Matt	T	Dartmouth	1/0	2019-2020
	Mahon, Brendan	G	Penn State	4/0	2018
	Morris, Chris	C	Michigan State	4/0	2010
	Nesbit, Jamar	C/G	South Carolina	53/45	1999-2002
	Rodenhauser, Mark	C	Illinois State	48/0	1995-1997
64	Chester, Larry	DT	Temple	11/5	2001
	Dexter, James	G	South Carolina	9/2	2000
	Ferrario, Bill	G	Wisconsin	0/0	2004
	Folkerts, Brian	C	Washburn	26/0	2013-2014
	Lacina, Corbin	G	Augustana	10/10	1998
	Lundblade, Brad	C	Oklahoma State	1/0	2019
	Mays, Cade	G	Tennessee	11/2	2022
	Peters, Scott	G	Arizona State	0/0	2006
	Petitti, Rob	T	Pittsburgh	5/0	2009, 2010
	Reed, Chris	OL	Minn. St.-Mankato	17/14	2019-2020
	Rigsbee, Jordan	T	California	0/0	2016
	Toth, Brett	G	Army	3/1	2023
	Whitley, Curtis	C	Clemson	27/24	1995-1996
	Williams, Zack	C/G	Washington State	1/0	2011-2012
65	Alexkih, Chas	DT	Pittsburgh	0/0	2016
	Daley, Dennis	G	South Carolina	34/21	2019-2021
	DiRenzo, JD	G	Rutgers	3/0	2023
	Donnalley, Kevin	G	North Carolina	38/38	2001-2003
	Garcia, Frank	G/C	Washington	91/84	1995-2000
	Tylski, Rich	G	Utah State	16/1	2004
	Williams, Garry	T/G	Kentucky	41/21	2009-2014
	Silatolu, Amini	G/T	Midwestern State	54/37	2012-15; 2017-18
	Kalil, Ryan	C	Southern California	148/145	2007-2017
	Bernadeau, Mackenzy	G	Bentley	47/20	2008-2011
66	Gordon, Dillon	OL	LSU	0/0	2019
	Gradkowski, Gino	C	Delaware	10/3	2016
	Horton, Mike	G	Auburn	3/0	2021
	Jensen, Nash	G	North Dakota State	11/5	2023
	Montgomery, Will	G	Virginia Tech	6/4	2006



# ALL-TIME NUMERICAL ROSTER

	Williams, Louis	G	Louisiana State	2/0	2001-2002
	Silatolu, Amini	G/T	Midwestern State	54/37	2012-15, 2017-18
	Taylor, Hilee	DE	North Carolina	16/0	2008-2010
	Campbell, Mathew	TE/T/G	South Carolina	69/58	1995-2000
67	Carstens, Jordan	DT	Iowa State	29/16	2004-2006
	Hayes, Brandon	T/G	Central State	7/0	1996
	McCray, Justin	G	Central Florida	4/2	2023
	Miller, John	G	Louisville	24/24	2020-2021
	Stoltenberg, Bryan	C/G	Colorado	38/18	1998-2000
68	Kalil, Ryan	C	Southern California	148/145	2007-2017
	Marrow, Mitch	DL	Pennsylvania	0/0	1998
	Mays, Cade	G	Tennessee	27/7	2023
	Neblett, Andre	DT	Temple	30/7	2010-2012
	Norwell, Andrew	G	Ohio State	55/54	2014-2017
	Scott, Trent	T	Grambling State	28/9	2020-2021
	Tecklenburg, Sam	C	Baylor	17/1	2020-2022
	Vincent, Keydrick	G	Mississippi	30/30	2008-2009
	Wahle, Mike	G	Navy	45/45	2005-2007
69	Allen, Jared	DE	Idaho State	12/12	2015
	Green, Tyrone	G	Auburn	0/0	2015
	Gross, Jordan	T	Utah	167/167	2003-2013
	Herron, Frank	DE	Louisiana State	1/0	2021
	Jackson, Gabe	G	Mississippi State	5/2	2023
	Larsen, Tyler	C	Utah State	68/18	2016-2020
	Miller, Les	DE	Fort Hays State	45/19	1996-1998
70	Christensen, Brady	T	BYU	34/24	2022-2023
	Farkas, Kevin	T	Appalachian State	0/0	1995
	Stewart, Todd	T	California	0/0	1997
	Terry, Chris	T	Georgia	57/57	1999-2002
	Turner, Trai	G	Louisiana State	84/80	2014-2019
	Wharton, Travelle	T/G	South Carolina	115/111	2004-2011, 2013
71	Austin, Thomas	G	Clemson	4/1	2012
	Davis, C.J.	G	Pittsburgh	7/0	2009-2010
	Hoskins, Phil	DT	Kentucky	8/0	2021-2022
	Kragen, Greg	NT	Utah State	48/46	1995-1997
	Kugbila, Edmund	G	Valdosta State	0/0	2013-2014
	Lucas, Al	DT	Troy State	20/0	2000-2001
	Mathis, Evan	G	Alabama	25/15	2005-2007
	Miley, Arthur	DE	Southern	0/0	2015
	Newhouse, Marshall	T	Texas Christian	11/2	2018
	Shirley, Jason	DT	Fresno State	4/0	2011
	Smith, Fernando	DE	Jackson State	0/0	2002
	Tecklenburg, Sam	C	Baylor	17/1	2020-2021
	Terry, Rick	DT/DE	North Carolina	15/3	1998-1999
	Willig, Matt	T	Southern California	29/9	2003-2004
	France, Dan	T	Michigan State	0/0	2016-2017
72	Daniel, Robert	DE	Northwestern State (LA)	0/0	1999-2000
	Hughes, Kevin	T	Southeastern Louisiana	0/0	2014
	Moton, Taylor	T	Western Michigan	115/99	2017-2023
	Nelson, Bruce	C	Iowa	15/1	2003-2004
	Regis, Micanor	DT	Miami (FL)	0/0	2014
	Robinson, Duke	G	Oklahoma	0/0	2009-2010
	Scifres, Steve	G	Wyoming	1/0	1998
	Villa, Danny	LS	Arizona State	7/0	1998
	Bridges, Jeremy	T/G	Southern Mississippi	43/28	2006-2008, 2012
	Fua, Sione	DT/G	Stanford	27/12	2011-2013
73	Campbell, Bruce	T	Maryland	5/0	2012-2013
	Jordan, Michael	G	Ohio State	28/10	2021-2022
	Newton, Nate	G	Florida A&M	7/0	1999
	Oher, Michael	T	Mississippi	19/19	2015-2016
	Tuten, Melvin	T	Syracuse	32/8	2000-2003
	Van Roten, Greg	G/C	Penn	37/27	2017-2019
	Wilson, Jamie	T	Marshall	0/0	1997
	Bernadeau, Mackenzy	G	Bentley	47/20	2008-2011
	Bridges, Jeremy	T/G	Southern Mississippi	43/28	2006-2008, 2012
74	Bond, Travis	T	North Carolina	2/0	2013
	Clark, Chris	OL	Southern Mississippi	15/13	2018
	Dingle, Antonio	DT	Virginia	3/0	1999-2000
	Fletcher, Derrick	G	Baylor	5/0	2002
	Graham, Derrick	T	Appalachian State	11/7	1995
	Janus, Paul	C	Northwestern	5/1	1998

# ALL-TIME NUMERICAL ROSTER

	Ledford, Dwayne	G	East Carolina	0/0	2001
	Little, Greg	T	Mississippi	14/6	2019-2020
	McClover, Stanley	DE	Auburn	13/0	2006-2007
	Pollak, Mike	G	Arizona State	1/0	2012
	Remmers, Mike	T	Oregon State	37/37	2014-2016
	Schwartz, Geoff	T/G	Oregon	32/19	2009-2011
	Sharpe, David	T	Florida	8/0	2023
	Theus, John	T	Georgia	0/0	2017
	Dennis, Mark	T	Illinois	28/17	1995-1996
75	Erving, Cameron	T	Florida State	20/9	2021-2022
	Green, Brandon	OL	Alabama	0/0	2019
	Hartwig, Justin	C	Kansas	17/16	2006-2007
	Hicks, Hayworth	G	Iowa State	0/0	2012
	Jones, Clarence	T	Maryland	27/27	1999-2000
	Kalil, Matt	T	Southern California	16/16	2017-2018
	Schofield, Michael	G	Michigan	11/3	2020
	Scott, Chris	G	Tennessee	43/12	2013-2016
	Siglar, Ricky	T	San Jose State	1/0	1998
	Skrepenak, Greg	G	Michigan	32/32	1996-1997
	Steussie, Todd	T	California	48/48	2001-2003
	Thomas, Hollis	DT	Northern Illinois	13/13	2009
	Vaeao, Destiny	Dt	Washington State	0/0	2019
	Velasco, Fernando	G/C	Georgia	23/8	2014-2015
	Webster, Larry	DE	Bloomsburg	1/0	2016
	Ziemba, Lee	T	Auburn	6/0	2011-2012
76	Batiste, D'Anthony	G	Louisiana-Lafayette	0/0	2006
	Childs, Jason	T	North Dakota	0/0	1995
	Davidds-Garrido, Norberto	G	Southern California	59/39	1996-1999
	Grigsby, Otis	DE	Kentucky	4/0	2007
	Hardy, Greg	DE	Mississippi	63/40	2010-2014
	Jordan, Leander	G	Indiana (PA)	13/5	2001-2002
	McGhin, Garrett	T	East Carolina	2/0	2019
	Okung, Russell	T	Oklahoma State	7/7	2020
	Omiyale, Frank	T	Tennessee Tech	10/1	2007-2008
	Reyes, Tutan	T/G	Mississippi	30/28	2002-2005
	Witzmann, Bryan	T	South Dakota State	2/0	2019
77	Bell, Byron	T	New Mexico	62/56	2011-2014
	Brown, Deonte	G	Alabama	3/0	2021-2022
	Harris, Ra'Shon	DT	Oregon	2/0	2009
	Jenkins, Kris	DT	Maryland	85/79	2001-2007
	Moore, Zach	DE	Concordia-St. Paul	0/0	2017
	O'Brien, Kitt	T	Ball State	0/0	2019
	Robinson, Corey	T	South Carolina	2/0	2018
	Love, Kyle	DT	Mississippi State	72/7	2014-15; 2016-19
78	Benenoch, Caleb	T	UCLA	0/0	2019
	Brockermeyer, Blake	T	Texas	58/55	1995-1998
	Burton, Antwon	DT	Temple	2/0	2009
	Chandler, Nate	DT/T/G	UCLA	37/19	2012-2015
	Duckworth, Tim	G	Auburn	5/0	2010
	Fordham, Todd	T	Florida State	47/8	2004-2006
	Hamilton, Woodrow	DT	Mississippi	5/0	2019-2020
	Hawkins, Donald	T	Texas	7/0	2016
	James, Jenó	T/G	Auburn	55/28	2000-2003
	Martin, Emerson	G	Hampton (VA)	2/1	1995
	McCall, Marquan	DT	Kentucky	16/0	2022
	Nwagbuo, Ogemdi	DT	Michigan State	4/1	2011
	Wells, Reggie	T	Clarion (PA)	5/0	2011
	France, Dan	T	Michigan State	0/0	2016-2017
	Hayden, Nick	DT	Wisconsin	26/13	2008-2010
79	Bohlinger, Rob	T	Wyoming	13/1	1998
	Brzezinski, Doug	G	Boston College	9/8	2003-2004
	Butler, Rashad	T	Miami (FL)	0/0	2006
	Ekwonu, Ikem	T	NC State	34/34	2022-2023
	Iddings, Drew	DT	South Dakota	0/0	2017
	Love, Sean	G	Penn State	11/1	1995
	Maumau, Viliami	DT	Colorado	1/0	1999
	Otah, Jeff	T	Pittsburgh	29/29	2008-2011
	Scott, Chris	G	Tennessee	43/12	2013-2016
80	Baker, Eugene	WR	Kent State	4/0	2003-2004
	Heinrich, Keith	TE	Sam Houston State	4/0	2002
	Jarrett, Dwayne	WR	Southern California	32/3	2007-2010

# ALL-TIME NUMERICAL ROSTER

	Shockey, Jeremy	TE	Miami (FL)	15/13	2011
	Simonson, Scott	TE	Assumption	14/1	2015-2017
	Stone, Dwight	WR	Middle Tennessee State	64/0	1995-1998
	Thomas, Devin	WR	Michigan State	1/0	2010
	Thomas, Ian	TE	Indiana	94/52	2018-2023
	Turner, Jim	WR	Syracuse	0/0	1998-2001
	Broughton, Luther	TE	Furman	31/4	1997-1998; 2001
81	Avant, Jason	WR	Michigan	11/0	2014
	Bright, Anthony	WR	Valencia CC	1/0	2002
	Hurst, Hayden	TE	South Carolina	9/8	2023
	Ismail, Raghib	WR	Notre Dame	42/22	1996-1998
	Jones, Reggie	WR	Louisiana State	1/0	1995
	Moore, Kenny	WR	Wake Forest	12/1	2008-2009
	Norwood, Kevin	WR	Alabama	1/0	2015
	Pilares, Kealoha	WR	Hawaii	20/0	2011-2013
	Proehl, Ricky	WR	Wake Forest	48/5	2003-2005
	Hayes, Donald	WR	Wisconsin	51/31	1998-2001
	Saunders, C.J.	WR	Ohio State	2/0	2021
82	Barnidge, Gary	TE	Louisville	63/11	2008-2012
	Beebe, Don	WR	Chadron State	14/1	1995
	Byrd, Isaac	WR	Kansas	43/12	2000-2002
	Cotchery, Jerricho	WR	North Carolina State	29/16	2014-2015
	Manhertz, Chris	TE	Canisius	67/26	2016-2020
	Metcalfe, Eric	WR	Texas	16/1	1999
	Seidman, Mike	TE	UCLA	43/15	2003-2006
	Tremble, Tommy	TE	Notre Dame	49/23	2021-2023
83	Bates, Michael	WR/RB	Arizona	76/0	1996-2000; 2002
	Black, Nathan	WR	Northwestern State (LA)	5/0	2002
	Carrier, Mark	WR	Nicholls State	57/36	1995-1998
	Colbert, Keary	WR	Southern California	55/42	2004-2007
	Jeffers, Patrick	WR	Virginia	24/10	1999-2001
	Martin, Charly	WR	West Texas A&M	8/0	2009-2010
	Michel, Marken	WR	Massachusetts	2/0	2020
	Murphy, Louis	WR	Florida	16/5	2012
	Snead IV, Willie	WR	Ball State	2/0	2021
	Young, Walter	WR	Illinois	7/0	2003
84	Wright, Derek	WR	Utah State	0/0	2022
	Burke, Paul	TE	Idaho	0/0	1996
	Crawford, Casey	TE	Virginia	11/1	2000-2001
	Dickson, Ed	TE	Oregon	64/41	2014-2017
	Gaines, Michael	TE	Central Florida	42/21	2004-2006
	Guliford, Eric	WR	Arizona State	14/9	1995
	Hartsock, Ben	TE	Ohio State	43/9	2011-2013
	Jones, Mark	WR	Tennessee	16/0	2008
	Sullivan, Stephen	TE	Louisiana State	29/0	2021-2023
	Wiggins, Jermaine	TE	Georgia	27/12	2002-2003
	Wiggins, Brian	WR	Texas Southern	0/0	1995
	Broughton, Luther	TE	Furman	31/4	1997-1998; 2001
85	Carruth, Rae	WR	Colorado	22/20	1997-1999
	Arnold, Dan	TE	Wisconsin-Platteville	3/1	2021
	Baugh, Marcus	TE	Ohio State	0/0	2019
	Brossard, Jamall	WR	San Jose State	8/0	2004
	Cole, Matt	WR	McKendree	1/0	2021
	Dyson, Kevin	WR	Utah	1/0	2003
	Matthews, Jordan	TE	Vanderbilt	1/0	2023
	Samp, Chris	WR	Winona State	0/0	2006
	Tillman, Lawyer	TE	Auburn	5/0	1995
	Walls, Wesley	TE	Mississippi	98/96	1996-2002
86	Williams, Preston	WR	Colorado State	1/0	2022
	Adams, Darwin	WR	Auburn	2/0	2011
	Byrd, LaRon	WR	Miami (FL)	0/0	2016
	Fauria, Christian	TE	Colorado	15/4	2007
	Green, Willie	WR	Mississippi	31/17	1995-1996
	Mangum, Kris	TE	Mississippi	126/61	1997-2006
	Strachan, Mike	WR	Charleston (WV)	4/1	2023
	Thompson, Colin	TE	Temple	26/6	2020-2021
87	Williams, Brandon	TE	Oregon	25/0	2013-2015
	Clowney, David	WR	Virginia Tech	10/0	2010
	Gardner, Rod	WR	Clemson	11/0	2005
	Hill, Stephen	WR	Georgia Tech	0/0	2015
	Hixon, Domenik	WR	Akron	15/0	2013

# ALL-TIME NUMERICAL ROSTER

	Muhammad, Muhsin	WR	Michigan State	155/141	1996-2004,
	King, Jeff	TE	Virginia Tech	76/62	2006-2010
	Campbell, Mathew	TE/T/G	South Carolina	69/58	1995-2000
88	Kinchen, Brian	TE	Louisiana State	32/0	1999-2000
	Marshall Jr., Terrace	WR	Louisiana State	36/16	2021-2023
	Metzelaars, Pete	TE	Wabash	14/14	1995
	Olsen, Greg	TE	Miami (FL)	133/123	2011-2019
	Rosario, Dante	TE	Oregon	62/22	2007-2010
	Hankton, Karl	WR	Trinity College (IL)	104/1	2000-2006
	Hayes, Donald	WR	Wisconsin	51/31	1998-2001
	Rasby, Walter	TE	Wake Forest	39/5	1995-1997
89	Ellis, Elbert	WR	Pittsburgh	0/0	1995
	Mills, Ernie	WR	Florida	10/5	1997
	Smith, Steve	WR	Utah	182/161	2001-2013
	Tucker, Syii	TE	Miami	0/0	1996
	Uwaezuoke, Iheanyi	WR	California	11/2	2000
	Burks, Dialleo	WR	Eastern Kentucky	1/0	1999-2000
	Carruth, Rae	WR	Colorado	22/20	1997-1999
	Rasby, Walter	TE	Wake Forest	39/5	1995-1997
90	Alexander, Frank	DE	Oklahoma	29/6	2012-2015
	Barno, Amare	DE	Virginia Tech	24/1	2022-2023
	Jones, DaQuan	DT	Penn State	17/17	2021
	Peppers, Julius	DE	North Carolina	138/125	2002-2009, 2017-2018
	Philon, Ed	NT	Ferris State	0/0	1996
	Posey, Jeff	LB	Southern Mississippi	4/0	2001
	Selvie, George	DE	South Florida	4/0	2011
	Soliai, Paul	DT	Utah	10/1	2016
	Zgonina, Jeff	NT	Purdue	2/0	1995
	Morabito, Tim	DT	Boston College	48/37	1997-2000
91	Brown, Everette	DE	Florida State	28/3	2009-2010
	Cole, Colin	DT	Iowa	33/23	2013-2015
	Cox, Jr., Bryan	DE	Florida	19/0	2017-2019
	Delaire, Ryan	DE	Towson	15/0	2015-2016
	Fields, Ronald	DT	Mississippi State	6/0	2011
	Fox, Morgan	DE	Colorado State-Pueblo	17/9	2021
	Gibson, Gary	DT	Rutgers	12/0	2007-2008
	Greene, Kevin	LB	Auburn	47/47	1996, 1998-1999
	Jones, Kobe	DE	Mississippi State	1/0	2022
	Jordan, Omari	DT	Buffalo	5/0	2004
	Killings, Cedric	DT	Carson-Newman	4/0	2001
	McGee, Stacy	DE	Oklahoma	4/0	2019
	Milem, John	DE	Lenoir-Rhyne	2/0	2001
	Smith, Chuck	DE	Tennessee	2/2	2000
	Taves, Josh	DE	Northeastern	5/0	2002
	Teeter, Mike	DT	Michigan	0/0	1995
	Thurman, Nick	DT	Houston	17/0	2023
	Weatherly, Stephen	DE	Vanderbilt	9/9	2020
	Wilson, Kion	LB	South Florida	5/0	2011
92	Butler, Vernon	DT	Louisiana Tech	52/5	2016-2019
	Colston, Tim	DT	Kansas State	2/0	1996
	Edwards, Dwan	DT	Oregon State	53/17	2012-2015
	Fatafeh, Mario	DT	Kansas State	6/0	2002
	Haye, Jovan	DE	Vanderbilt	2/0	2005
	Johnson, Darryl	DE	North Carolina A&T	3/0	2021
	Kerr, Zach	DT	Delaware	13/4	2020
	Lewis, Damione	DT	Miami (FL)	62/36	2006-2009
	Norwood, Eric	DE	South Carolina	28/0	2010-2011
	Pittman, Kavika	DE	McNeese State	2/0	2003-2004
	Price, Shawn	DE	Pacific	16/0	1995
	Raybon, Israel	DE	North Alabama	9/0	1997
	White, Reggie	DE	Tennessee	16/16	2000
	Wilson, Gillis	DE	Southern	5/0	2000-2001
	Saleh, Tarek	LB	Wisconsin	14/1	1997-1998
93	Applewhite, Antwan	DE	San Diego State	17/4	2011-2012
	Blackburn, Chase	LB	Akron	19/9	2013-2014
	Edwards, Lavar	DE	Louisiana State	5/0	2016
	Fox, Mike	DE	West Virginia	54/43	1995-1998
	McCoy, Gerald	DT	Oklahoma	16/16	1999-1999
	Ray, LaBryan	DT	Alabama	17/1	2023
	Rucker, Mike	DE	Nebraska	139/106	1999-2007
	Tyler, Tank	DT	North Carolina State	6/0	2009

# ALL-TIME NUMERICAL ROSTER

	Walker, Darwin	DT	Tennessee	10/2	2008
	Irvin, Corvey	DT	Georgia	2/0	2009-2010
	Love, Kyle	DT	Mississippi State	72/7	2014-15; 2016-19
	Roy, Bravvion	DT	Baylor	45/15	2020-2022
94	Anderson, Henry	DE	Stanford	11/0	2022
	Ealy, Kony	DE	Missouri	47/15	2014-2016
	Gilbert, Sean	DE/DT	Pittsburgh	64/56	1998-2002
	Hall, Daeshon	DE	Texas A&M	1/0	2017
	Leonard, Louis	DT	Fresno State	4/1	2009-2010
	Moorehead, Kindal	DT	Alabama	75/13	2003-2007
	Nixon, Daviyon	DT	Iowa	7/0	2021
	Obada, Efe	DE	none	42/1	2018-2020
	Williams, Thomas	LB	Southern California	7/2	2010-2011
	Fua, Sione	DT/G	Stanford	27/12	2011-2013
	Saleh, Tarek	LB	Wisconsin	14/1	1997-1998
95	Brown, Derrick	DT	Auburn	66/63	2020-2023
	Johnson, Charles	DE	Georgia	143/114	2007-2017
	Lloyd, Greg	LB	Fort Valley State	16/14	1998
	Poe, Dontari	DT	Memphis	27/26	2018-2019
	Thomas, Mark	DE	North Carolina State	22/0	1995-1996
	Wells, Dean	LB	Kentucky	45/27	1999-2001
96	Morabito, Tim	DT	Boston College	48/37	1997-2000
	Brayton, Tyler	DE	Colorado	46/45	2008-2010
	Edwards, Antonio	DE	Valdosta State	14/7	1999
	Edwards, Ron	DT	Texas A&M	11/11	2011-2012
	Horton, Wes	DE	Southern California	83/38	2013-2018; 2019
	King, Sean	DE	NE Louisiana	39/2	1995-1998
	Larkin, Austin	DE	Purdue	9/0	2020-2021
	Wallace, Al	DE	Maryland	80/10	2002-2006
	Williams, DeShawn	DE	Clemson	16/10	2023
	Williams, Jay	DE	Wake Forest	32/27	2000-2001
	Curry, Donte	LB	Morris Brown	20/0	2007-2008
97	Addison, Mario	DE	Troy	111/51	2012-2019
	Brown, Tony	DT	Memphis	1/0	2006
	Fields, Jeff	DT	Arkansas State	2/0	1995
	Gross-Matos, Yetur	DE	Penn State	55/32	2020-2023
	Jeter, Tommy	DE	Texas	1/0	1996
	McClain, Terrell	DT	South Florida	12/12	2011
	Peter, Jason	DE	Nebraska	38/20	1998-2001
	Rasmussen, Kemp	DE	Indiana	50/0	2002-2005
	Shaw, Tim	LB	Penn State	14/0	2007
	Turnbull, Renaldo	LB	West Virginia	16/2	1997
98	Taylor, Hilee	DE	North Carolina	16/0	2008-2010
	Burton, Shane	DT	Tennessee	32/8	2002-2003
	Ellison, Atiyyah	DT	Missouri	0/0	2005
	Haynes Sr., Marquis	DE	Mississippi	71/2	2018-2023
	Keiser, Thomas	DE	Stanford	12/0	2011-2012
	Lotulelei, Star	DT	Utah	76/75	2013-2017
	Parker, J'Vonne	DT	Rutgers	1/0	2008
	Sasa, Don	DE	Washington State	2/0	1997-1998
	Swann, Eric	DT	none	16/3	2000
	Tuaolo, Esera	DT	Oregon State	12/0	1999
	Williams, Gerald	DE	Auburn	37/35	1995-1997
	Hayden, Nick	DT	Wisconsin	26/13	2008-2010
99	Buckner, Brentson	DT	Clemson	71/65	2001-2005
	Johnson, Ed	DT	Penn State	12/6	2010
	Kearse, Frank	DT	Alabama A&M	14/8	2011-2012
	Kemoeatu, Maake	DT	Utah	46/40	2006-2009
	McKinley, Alvin	DT	Mississippi State	7/0	2000-2001
	Nunley, Jeremy	DE	Alabama	0/0	1995
	Seals, Ray	DE	none	14/7	1997
	Short, Kawann	DT	Purdue	99/76	2013-2020
	Tuttle, Shy	DE	Tennessee	17/17	2023
	Wiley, Chuck	DE	Louisiana State	16/16	1998-1999

*For inclusion, a player must be on the active 53-man roster for a minimum of one game or on IR for a minimum of six games*

# ALL-TIME NUMERICAL ROSTER

	Haynes Sr., Marquis	DE	Mississippi	64/1	2018-2022
	Keiser, Thomas	DE	Stanford	12/0	2011-2012
	Lotulelei, Star	DT	Utah	76/75	2013-2017
	Parker, J'Vonne	DT	Rutgers	1/0	2008
	Sasa, Don	DE	Washington State	2/0	1997-1998
	Swann, Eric	DT	none	16/3	2000
	Tuaolo, Esera	DT	Oregon State	12/0	1999
	Williams, Gerald	DE	Auburn	37/35	1995-1997
	Hayden, Nick	DT	Wisconsin	26/13	2008-2010
99	Buckner, Brentson	DT	Clemson	71/65	2001-2005
	Ioannidis, Matt	DT	Temple	13/13	2022
	Johnson, Ed	DT	Penn State	12/6	2010
	Kearse, Frank	DT	Alabama A&M	14/8	2011-2012
	Kemoeatu, Maake	DT	Utah	46/40	2006-2009
	McKinley, Alvin	DT	Mississippi State	7/0	2000-2001
	Nunley, Jeremy	DE	Alabama	0/0	1995
	Seals, Ray	DE	none	14/7	1997
	Short, Kawann	DT	Purdue	99/76	2013-2020
	Wiley, Chuck	DE	Louisiana State	16/16	1998-1999

*For inclusion, a player must be on the active 53-man roster for a minimum of one game or on IR for a minimum of six games*

# ALL-TIME PRACTICE SQUAD ROSTER

	POS	SCHOOL	YEARS
<b>A</b>			
Adams, Darvin	WR	Auburn	2011
Adams, Myles	DE	Rice	2020
Alecxih, Chas	DT	Pittsburgh	2015
Alexander, Lorenzo	LB	California	2005
Alford, Dominic	G	Minnesota	2012
Allen, Kyle	QB	Houston	2018
Allen, Roger	G	Missouri Western State	2011
Aguayo, Roberto	QB	Florida State	2017
Armah, Alex	FB	West Georgia	2017
Arp, Donovan	DT	Louisville	2002
Askew, Nate	TE	Texas A&M	2015
Austin, Thomas	C	Clemson	2012
Avery, Josh	DT	Missouri State	2021
Ayi, Kole	LB	Massachusetts	2003
<b>B</b>			
Babicz, Josh	TE	North Dakota State	2022
Baker, Donnell	WR	Southern	1996
Ball, Lavar	TE	California State-Los Angeles	1995
Basanez, Brett	QB	Northwestern	2006, 2008
Bayless, Omar	WR	Arkansas State	2021
Baylis, Evan	TE	Oregon	2017
Bender, Jacob	T	Nicholls State	2010
Berger, Joe	C	Michigan Tech	2005
Bergeron, David	LB	Stanford	2005
Bersin, Brenton	WR	Wofford College	2013
Bertolet, Taylor	K	Texas A&M	2020, 2022
Best, Dan	T	Western Carolina	1999, 2000
Biddle, Taye	WR	Mississippi	2006
Bigger, Zeek	DE	East Carolina	2017
Birmingham, Decori	RB	Arkansas	2007, 2008, 2009
Bituli, Daniel	LB	Tennessee	2020
Black, Nathan	WR	Northwestern State	2002
Blackman, Jon	T	Purdue	2000
Blair, Marquise	S	Utah	2022
Blanchard, Matt	QB	Wisconsin-Whitewater	2013
Blanding, Quin	S	Virginia	2019
Blechen, Brian	S	Utah	2015, 2016
Bonnafon, Reggie	RB	Louisville	2018, 2020, 2021
Bootle, Dicaprio	CB	Nebraska	2023
Brannon, John	CB	Western Carolina	2021
Bright, Anthony	WR	Valencia CC	2001, 2002
Brinkley, Casper	DE	South Carolina	2008
Brown, Deonte	G	Alabama	2022, 2023
Brown, Spencer	RB	Alabama-Birmingham	2021, 2022, 2023
Brown, Richie	LB	Mississippi State	2017
Brown, Tony	DT	Memphis State	2003
Browning, Bryant	G	Ohio State	2011, 2012
Bryant, Lamont	WR	Morgan State	2012
Buchanon, William	WR	Southern California	2008
Burke, Paul	TE	Idaho	1995
Burks, Dialleo	WR	Eastern Kentucky	1999
Burney, Kendric	CB	North Carolina	2011, 2012
Burns, Antoine	WR	Minnesota	2004
Burris, Juston	S	NC State	2022
Burton, Pierce	T	Mississippi	2015
Butker, Harrison	K	Georgia Tech	2017
Byers, Jeff	C	Southern California	2011
Byndom, Carrington	CB	Texas	2014, 2015
Byrd, Damiere	WR	South Carolina	2015, 2016
<b>C</b>			
Camp, Jalen	WR	Georgia Tech	2023
Canonic, Ed	S	Sacramento State	2004, 2007

# ALL-TIME PRACTICE SQUAD ROSTER

Cantwell, Hunter	QB	Louisville	2009
Carr, William	DT	Michigan	1997
Carrie, T.J.	CB	Ohio	2022
Carstens, Jordan	DT	Iowa State	2004
Carter, Jason	WR	Texas A&M	2007
Chachere, Andre	CB	San Jose State	2019
Chandler, Jeff	K	Florida	2004
Chandler, Nate	T	UCLA	2012
Chandler, Sean	DB	Temple	2020
Cheek, Davis	QB	Elon	2022
Chery, Jason	WR	Louisiana-Lafayette	2009
Chisolm, Garrett	T	South Carolina	2011
Chubb, Brandon	RB	Wake Forest	2018
Ciurciu, Vinny	LB	Boston College	2003
Clausell, Blaine	T	Mississippi State	2016, 2017
Clemons, Toney	WR	Colorado	2013
Cohen, Tarik	RB	North Carolina A&T	2023
Cole, Matt	WR	McKendree	2021
Colston, Tim	DT	Kansas State	1996
Cook, Connor	QB	Michigan State	2018
Cook, Rishard	G	UAB	2019
Corbin, Jashaun	RB	Florida State	2023
Cox Jr., Bryan	DE	Florida	2017, 2019
Cooper, Deke	S	Notre Dame	2002
Cox, Jr., Bryan	DE	Florida	2017
Cox, Jamal	LB	Georgia Tech	1995
Cox, Rakim	DE	Villanova	2015
Craig, Angelo	DE	Cincinnati	2008
Craig, Dameyune	QB	Auburn	1998
Cramer, Casey	FB	Dartmouth	2005
Crume, Eric	DT	Syracuse	2016, 2017
<b>D</b>			
Daniel, Darryl	WR	Syracuse	2000, 2001
Darboh, Amara	WR	Michigan	2020
Davis, C.J.	G	Pittsburgh	2010
Davis, Charles	TE	Purdue	2006
Davis, Tanard	CB	Miami	2007
De La Puente, Brian	C	California	2009
Deligianis, Harry	DT	Youngstown State	1999
Demaree, Chris	DE	Kentucky	2003
Dennis, Derek	G	Temple	2014
Denton, Robert	T	Michigan State	1996
Devalve, Seth	TE	Princeton	2020
Dillard, Phillip	LB	Nebraska	2011
DiRenzo, J.D.	OL	Rutgers	2023
Dismukes, Reese	C	Auburn	2015
Dixon, Travell	S	Washington	2016
Doggett, Derrick	LB	Oregon State	2010
Dominguez, Ray	G	Arkansas	2012
Dorley, Doug	C	Bowling Green State	2000
Dortch, Greg	WR	Wake Forest	2019
Doss, Lorenzo	CB	Tulane	2018
Dowling, Ras-i	CB	Virginia	2015
Draper, Shawn	T	Alabama	2002
Droege, Rob	T	Missouri	2006
Dubuc, Deitan	TE	Michigan	2003
Duckett, Damane	T	East Carolina	2004
Duke, Austin	WR	Charlotte	2017
Duhart, Tommie	DT	Valdosta State	2010
Duncan, Rashaad	T	Pittsburgh	2009
<b>E</b>			
Eason, Jacob	QB	Washington	2022
Eberle, Dominik	K	Utah State	2021
Edwards, Lachlan	P	Sam Houston State	2021
Elder, Corn	CB	Miami	2021



# ALL-TIME PRACTICE SQUAD ROSTER

Eley, Ace	LB	Georgia Tech	2023
Ellison, Atiyyah	DE	Missouri	2005
Emanuel, Ben	S	UCLA	2005
Emezie, Emeka	WR	NC State	2022
Erickson, Alex	WR	Wisconsin	2021
Evans, Maurice	DE	Penn State	2009
Evans, Willie	DE	Mississippi State	2007

## F

Farkas, Kevin	T	Appalachian State	1995
Farley, Matthias	S	Notre Dame	2023
Farley, Scott	S	Williams College	2004
Feighery, Kevin	P	U.S. Merchant Marine Academy	1995
Fletcher, Derrick	G	Baylor	2001
Fields, Jeff	DT	Arkansas State	1995
Fields, Joe	S	Syracuse	2008
Fleming, Antonio	G	Georgia	1998
Folkerts, Brian	C	Washburn	2013
Foucault, David	T	Montreal	2015
Franklin, Brad	CB	Louisiana-Lafayette	2002
Franklin, Jerry	LB	Arkansas	2012
Frazier, Mose	WR	Memphis	2017, 2018
Freeman, Marcus	TE	Notre Dame	2007
Fry, Dustin	C	Clemson	2009

## G

Garrett, Keyarris	WR	Tulsa	2016, 2017
Gatson, Greg	CB	Arkansas	2013
Gerhart, Garth	C	Arizona State	2013
Ghee, Patrick	S	Wake Forest	2007
Gibson, Gary	DT	Rutgers	2007
Gibson, Shelton	WR	West Virginia	2020
Gilbert, Garrett	QB	Southern Methodist	2017
Gilmore, Greg	DT	LSU	2019
Glanton, Adarius	LB	Florida Atlantic	2014
Greeley, Bucky	C	Penn State	1996
Green, Jared	WR	Southern	2012
Green, Lamont	LB	Florida State	1999
Greene, Kevin	TE	Southern California	2014
Greene, Scott	FB	Michigan State	1996
Grigsby, Otis	DE	Kentucky	2006, 2007
Guy, Trent	WR	Louisville	2010

## H

Hajrullahu, Lirim	K	Western Ontario	2020
Hamilton, Woodrow	DT	Mississippi	2020
Hannon, Chris	WR	Tennessee	2007
Hardy, Jermaine	S	Virginia	2005
Harper, Madre	CB	Southern Illinois	2021, 2022
Harris, Joey	RB	Purdue	2004
Harris, Sunny	DT	Oregon	2009
Hasselbeck, Tim	QB	Boston College	2002
Hatfield, Dominique	CB	Utah	2019
Haubeil, Blake	K	Ohio State	2021
Hawkes, Michael	LB	Virginia Tech	2000, 2001
Hawkins, Josh	CB	East Carolina	2018, 2020
Hayden, Nick	DT	Wisconsin	2008
Hayes, Tae	CB	Appalachian State	2021, 2022
Haynes, Alex	RB	Central Florida	2005, 2006, 2007
Hearn, Taylor	G	Clemson	2018
Hector, Bruce	DT	South Florida	2020
Hemingway, Temarrick	TE	South Carolina State	2019
Henderson, Quadree	WR	Pittsburgh	2019
Henry, Marcus	WR	Kansas	2010
Herron, Frank	DE	Louisiana State	2021, 2022
Heslop, Gavin	DB	Stony Brook	2022
Hester, Treyvon	DT	Toledo	2021
Hilbert, Jon	K	Louisville	2002
Hill, Efrem	WR	Samford	2005, 2006

# ALL-TIME PRACTICE SQUAD ROSTER

Hill, Eric	CB	Colorado State	2006
Hilton, Isaac	DE	Hampton	2004
Hines, Jermale	S	Ohio State	2011
Hixson, Nick	CB	Hillsdale College	2012
Hodel, Nathan	LS	Illinois	2001
Hodges, Bucky	TE	Virginia Tech	2017
Holyfield, Elijah	RB	Georgia	2019
Hood, Kerry	WR	South Carolina	2000
Horton, Mike	G	Mississippi	2020, 2021
Hoskins, Phil	DT	Kentucky	2022
Houghton, Mike	C	San Diego State	2003, 2004
Humphrey, Jay	G	Texas	2002
Hypolite, George	DT	Colorado	2009
Hyman, Ishmael	WR	James Madison	2020
<b>I</b>			
Irvin, Corvey	DT	Georgia	2010
Ivy, Morty	LB	West Virginia	2009
Iyiebuniwe, Joel	LB	Western Kentucky	2022
<b>J</b>			
Jacobs, Ben	LB	Fresno State	2013
Jackson, Bijhon	DE	Arkansas	2019
Jackson, Dexter	WR	Appalachian State	2009
Jackson, Eddie	CB	Arkansas	2004
Jackson, Gabe	G	Mississippi State	2023
Jackson, Kenny	LB	Nevada	2002
Jackson, Lamar	CB	Nebraska	2023
Jackson, Rashawn	FB	Virginia	2010
Jackson, Steven	FB	Clemson	2006
Jackson, Waverly	T	Virginia Tech	1997
Jamerson, Natrell	CB	Wisconsin	2020
Janus, Paul	C	Northwestern	1998, 1999
Jasper, Mike	C	Bethel College	2013
Jeanpierre Jr., Damian	WR	Nicholls State	2019
Jefferson, D.C.	TE	Rutgers	2013
Johnson, Adam	LS	Buffalo State	2004
Johnson, Dorian	G	Pittsburgh	2017, 2018
Johnson, J.R.	LB	Syracuse	2003
Johnson, Jeremiah	RB	Oregon	2010
Johnson, Paris	LB	Miami (OH)	2001
Johnson, Rob	WR	Western Illinois	2002
Johnson, Robert	TE	Auburn	2006
Johnson, Tyron	WR	Oklahoma State	2019
Johnston, Clay	LB	Baylor	2020
Jones, Deion	LB	LSU	2023
Jones, Jamaal	WR	Montana	2017
Jones, Julian	S	Missouri	2002
Jones, Kobe	DE	Mississippi State	2022
Jones, Reggie	WR	Louisiana State	1995
Jordan, Michael	G	Ohio State	2021
Jordan, Omari	DT	Buffalo	2003
Joseph, Alex	LB	Temple	2010
Joseph, Greg	K	Florida Atlantic	2019
Julius, Jalen	CB	Mississippi	2021
<b>K</b>			
Kadela, Dave	T	Virginia Tech	2006
Kane, Morgan	RB	Wake Forest	2001
Kaskey, Matt	T	Dartmouth	2019, 2020
Kearse, Frank	DT	Alabama A&M	2012
Keiser, Thomas	LB	Stanford	2011
Kessman, Alex	K	Pittsburgh	2021
Khayat, Bill	TE	Duke	1997
King, D'Eriq	QB	Miami	2022
King, Tavarres	WR	Georgia	2014
Kirkwood, Keith	WR	Temple	2021
Kush, Eric	G	California (PA)	2015

# ALL-TIME PRACTICE SQUAD ROSTER

## L

Lafavor, Tron	DT	Florida	2004
Landers, Matt	WR	Arkansas	2023
Larkin, Austin	DE	Purdue	2020, 2021, 2022
Larsen, Tyler	C	Utah State	2016
Latsko, Billy	FB	Florida	2007, 2008
Lawrence, Rashard	DL	LSU	2023
Layne, George	FB	Texas Christian	2003
Leota, Eku	OLB	Auburn	2023
Lester, Robert	S	Alabama	2013
Leverette, Otis	DE	UAB	2005
Love, Josh	QB	San Jose State	2021
Lovett, John	RB	Penn State	2022
Lucas, Al	DT	Troy State	2000
Lucas, Marcus	TE	Missouri	2014
Luke, Cole	S	Notre Dame	2018; 2019
Lundblade, Brad	OL	Oklahoma State	2019
Luton, Jake	QB	Oregon State	2023
Lytle, Matthew	QB	Pittsburgh	1999

## M

Maddox, Nick	RB	Florida State	2004
Mangum, Kris	TE	Mississippi	1997
Martin, Charly	WR	West Texas A&M	2009
Martin, Emerson	G	Hampton	1995
Martin, Kamal	LB	Minnesota	2021
Martinez, Adrian	G	Colorado State	2010
Martinez, Blake	LB	Stanford	2023
Marz, Tyler	T	Wisconsin	2019
Matthews, Jordan	TE	Vanderbilt	2023
Maumau, Viliami	DT	Colorado	1998
McCray, Justin	G	Central Florida	2023
McCrary, Nate	RB	Saginaw Valley State	2022
McCullough, Sultan	RB	Southern California	2004
McCullum, Justin	WR	Stanford	2006
McDermott, Shane	G	Miami	2015
McDonald, Andrew	T	Indiana	2013, 2014
McFadden, Kimario	S	South Carolina State	2014
McGhin, Garrett	T	East Carolina	2019
McIlwain, Kamaal	CB	Newberry College	2012
McMahan, Kevin	WR	Maine	2008
Melvin, Rashaan	CB	Northern Illinois	2021
Michel, Markin	WR	Massachusetts	2020
Middleton, Doug	S	Appalachian State	2021
Miller, Ace	LB	UTEP	2014
Miller, Braxton	WR	Ohio State	2019
Milton, Mark	CB	Baylor	2023
Minor, Kory	LB	Notre Dame	1999
Monteiro, Aaron	T	Boston College	2019, 2020, 2021
Montgomery, Joe	RB	Ohio State	2002
Moore, Damontre	DE	Texas A&M	2021
Moore, Devin	RB	Wyoming	2009
Moore, Eric	DE	Florida State	2009
Moore, Zach	DE	Concordia	2017
Morgan, James	QB	Florida International	2021
Morton, Christian	CB	Illinois	2006
Mosby, Arron	LB	Fresno State	2022
Murphy, Shawn	G	Utah State	2010

## N

Nacua, Kai	S	BYU	2018
Nelson, Jonathan	S	Oklahoma	2011
Nixon, Daviyon	DT	Iowa	2022
Norton, Kendrick	DT	Miami (Fla.)	2018
Null, Keith	QB	West Texas A&M	2010

## O

O'Connor, Adam	T	William & Mary	2006
----------------	---	----------------	------

# ALL-TIME PRACTICE SQUAD ROSTER

O'Sullivan, J.T.	QB	California-Davis	2006
Obada, Efe	DE	none	2017
Olson, Drew	QB	UCLA	2007
Omameh, Patrick	G	Michigan	2021
Orr, Chris	LB	Wisconsin	2020
<b>P</b>			
Palmer, Jonathan	G	Auburn	2008
Parker, Aaron	WR	Rhode Island	2021
Parker, A.J.	DB	Kansas State	2023
Parker, Billy	CB	William & Mary	2005, 2006
Parker, Ron	S	Newberry College	2012
Parker, Sirr	RB	Texas A&M	1999
Parms, Damian	S	Florida Atlantic	2017
Patmon, Dezmon	WR	Washington State	2023
Patrick, Jacques	RB	Florida State	2021
Peevy, Jayden	DT	LSU	2023
Perry, Wilmont	RB	Livingstone College	2000
Peters, Scott	G	Arizona State	2005
Pierce, Chris	TE	Vanderbilt	2023
Pleasants, Austen	G	Ohio	2021
Pociask, Jason	FB	Wisconsin	2009
Poole, Tauren	RB	Tennessee	2013, 2014
Porter, Quinton	QB	Boston College	2007
Presley, De'Andre	WR	Appalachian State	2013, 2014
Pressley, DeMario	DT	North Carolina State	2011
Purcell, Mike	DT	Wyoming	2017
<b>Q</b>			
Qualls, Elijah	DT	Washington	2018
<b>R</b>			
Reaves, Darrin	RB	UAB	2014
Reddick, Nakia	S	Central Florida	1997
Redwine, Sheldrick	S	Miami	2021
Reed, Rod	G	Louisiana State	2004
Regis, Micanor	DT	Miami	2014
Ricci, Giovanni	TE	Western Michigan	2020
Riley, Eron	WR	Duke	2010
Riley, Rueben	T	Michigan	2007
Roberson, Cordell	WR	Stephen F. Austin State	2013
Robinson, Kenny	S	West Virginia	2020, 2021, 2022
Rochell, Robert	CB	Central Arkansas	2023
Rodgers, Jake	T	Eastern Washington	2016
Rodriguez, Robert	LB	UTEP	2005
Roh, Craig	DE	Michigan	2013
Rosario, Nelson	TE	UCLA	2012
Rountree, Glenn	G	Clemson	1998
Rowe, Eric	Z	Utah	2023
Royal, Andre	LB	Alabama	1995
Running, Mitch	WR	Kansas State	1997
Russell, Anderson	S	Ohio State	2012
Rutherford, Rod	QB	Pittsburgh	2004
Ryan, Titus	WR	Concordia College	2008
<b>S</b>			
Salley, Nate	S	Ohio State	2006
Samp, Chris	WR	Winona State	2005
Sampson, Kevin	T	Syracuse	2007
Sanchez, Zack	CB	Oklahoma	2016, 2017
Sandland, Beau	TE	Montana State	2016
Santucci, Dan	C	Notre Dame	2010
Sasa, Don	DT	Washington State	1998
Saunders, C.J.	WR	Ohio State	2021, 2022
Schwartz, Geoff	G	Oregon	2008
Scott, Delontae	DE	Southern Methodist	2022
Seastrunk, Lache	RB	Baylor	2014
Seaverns, Justin	LB	Appalachian State	2003
Sharpe, David	T	Florida	2023

# ALL-TIME PRACTICE SQUAD ROSTER

Shaw, James	WR	Jacksonville State	2013
Sheets, Kory	RB	Purdue	2011
Shirley, Jason	DE	Fresno State	2011
Silberman, Ian	G	Boston College	2018
Simonson, Scott	TE	Assumption	2015
Simmons, Jalen	RB	South Carolina State	2016, 2017
Simmons, Terrance	T	Alabama State	2002
Sims, Wes	G	Oklahoma	2006
Slater, Pearce	T	San Diego State	2016
Smith, Armond	RB	Union College	2012, 2013
Smith, Devin	WR	Ohio State	2021
Smith, Greg	TE	Texas	2011
Smith, Kelvin	LB	Syracuse	2009
Smith, Rodney	RB	Minnesota	2020, 2021
Snead, Willie	WR	Ball State	2014, 2021
Southward, Dezmen	S	Wisconsin	2017, 2018
St. Pierre, Brian	QB	Boston College	2010
Stallworth, Taylor	DE	South Carolina	2023
Stanford, R.J.	CB	Utah	2010
Stephens, Travis	RB	Tennessee	2003
Stewart, Todd	T	California	1997, 1998
Stuber, Tim	G	Colorado State	2002
Strachan, Michael	WR	Charleston (WV)	2023
Sullivan, Reggie	S	Johnson C. Smith	2011
Sullivan, Stephen	TE	Louisiana State	2021
Sutter, Ryan	S	Colorado	1998
<b>T</b>			
Ta'amu, Jordan	QB	Mississippi	2021
Tarpinian, Jeff	LB	Iowa	2013
Taylor, Terrance	DT	Michigan	2009
Tecklenburg, Sam	T	Baylor	2020, 2021, 2022
Teuhema, Sione	LB	Southeastern Louisiana	2019
Thomas, Jordan	OLB	Mississippi State	2023
Thomas-Oliver III, Stantley	CB	Florida International	2023
Thompson, Colin	TE	Temple	2021, 2022
Thompson, Tyrus	T	Oklahoma	2016
Thornton, Josh	CB	Southern Utah	2018
Traore, Badara	OL	LSU	2023
Tufts, Sean	LB	Colorado	2004, 2005
Turner, Jim	WR	Syracuse	2001
Turner, Landon	G	North Carolina	2018
<b>U</b>			
Upshaw, Chad	TE	Buffalo	2007
<b>V</b>			
Vander Laan, Jason	TE	Ferris State	2018
Vaughan, Josh	RB	Richmond	2010, 2011
Vaughn, Chip	S	Wake Forest	2011
Vaughn, Khaleed	DE	Clemson	2005
<b>W</b>			
Walker, Casey	DT	Oklahoma	2013, 2014
Walker, Marcus	CB	Oklahoma	2009
Wallace, Eric	TE	Seattle	2016
Wallace, Martin	G	Temple	2014
Ware, Sean	LB	New Hampshire	2010
Washington, T.J.	T	Virginia Tech	2001
Watson, Josh	LB	Colorado State	2021
Weaver, Alton	DT	Oklahoma State	1999
Webster, Larry	DE	Bloomsburg	2016
White, DeAndrew	WR	Alabama	2018, 2019
Wiggins, Brian	WR	Texas Southern	1995, 1996
Wilder, Sam	G	Colorado	2006
Wilds, Garnell	CB	Virginia Tech	2005
Williams, Antwione	LB	Georgia Southern	2018

# ALL-TIME PRACTICE SQUAD ROSTER

Williams, Lorenzo	DT	Missouri	2008
Williams, Louis	C	Louisiana State	2001, 2003
Williams, Preston	WR	Colorado State	2022
Williams, Raequan	DT	Michigan State	2022, 2023
Williams, Thomas	LB	Southern California	2010
Williams, Zack	C	Washington State	2012
Wilson, Bobo	WR	Florida State	2019
Wilson, C.J.	CB	Baylor	2007
Wilson, Gillis	DE	Southern	2000
Wilson, Kion	LB	South Florida	2011
Wilson, Lawrence	LB	Connecticut	2011
Winslow, Ryan	P	Pittsburgh	2021
Wooten, Chandler	LB	Auburn	2023
Wormley, Chris	DE	Michigan	2023
Wright, Derek	WR	Utah State	2022, 2023
Wusu, Timi	LB	Stanford	2006
<b>Y</b>			
Yamini, Bashir	WR	Iowa	2002
Yankey, David	G	Stanford	2016
Yeboah-Kodie, Phil	LB	Penn State	1995
Young, Lou	CB	Georgia Tech	2014, 2015, 2016



# 2024 PRO FOOTBALL HALL OF FAME INDUCTEE

## 90 JULIUS PEPPERS

### FIRST BALLOT HOF

On the evening of February 8th, Julius Peppers was announced as part of the seven-member Class of 2024 of the Pro Football Hall of Fame and will be enshrined in Canton, Ohio, in August.

He was joined in the class by modern-era classmates Patrick Willis, Andre Johnson, Devin Hester, and Dwight Freeney, along with seniors candidates Steve McMichael and Randy Gradishar.

He's the second Panthers legend in three years to be inducted (following linebacker Sam Mills in 2022) and the first player drafted by the Panthers to be inducted into the Hall.

### HONORS

- NFL All-Decade Team – 2000s, 2010s
- Pro Bowl – 2004, 2005, 2006, 2008, 2009, 2010, 2011, 2012, 2015
- AP All-Pro First Team – 2004, 2006, 2010
- AP All-Pro Second Team – 2008, 2009, 2012

*Bold indicates while a member of the Carolina Panthers*

### NFL SUPERLATIVES

- 266 games played are the sixth most by a defensive player in NFL history.
- Ranks fourth in NFL history with 159.5 sacks.
- Finished in top 10 in NFL in sacks six times – 2002, 2004, 2006, 2008, 2009, 2012.
- Produced 10 seasons with double-digit sacks, the fourth most in NFL history.
- Only player in NFL history with 150 or more sacks and 10 or more interceptions.
- 11 career interceptions are the second most by a defensive end in NFL history.
- Ranks second in NFL history with 51 forced fumbles (since 2000 when the statistic became available).
- Credited with 82 career pass deflections, the second most in NFL history by a defensive end (since 2000 when the statistic became available).

### PANTHERS ACCOMPLISHMENTS

- Led/tied for team lead in sacks seven times – 2002, 2004, 2005, 2006, 2008, 2009, 2017.
- Recorded a career-high 14.5 sacks in 2008, equaling the third most in team history.
- Totaled 143 interception return yards in 2004, the second most in team history and an NFL record for a defensive lineman at the time.
- Key member of Panthers defense that finished in top 10 six times – 2002, 2003, 2005, 2006, 2009, 2017.
- Helped Panthers defense rank among the NFL's top 10 in sacks per pass attempt five times – 2002, 2003, 2005, 2006, 2017.
- Named Panthers Walter Payton NFL Man of the Year nominee in 2018.



# PANTHERS HALL OF HONOR



**The Panthers Hall of Honor began on September 21, 1997 when former team president and general manager Mike McCormack became the first inductee. In 1998, he was joined by former linebacker Sam Mills, who entered as the first former Panthers player to be so honored.**

**In the opening regular season game against Green Bay in 2004, the PSL Owners who helped make the stadium and franchise possible were honored at halftime as part of the Hall of Honor.**

**On October 6, 2019, under new ownership in David Tepper, the Panthers expanded the Hall of Honor with the first class of players in over 20 years. At halftime of the team's Week 5 win over Jacksonville, the Panthers inducted all-time greats Steve Smith, Sr., Jake Delhomme, Jordan Gross and Wesley Walls.**

**The Hall of Honor was recently expanded to nine members last season, as the Class of 2023 welcomed Julius Peppers and Muhsin Muhammad on October 29, 2023 at halftime of the team's Week 8 win over the Houston Texans.**

The second overall pick in the 2002 NFL Draft by the Panthers, **Julius Peppers'** combination of speed, strength and athleticism enabled him to become one of the greatest defensive ends and most dominant pass rushers in NFL history.

Peppers owns franchise records for sacks (97), multi-sack games (23), tackles by a defensive lineman (583), forced fumbles (34) and blocked field goals (9). He led or tied for the team lead in sacks seven times, including a career-high 14.5 in 2008 – the third-highest single-season total in team history.

As a member of the Panthers (2002-09; 2017-18), Peppers went to five Pro Bowls (2004, 2005, 2006, 2008, 2009) and earned AP All-Pro First-Team honors twice (2004, 2006) and AP All-Pro Second-Team recognition twice (2008, 2009). In addition, he was a two-time NFL All-Decade Team selection (2000s, 2010s).

Capable of making game-changing plays at any moment, Peppers ranks fourth in NFL history with 159.5 sacks and is the only player in NFL history with 150 or more sacks and 10 or more interceptions. He's also second in league history with 51 forced fumbles, and his 82 passes defended are **447**

the second-most for defensive ends since the stat has been tracked since 2000.



**Muhsin Muhammad** played 11 of his 14 NFL seasons with the Panthers (1996-04; 2008-09) after being chosen in the second round of the 1996 NFL Draft. The wide receiver provided a physical and playmaking receiving threat, finishing his career second in franchise history in receptions (696), receiving yards (9,255), receiving touchdowns (50) and 100-yard receiving games (27).



# PANTHERS HALL OF HONOR

A two-time Pro Bowl selection (1999, 2004), Muhammad earned AP All-Pro First Team honors in 2004 after leading the NFL in receiving yards (1,405) and receiving touchdowns (16) on 93 catches.


He became the first player in team history to produce two 1,000-yard receiving seasons as well as the first player to do so in consecutive years with 1,253 yards in 1999 and 1,183 yards in 2000.

After pacing the NFC with 96 receptions in 1999, Muhammad again led the NFC and tied for the NFL lead with 102 receptions in 2000 to become the first player to lead the NFC in receptions in consecutive seasons since Sterling Sharpe in 1992 and 1993.

In Super Bowl XXXVIII against New England, fellow Hall of Honor member Jake Delhomme connected with Muhammad for a Super Bowl record 85-yard touchdown.

**Steve Smith** finished his career as Carolina's all-time best wide receiver and return man. He is the franchise's all-time leader in career receiving yards (12,197), receiving touchdowns (67), total touchdowns (75), scrimmage yards (12,584), all-purpose yards (16,614) and 100-yard receiving games (43).

Smith set a franchise record for most receiving yards in a season (1,563, 2005), tied for second in touchdowns in a season (12) and second in receptions in a season (103).



**Jake Delhomme** was Carolina's quarterback from 2003-09, leading the Panthers to three playoff appearances and an NFC championship in his first season in 2003.

Delhomme finished his Panthers career as the team's leader in career game-winning drives with 21, setting a franchise record with seven in the 2003 season.

He is now second in franchise history in career passing yards (19,258), passing touchdowns (120), completions (1,580), completion percentage (59.2), 300-yard passing games (11) and QB wins (53).

Delhomme made his mark in the postseason where he finished his career as Panthers leader in career postseason passing yards (1,847), passing touchdowns (12) and QB wins (5). He set an NFL record for longest passing touchdown in a Super Bowl with an 85-yard pass to Muhsin Muhammad in Super Bowl XXXVIII, and became the first quarterback in NFL history to tally four consecutive postseason road victories (2003-at St. Louis, at Philadelphia, 2005-at New York Giants, at Chicago).



# PANTHERS HALL OF HONOR

**Jordan Gross** played his entire 11-year career with the Panthers at tackle. He played and started in 167 career games, the most starts of any player in franchise history and the fourth-most game played. He played in nine playoff games as a Panther, tied for third-most playoff appearances in franchise history.

Gross left a legacy as one of Carolina's best and most consistent lineman. He had the most games played by any lineman and appeared in the Pro Bowl in three seasons with an AP All-Pro honor in 2008.

During his career, Gross helped Carolina rank fifth in total rushing yards (22,138) from 2003-13.



**Wesley Walls** was one of Carolina's first great players on the national stage. He went to five Pro Bowls and earned AP All-Pro recognition four times.

After playing with San Francisco and New Orleans, Walls found a home in Carolina in 1996, putting together a breakout season and helping lead Carolina to a division title and a new NFL record for wins by an expansion team in its first two seasons.



He finished his NFL career with 450 receptions, 5,291 receiving yards and 54 touchdowns, a mark that today is tied for 13th among NFL tight ends all-time.

In Panthers franchise history, Walls ranks fourth with 3,902 receiving yards, third with 44 touchdowns and fourth with 324 receptions.

His 1999 season was one of the best ever as he tied a then-NFL record for touchdowns by a tight end with 12. It still ranks as the most by a Panthers tight end in franchise history.

The Panthers Hall of Honor began on September 21, 1997, when former team president **Mike McCormack** became the first inductee. In 1998, he was joined by former linebacker **Sam Mills**, who entered as the first former Panthers player to be so honored.

While McCormack's NFL career spanned five decades and a number of teams, he may have left his most indelible mark on the Panthers. Starting as a consultant in 1989, McCormack helped the Panthers ownership group lobby the NFL early in the process, and after the Panthers landed the franchise by a unanimous vote in October 1993, McCormack was the team's first general manager before being named president.

McCormack retired in 1997 after the Panthers put together the best two initial seasons by an expansion franchise in NFL history, posting seven wins in 1995 and 12 wins with a division title in 1996.



Mills was inducted into the Hall in 1998 after he completed his playing career with the Panthers. Mills had a number of memorable moments in a Panthers uniform including an interception return for a touchdown that spurred Carolina to the first win in team history in 1995, and his interception against Dallas sealed the Panthers win in the NFC divisional playoff following the 1996 season.

# PANTHERS HALL OF HONOR

Mills played 15 years as a professional, starting 171-of-181 NFL games and earning five Pro Bowl selections. Mills appeared in his final Pro Bowl as a representative of the Panthers in 1996 at the age of 37.



In the opening regular season game against Green Bay in 2004, the *PSL owners* who helped make the stadium and franchise possible were also honored at halftime. The Panthers sold over 60,000 Permanent Seat Licenses to help fund the construction of Bank of America Stadium.

Mills led his team in tackles 10 times and eclipsed the 100-tackle plateau in eight seasons. After being signed as a free agent by Carolina in 1995, he became the cornerstone of the Panthers defense and was the only player to start every game during the Panthers first three seasons. He eventually went on to coach the Panthers as an assistant for seven seasons before losing his battle with cancer in 2005.

Mills inspired the 2003 team to “Keep Pounding” before a home playoff game against Dallas and that phrase has become a cornerstone of the Panthers culture and identity.



# TEAM CHRONOLOGY

## 1987

- April 16 Jerry Richardson approaches NationsBank Chairman Hugh McColl about the idea of bringing an NFL team to the Carolinas.
- July 16 Jerry and Mark Richardson; NationsBank Chairman and Chief Executive Officer Hugh McColl, Jr.; attorney Richard Thigpen, Jr.; Max Muhleman of Muhleman Marketing and John Lewis of Arthur Andersen and Company meet in Charlotte to discuss the feasibility of entering the multi-city competition for two NFL expansion franchises.
- August 21 Mark Richardson travels to Kansas City, Missouri, to select HOK Sports Facilities Group as the architects for an NFL stadium, later named Ericsson Stadium.
- December 15 Jerry Richardson officially announces an NFL franchise bid and the stadium effort for the Carolinas and begins lobbying NFL owners.

## 1988

- July 1 Jerry Richardson announces the near completion of franchise financing plans and the selection of four possible stadium sites — two in York County, South Carolina, and two in North Carolina.

## 1989

- April 11 Mike McCormack, a Hall of Fame lineman with the Cleveland Browns and former president, general manager and head coach of the Seattle Seahawks, joins Richardson Sports as executive consultant for the Carolinas NFL expansion effort.
- August 20 At “Carolinas Kickoff ‘89” staged by Richardson Sports, a sellout crowd of 52,855 in Raleigh’s Carter-Finley Stadium watches the New York Jets and Philadelphia Eagles, demonstrating the region’s support of NFL football in the Carolinas.
- September 5 Jerry Richardson announces the formation of a 12-member partnership group to bolster his expansion effort.
- December 15 Richardson Sports selects a site in uptown Charlotte as the future site of a privately financed NFL stadium, which will seat more than 70,000 people.

## 1990

- August 11 “Carolinas Kickoff II” features the Washington Redskins and the Atlanta Falcons in a game billed as the “Backyard Battle” before a sellout crowd of 52,036 Carolinians, this time at Kenan Stadium in Chapel Hill, North Carolina.

## 1991

- February 26 F.N. Thompson Company of Charlotte is selected as the general contractor for the later-named Ericsson Stadium.
- June 26 South Carolina Governor Carroll Campbell and North Carolina Governor Jim Martin officially announce their support of NFL expansion in the Carolinas through the formation of a blue-ribbon committee of leading citizens from both states.
- August 24 69,117 fans cram Williams-Brice Stadium in Columbia, South Carolina for the “Victory Bowl” or “Carolinas Kickoff III” between the Washington Redskins and New York Jets. The crowd represents the largest neutral-site attendance for an NFL exhibition game in 10 years.
- September 13 Richardson Sports submits a formal community application for a Carolinas NFL franchise along with a \$100,000 deposit. This application outlines demographics and other market statistics and NationsBank commitment to finance the stadium.
- September 30 Richardson Sports submits a partnership application for a Carolinas franchise.
- December 10 Richardson Sports representatives make Carolina’s presentation to NFL Commissioner Paul Tagliabue, President Neil Austrian and their staff in New York.

## 1992

- March 18 At the NFL owners meeting in Phoenix, the NFL reduces the number of expansion hopefuls from 11 to seven with the Carolinas’ bid making the cut.
- May 20 At the league meeting in Pasadena, California, the NFL cuts the list of expansion hopefuls to five communities — including the Carolinas.
- September 1 Jerry and Mark Richardson present a stadium financing plan to NFL officials at a meeting in Charlotte. Although no details are revealed publicly, the Richardsons disclose that no public money would be used to finance the stadium. This financing plan involves the sale of Permanent Seat Licenses (PSLs).
- October 20 At the NFL owners meeting in Chicago, league officials delay expansion until 1993 because of a labor dispute involving the players’ union collective bargaining agreement.



# TEAM CHRONOLOGY

## 1993

- March 23 At the league meeting in Palm Desert, California, NFL owners announce the final timetable for expansion with plans calling for two teams to be awarded in October 1993.
- April 20 The NFL gives approval to Richardson Sports' plan to privately finance a 72,300-seat stadium with the sale of Permanent Seat Licenses (PSLs).
- May 6 The NFL and its players reach a landmark settlement regarding a seven-year collective bargaining agreement, clearing the way for expansion.
- May 20 Jerry Richardson unveils a model and renderings of the Panther blue, silver and black, 72,300-seat stadium that would house an NFL expansion team for the Carolinas.
- May 25 At the owners meeting in Atlanta, the NFL announces the price for an expansion franchise — \$140 million.
- July 1 A Fair Share Agreement between Richardson Sports and the NAACP spells out far-reaching opportunities for minorities with the Carolinas NFL expansion team.
- July 1 The sale of luxury suites, club seats and PSLs officially begins with Richardson Sports receiving 15,000 pieces of mail from first-day orders collected June 28-July 1. By the end of the first day, all 8,314 club seats sell out, and all 104 luxury suites are reserved and ultimately leased (later 33 additional suites are added to Carolinas Stadium). First-day PSL orders total 41,632.
- August 31 Richardson Sports travels to New York to deliver its financing plan to the NFL.
- September 3 The ticket campaign for potential NFL expansion cities ends with the Carolinas receiving orders for 104 luxury suites, 8,314 club seats and 49,724 PSLs. Deposits for luxury suites, club seats and PSLs total \$54 million, representing a total pledge of \$112.7 million.
- September 10 Richardson Sports delivers to the NFL term sheets for loans to construct a state-of-the-art stadium and purchase the franchise.
- September 13 Richardson Sports and Clemson University announce that the Carolinas NFL expansion team would play its first season (1995) in Clemson Memorial Stadium, known as "Death Valley."
- September 22 Richardson Sports makes a 1-1/2 hour presentation to the NFL expansion and finance committees and league officials, including Commissioner Tagliabue. They report to the league that NationsBank and Wachovia have posted a \$30-million guarantee to purchase unsold PSLs. Effectively, the stadium is sold out, and total money pledged is \$142.7 million.
- OCTOBER 26** **At the league meeting in Chicago, NFL owners unanimously select the Carolinas as the 29th NFL franchise and the first expansion team since 1976. Owners also voted to delay selection of the second franchise until November 30 with Baltimore, St. Louis, Jacksonville and Memphis still under consideration.**

## 1994

- January 1 Jon Richardson officially joins the Panthers as Director of Stadium Operations.
- January 3 The Carolina Panthers put 12,000 remaining PSLs on sale. All orders received January 3-8 are given first-day priority. In addition, they announce that the remaining 10,000 PSLs will remain on sale until they are sold out. In all, Panthers fans respond from 16 states and the District of Columbia during the week-long priority period.
- January 12 Jerry Richardson announces the hiring of veteran NFL executive Bill Polian as general manager and the promotion of Mike McCormack to club president.
- April 22 Led by owner and founder Jerry Richardson, the Carolina Panthers hold the groundbreaking ceremony at the stadium's uptown site. The construction is expected to take 27 months to complete.
- April 24 The Carolina Panthers move to the front of the 1995 draft order when owner and founder Jerry Richardson wins a coin flip with Wayne Weaver of the Jacksonville Jaguars during the NFL draft. Commissioner Paul Tagliabue flipped the coin at the NFL draft headquarters.
- May 3 The Panthers accept Wofford College Board Of Trustees Chairman Walt Sessions' invitation to hold training camp on the Spartanburg campus beginning with the inaugural season in 1995.
- May 26 The NFL owners vote to pit the expansion Panthers and Jacksonville Jaguars against one another in the 1995 Hall of Fame game. The game will be the first game in team history for both franchises.
- July 19 The Panthers select Winthrop University in Rock Hill, South Carolina, to be the team's temporary practice site until completion of the team's facilities at Ericsson Stadium.
- October 5 The Carolina Panthers hold their first free agent workout at Winthrop University in Rock Hill, South Carolina. Participating are former Duke running back Randy Cuthbert and former Johnson C. Smith wide receiver Gregory Clifton, along with Matt Elliott, Darryl Moore, Beno Bryant, and Jeff Pahukoa.

# TEAM CHRONOLOGY

- November 2 NFL Commissioner Paul Tagliabue slots the Carolina Panthers in the NFC West, joining the Atlanta Falcons, New Orleans Saints, Los Angeles Rams and San Francisco 49ers.
- December 15 The original Carolina Panthers are signed. Matt Campbell, Randy Cuthbert, Kevin Farkas, Mike Finn, Willie Green, Carlson Leomiti, Darryl Moore, Tony Smith, Lawyer Tillman and Eric Weir form the group.

## 1995

- January 4 The Panthers hire the team's first coaches, adding offensive line coach Jim McNally and wide receivers coach Richard Williamson, both from the Cincinnati Bengals.
- January 23 The Panthers sign Dom Capers from the Pittsburgh Steelers as the first head coach in team history.
- February 15 The Carolina Panthers select 35 players in the expansion draft. With the second overall pick they select cornerback Rod Smith from the New England Patriots.
- February 20 The Carolina Panthers sign two unrestricted free agents: kicker John Kasay from the Seattle Seahawks and defensive end Mike Fox from the New York Giants. The signings mark the first unrestricted free agents to join the Panthers in team history.
- April 4 The Panthers take the field for the first time as a team during the first of a series of off-season workout sessions.
- April 22 The Carolina Panthers make quarterback Kerry Collins of Penn State the team's first draft choice, selecting him with the fifth overall selection, acquired from Cincinnati.
- May 2 Panthers owner Jerry Richardson announces his resignation as chairman from Flagstar in order to devote his attention to his involvement in NFL activities.
- May 3 Carolinas Stadium Corp hosts topping out ceremonies at the stadium, recognizing that construction has reached its highest point.
- July 14 The Panthers report to the team's first ever training camp, marking the official beginning of the inaugural season campaign.
- July 29 The Carolina Panthers defeat the Jacksonville Jaguars 20-14 in the Hall of Fame Game, becoming the first NFL team to win its inaugural contest.
- September 3 The Panthers lose 23-20 in overtime to the Atlanta Falcons in the team's first regular-season game.
- October 15 The Panthers earn their first win in franchise history, defeating the New York Jets 26-15, highlighted by Sam Mills' 36-yard interception return for a touchdown.
- November 5 The Panthers win an expansion-record fourth game in a row, defeating the San Francisco 49ers 13-7 at 3Com Park, marking the first time in league history an expansion team defeated the defending world champion.
- December 24 The Panthers wind up their inaugural season with a 7-9 record, more than doubling the previous expansion-best mark of three wins. The NFL seventh-ranked defense had the best record of any non-playoff team in the league over the last 11 weeks, posting a 7-4 record after opening the season 0-5. The team notches an expansion-best 5-3 home record at its home-away-from-home field at Clemson's Memorial Stadium.

## 1996

- June 26 Carolina Panthers Director of Business Operations Mark Richardson announces an agreement to name the Panthers new home Ericsson Stadium.
- July 26 The six bronze panthers that flank each of Ericsson Stadium's main entrances are unveiled. The statues were the largest sculpture commission in the United States.
- July 27 The gates of Ericsson Stadium are opened for the first time at PSL Appreciation Day marking the first public event in the Stadium.
- August 3 The Panthers defeat the Chicago Bears 30-12 in a preseason game, the team's first contest in their new home.
- September 1 The Panthers defeat the Atlanta Falcons 29-6 in the first regular season game at Ericsson Stadium.
- December 22 Defeating the Pittsburgh Steelers 18-14 with a last minute goal-line stand, the Panthers conclude the 1996 regular season with a 12-4 record and the NFC West division title. The team recovered from a 5-4 start to win its last seven games and a first-round playoff bye. John Kasay's three field goals against the Steelers give him 37 for the season and a new single-season NFL record.

# TEAM CHRONOLOGY

## 1997

- January 5 The Panthers defeat the defending Super Bowl Champion Dallas Cowboys 26-17 at Ericsson Stadium in the team's first playoff game.
- March 12 Panthers President Mike McCormack announces his retirement as president of the Carolina Panthers, ending a 46-year NFL career as a player, coach and executive.
- April 2 Jon Richardson is named president of Carolinas Stadium Corp and Mark Richardson president of the Carolina Panthers.
- September 21 Mike McCormack is inducted as the first member of the Carolina Panthers Hall of Honor.

## 1998

- September 27 During halftime ceremonies of the Panthers game versus Green Bay, Sam Mills is inducted into the Carolina Panthers Hall of Honor as the first former player to be so recognized.

## 1999

- January 4 George Seifert, who guided San Francisco to two Super Bowl titles as head coach and won a total of five Super Bowl rings with the 49ers, is named as the second head coach of the Carolina Panthers. Seifert comes to Carolina after compiling a 108-35 (including playoffs) record in eight seasons at San Francisco, giving him the best winning percentage in NFL history (.755).

## 2001

- May 22 At the NFL Spring Meeting in Rosemont, Illinois, NFL owners unanimously approved the realignment of the League into eight four-team divisions when the Houston Texans begin play in 2002. Carolina was placed in the NFC South division with Atlanta, New Orleans and Tampa Bay.

## 2002

- January 25 The Panthers name John Fox as the third head coach in franchise history. Carolina is the first head coaching position for Fox, who was the defensive coordinator for the New York Giants from 1997-2001.
- February 22 Marty Hurney is promoted to General Manager from Director of Football Operations.
- September 8 Panthers break 15-game losing streak with 10-7 victory over Baltimore Ravens in John Fox's head coaching debut.

## 2003

- September 7 Panthers stage biggest rally in team history, overcoming 17-0 deficit in season opener against Jacksonville as quarterback Jake Delhomme comes off the bench to throw three second half touchdown passes.
- October 12 Carolina goes 5-0 with an overtime victory at Indianapolis to record best start in franchise history as John Kasay kicks a 47-yard field goal.
- October 26 Panthers set NFL record with their third overtime road victory on a 31-yard John Kasay field goal as Stephen Davis sets a then club record for yards rushing in a single game with 178 on 31 carries.
- December 14 Carolina wins its first NFC South title as John Kasay kicks a 49-yard field goal with four seconds remaining to give Panthers a 20-17 victory at Arizona and clinch second playoff berth in team history.

## 2004

- January 3 In the second home playoff game in team history and first since January 5, 1997, the Panthers defeat Dallas 29-10 at Ericsson Stadium.
- January 10 In fifth longest game in NFL history, the Panthers score on the first play of the second overtime as Jake Delhomme hits Steve Smith with a 69-yard scoring pass to give Carolina an NFC Divisional win at St. Louis, breaking a 14-game home winning streak by the Rams.
- January 16 Bank of America and the Carolina Panthers announced a title sponsorship agreement at Founders Hall. Bank of America Stadium will be the name of the Panthers home.
- January 18 Carolina wins its first NFC Championship, defeating Philadelphia 14-3 at Lincoln Financial Field as Ricky Manning, Jr. ties an NFL Championship game record with three interceptions.
- February 1 The Panthers play in Super Bowl XXXVIII at Reliant Stadium in Houston, Texas, losing to the New England Patriots 32-29.

# TEAM CHRONOLOGY

## 2005

August 13

The Panthers retired jersey number 51, making Sam Mills the only player in team history to receive the honor. Mills played for the Panthers from 1995-97 and earned a Pro Bowl selection in 1996. After retiring in 1997, Mills became a scout for the Panthers in 1998 and served as the team's linebackers coach from 1999-2004. He became the first former player and second member of the Panthers Hall of Honor in 1998.

## 2006

January 8

The Panthers registered the first road playoff shutout in the NFL since 1979, defeating the New York Giants, 23-0. In holding scoreless a New York team that ranked third in the League in scoring during the regular season, Carolina became the first NFL team to register a shutout on the road in the playoffs since the Los Angeles Rams posted a 9-0 victory at Tampa Bay (1/5/80) in the 1979 NFC Championship. Ironically, the last time head coach John Fox coached a playoff game at Giants Stadium, his defense also pitched a shutout. With Fox as the Giants defensive coordinator, New York shut out Minnesota, 41-0, in the 2000 NFC Championship. The shutout was Carolina's third in team history as the Panthers limited New York to 132 total net yards and rushed for 223 yards on offense.

January 15

The Panthers won their fourth consecutive road game in the playoffs to equal the NFL record for the most consecutive postseason road victories, previously accomplished by the Dallas Cowboys from 1975-81. With the win, head coach John Fox became only the fifth head coach in NFL history to record at least four postseason victories. Wide receiver Steve Smith amassed 218 receiving yards and two touchdowns on 12 receptions. His receiving yardage ranked as the most in team history and the fourth-highest postseason total in NFL history. His 12 catches tied for the second-highest total in NFL postseason annals.

## 2008

December 28

Carolina defeats the New Orleans Saints, 33-31, on a John Kasay game-winning 42-yard field goal with one second remaining to clinch the NFC South division title and earn the franchise's fourth-ever playoff berth. The Panthers finished the regular season with a 12 victories, equaling the most wins in team history.

## 2009

September 1

Jon Richardson resigns as president of Bank of America Stadium and Mark Richardson resigns as president of the Carolina Panthers.

September 2

Danny Morrison is named president of the Carolina Panthers. He joins the organization with experience as Texas Christian University athletics director, Southern Conference commissioner and Wofford College athletics director and senior vice president.

## 2011

January 11

The Panthers name Ron Rivera as the fourth head coach in franchise history. Carolina is the first head coaching position for Rivera, who previously served as defensive coordinator for the San Diego Chargers beginning midway through the 2008 season. A linebacker on the Chicago Bears 1985 Super Bowl Championship team, Rivera also served as defensive coordinator for the Bears from 2004-06.

April 28

The Panthers select quarterback Cam Newton with the No. 1 overall selection in the 2011 NFL Draft. Newton is named Associated Press Offensive Rookie of the Year after a record-setting rookie campaign. Newton accounted for a NFL rookie record 35 total touchdowns (21 passing, 14 rushing), passed for a then NFL rookie record 4,051 yards and rushed for an NFL quarterback record 14 touchdowns.

## 2012

January 29

Carolina makes the first logo refinement in the team's 18-year history. It has been designed to provide a more aggressive, contemporary look to the logo while making it more three-dimensional for ever-increasing digital use. The primary tweaks made by the creative department of the National Football League are primarily in the features in the eyes and mouth.



# TEAM CHRONOLOGY

## 2013

January 9

The Panthers name Dave Gettleman as general manager. Carolina is the first general manager position for Gettleman, who came from the New York Giants where he served as the senior pro personnel analyst in 2012 after working as director of pro personnel the previous 13 years. Gettleman was a part of six Super Bowl teams, including three winners. He was with Buffalo in 1990 and 1991, Denver in 1997 and the Giants in 2000, 2007 and 2011.

February 2

Panthers linebacker Luke Kuechly is named 2012 Associated Press Defensive Rookie of the Year, becoming the second player in Panthers history to win the award, joining Julius Peppers (2002). Kuechly tallied a league-leading 164 tackles (103 solo) to become the first rookie since San Francisco's Patrick Willis in 2007 to lead the NFL in tackles. The Panthers are just the fourth team to have back-to-back offensive or defensive rookies of the year (Cam Newton – 2012 Offensive) since the Associated Press started presenting the awards in 1967.

December 29

The Panthers defeat the Atlanta Falcons, 21-20, at the Georgia Dome to finish the regular season with a 12-4 record, earning the NFC South division title and the team's first playoff appearance since 2008. After starting the season with a 1-3 record, the Panthers won 11 of their final 12 regular season games – including a franchise record eight-game winning streak – to secure the No. 2 seed in the NFC and a first-round bye.

## 2014

February 1

Ron Rivera is selected as Associated Press NFL Coach of the Year, and linebacker Luke Kuechly wins Associated Press NFL Defensive Player of the Year, accepting the honors during the NFL Honors award show in New York. Rivera received 21.5 votes. Kansas City Chiefs coach Andy Reid finished second with 13.5 votes. He is the second coach in Panthers history to earn the award, joining Dom Capers who won in 1996. Rivera led Carolina to 12 wins, the NFC South division title and the team's first playoff appearance since 2008. Kuechly received 13 votes to edge Robert Mathis of the Indianapolis Colts by 1.5 votes. With Kuechly captaining the defense, the Panthers ranked second in the NFL in total and scoring defense in 2013, allowing 301.2 yards and 15.1 points per game. He is the first Panthers player to win the award.

December 28

The Panthers defeat the Atlanta Falcons, 34-3, at the Georgia Dome to earn the team's second consecutive NFC South division title and playoff appearance. The Panthers became the first team in NFC South history to win consecutive division championships since realignment in 2002 and the first team since 1970 to overcome a six-game losing streak and win their division.

## 2015

January 3

The Panthers defeat the Arizona Cardinals, 27-16, at Bank of America Stadium to win the team's first playoff game since 2005. The Panthers held the Arizona Cardinals to an NFL playoff record low 78 total net yards, breaking a 56-year old record of 86 yards allowed by the New York Giants against the Cleveland Browns in 1958.

January 31

Linebacker Thomas Davis is named the 2014 Walter Payton NFL Man of the Year. The award recognizes a player's off-the-field community service as well as his playing excellence. A team captain, Davis finished produced his third consecutive 100-tackle season for the Panthers 10th-ranked defense. Davis makes a difference in the community with his Thomas Davis Defending Dreams Foundation, a non-profit dedicated to providing and promoting free programs that enhance the quality of life for underprivileged children and their families.

November 2

Kicker Graham Gano's 52-yard field goal in overtime vs. Indianapolis gives Carolina a 29-26 victory, the team's first home overtime win in franchise history. Carolina becomes the first team in the NFL since the elimination of the sudden death overtime rule in 2012 to win a game after trailing in overtime.

December 6

The Panthers become the first team to win the NFC South Division title three consecutive times after defeating the New Orleans Saints in New Orleans, 41-38.

December 20

With a 38-35 victory at the New York Giants, the Panthers set an NFC record with an 18th-consecutive victory. The streak, which began at New Orleans (12/7/14), surpassed the previous record of 15 consecutive wins by San Francisco from 1989-90 and Green Bay from 2010-11. The 18 consecutive victories include 14 consecutive victories in a single season, a franchise record. Quarterback Cam Newton became the first player in NFL history with 300 or more passing yards, five or more passing touchdowns and 100 or more rushing yards in a single game.

# TEAM CHRONOLOGY

## 2016

- January 3 The Panthers defeat the Tampa Bay Buccaneers to finish the season with a franchise-best 15-1 record. The Panthers are the fourth team in the Super Bowl era to start a season 14-0, joining the 1972 Miami Dolphins, 2007 New England Patriots and 2009 Indianapolis Colts.
- January 24 The Panthers host the first NFC Championship at Bank of America Stadium, defeating the Arizona Cardinals 49-15 to advance to Super Bowl 50. The 49 points scored are the second-most points scored in a conference championship game since the AFL-NFL merger in 1970. Including two playoff games, the Panthers win every home game in the 2015 season for the first time in franchise history.
- February 6 Cam Newton is selected as the Associated Press NFL Most Valuable Player, the first time in franchise history a Panther has been named MVP. He is also named the Associated Press NFL Offensive Player of the Year. Head Coach Ron Rivera is selected as the Associated Press NFL Coach of the Year for the second time in three seasons.
- February 7 The Panthers play in Super Bowl 50 at Levi's Stadium, Santa Clara, California, losing to the Denver Broncos, 24-10.

## 2017

- February 9 Danny Morrison resigns as president of the Carolina Panthers.
- July 19 Marty Hurney, who previously served as the team's general manager from 2002-12, is named interim general manager.

## 2018

- February 21 Marty Hurney is named full-time general manager.
- May 16 The Carolina Panthers announce that a definitive agreement has been signed to sell the team to David Tepper, the founder and president of global hedge fund Appaloosa Management, L.P., and a well-known philanthropist.
- May 22 At the league meeting in Atlanta, NFL owners and the league's finance committee unanimously approve David Tepper as the new owner of the Carolina Panthers.
- August 24 The Carolina Panthers announce that Tom Glick, previously the chief commercial officer of City Football Group, a multi-national soccer organization, was named team president of business operations.

## 2019

- February 1 Longtime star defensive end Julius Peppers retired from the NFL. Peppers, who played for the Panthers from 2002-09 and 2017-18, finished his career ranked fourth in NFL history with 159.5 sacks, including a franchise-record 97 with Carolina. He is the only player in NFL history with 150 sacks and 10 interceptions.
- March 18 Construction crews began work on the Carolina Panthers new practice bubble and practice field reconfiguration. The new practice bubble provides a climate controlled, indoor artificial turf field for the team to utilize as needed.
- October 6 The Panthers expanded the Hall of Honor with the first class of players in over 20 years. At halftime of the team's Week 5 win over Jacksonville, the Panthers inducted all-time greats wide receiver Steve Smith, Sr., quarterback Jake Delhomme, offensive tackle Jordan Gross and tight end Wesley Walls.
- October 13 The Panthers play their first international regular season game in franchise history at Tottenham Hotspur Stadium in London, defeating the Tampa Bay Buccaneers 37-26.
- December 3 Perry Fewell was named the interim head coach for the remainder of the 2019 season.
- December 29 In Week 17 against New Orleans, running back Christian McCaffrey became the third player in NFL history to record 1,000+ rushing yards and 1,000+ receiving yards in a single season. McCaffrey finished the year with 2,392 yards, shattering the previous franchise record and ranking third in NFL history in single-season yards from scrimmage.

## 2020

- January 8 Matt Rhule is named the fifth head coach in Carolina Panthers history. He took Baylor from one win in 2017 to an 11-3 record and berths in the Big 12 Championship and Sugar Bowl in 2019. At Temple from 2013-16, Rhule directed the Owls to 10 wins in his third season and to their first conference title since 1967 a year later.

# TEAM CHRONOLOGY

- January 14 Linebacker Luke Kuechly retired from his playing career in January 2020, after eight seasons with the Panthers. In his career, he earned seven Pro Bowl honors, seven AP All-Pro selections, the 2013 Defensive Player of the Year award and the 2012 NFL Rookie of the Year award. Kuechly finished his career with 1,092 tackles, second-most in Panthers history.
- January 20 Construction begins to create 14 field-level suites in the west end zone at Bank of America Stadium, which will be called The Gallery.
- April 25 Carolina uses all seven of its choices on defensive players during the three-day virtual NFL Draft, becoming the first team in the common draft era to have at least seven picks in a draft and make them all on defense. The Panthers tied the Cleveland Browns, who used all seven picks on offense, in 1985 for the most selections on one side of the ball in a draft.
- September 13 After the NFL cancels preseason because of the coronavirus, Carolina opens the season against the Las Vegas Raiders in an empty Bank of America Stadium due to COVID-19 restrictions that prevent fans from attending.
- September 27 Head Coach Matt Rhule recorded his first career win with the Panthers, defeating the Los Angeles Chargers by a score of 21-16.
- December 27 Panthers earned 200th regular season win in team history with a 20-13 victory at Washington.

## 2021

- January 14 Scott Fitterer is named general manager of the Carolina Panthers. He comes to the Panthers from the Seattle Seahawks, where he spent 20 seasons, serving as vice president of football operations in 2020 and co-director of player personnel from 2015-2019. Fitterer originally joined the Seahawks in 2001 as an area scout and worked in various roles, including director of college scouting from 2011-2014. He began his NFL career with the New York Giants in 1998.
- March 30 NFL clubs approve at a virtual league meeting to expand the regular season with each team playing 17 regular season games and three preseason games.

## 2022

- February 1 Kristi Coleman is named team president of the Carolina Panthers after serving three years as the team's Vice President and Chief Financial Officer.
- February 10 The NFL announces Sam Mills as a member of the 2022 Pro Football Hall of Fame class, part of an eight-man group. Mills, the former Panthers linebacker and assistant coach was the first player inducted into the team's Hall of Honor, and the only player whose number is formally retired by the team.
- October 10 Defensive pass game coordinator/secondary coach Steve Wilks was named the interim head for the remainder of the 2022 season.

## 2023

- January 26 Frank Reich is named the sixth head coach in Carolina Panthers history. He most recently served as the head coach of the Indianapolis Colts for five seasons from 2018-2022. He brings more than 30 years of NFL experience as a player (1985-1998) and coach (2006-2022), including being the Panthers starting quarterback in the franchise's inaugural regular season game in 1995.
- March 10 Panthers agree on a trade with the Chicago Bears to acquire the top overall pick in the 2023 NFL Draft. Carolina sent Chicago its 2023 first-round draft choice (9th overall), 2023 second-round draft choice (61st overall), 2024 first-round draft choice, 2025 second-round draft choice and wide receiver DJ Moore in exchange for the Bears 2023 first-round draft choice (1st overall). The deal became official at the start of the new league year on March 15.
- April 27 The Carolina Panthers selected Alabama quarterback and 2021 Heisman Trophy winner Bryce Young with the first overall pick in the NFL Draft. Young finished his career ranked second in school history with 8,356 passing yards and 80 touchdowns through the air.

## 2024

- January 22 Dan Morgan was named President of Football Operations/General Manager on January 22, 2024. Morgan previously served as the team's assistant general manager for three seasons (2021-23). A former Panthers first-round pick (2001), he returned (May 2021) to the club after 10 plus seasons in NFL front offices.
- January 25 Dave Canales was hired as the head coach of the Carolina Panthers, becoming the seventh head coach in the history of the franchise. Canales comes to Carolina having spent his first 13 seasons in the NFL with the Seattle Seahawks (2010-22) in various roles on the offensive side of the ball prior to serving as the offensive coordinator for the Tampa Bay Buccaneers a season ago in 2023.

# TEAM CHRONOLOGY


- October 29 The Hall of Honor was expanded to nine members last season, as the Class of 2023 welcomed Julius Peppers and Muhsin Muhammad on October 29, 2023 at halftime of the team's Week 8 win over the Houston Texans.
- February 8 On the evening of February 8th, Julius Peppers (first ballot) was announced as part of the seven-member Class of 2024 of the Pro Football Hall of Fame. He's the second Panthers legend in three years to be inducted (following linebacker Sam Mills in 2022) and the first player drafted by the Panthers to be inducted into the Hall.
- August 3 Julius Peppers is enshrined in the Pro Football Hall of Fame, becoming member number 377, and the first player drafted by the Carolina Panthers to be enshrined. Peppers owns franchise records for sacks (97), multi-sack games (23), tackles by a defensive lineman (583), forced fumbles (34) and blocked field goals (9). He led or tied for the team lead in sacks seven times, including a career-high 14.5 in 2008 – the third-highest single-season total in team history.

## SIR PURR

The Carolina Panthers mascot, Sir Purr a beloved fixture of football in the Carolinas, is in his 30th season with the Panthers. Gifted with nimble feet, a great smile and one huggable belly, this cat is best known for his silly antics and crowd hyping feats that can be seen on game day and throughout the community.

Sir Purr has entertained crowds not only locally, but internationally. His ability to make people smile and bring out the child in everyone has caught the eyes of fans everywhere. Sir Purr has performed at the NFL Pro Bowl in Hawaii, Celebrity Mascot Games in Florida, and the Thanksgiving Day Parade in New York, internationally he has performed at the Chinese New Year parade in Hong Kong, and for our armed forces in Djibouti, Kuwait, and Bahrain as well as multiple trips to Germany.

Always keep a look out because you never know where this agile cat might pounce to next.



## THE TOPCATS

The Carolina Panthers Cheerleaders, the TopCats, are a diverse group of both women and men who serve as ambassadors to the youth and represent all regions across our one Carolina. When these 25 individuals are not performing at Bank of America stadium, they hold careers in a variety of distinguished professions including legal counsel, business and banking analytics, graphic design, education, human resources, fitness instruction, physical therapy, pharmaceuticals, and more. The TopCats are under the management of Chandalae Lanouette and spend over 800 hours across North and South Carolina a year investing in the community with the goal of bringing Panther's Pride to surrounding regions.

## BLACK & BLUE CREW

The Black & Blue Crew has been engaging and entertaining fans at Bank of America Stadium since 2013. The group of diverse men and women who comprise the Black & Blue Crew interacts with fans before gates open and throughout the stands at Bank of America Stadium. During the game they bring their passion to the field to help keep Panthers fans energized and excited!



## PURRCUSSION DRUM LINE

Feel the beat of the Carolina Panthers drumline—PurrCussion—Featuring a combination of groove, chops, visuals, choreography and dynamics, PurrCussion is made up of talented snare, tenor, bass, and cymbal players from across the Carolinas. This unique group of musicians come from diverse percussion backgrounds, disciplines, and styles, ranging from university marching bands and drum corps to self-trained drummers. Members hold careers in a variety of distinguished professions including business, music education, and accounting and finance.

The PurrCussion drumline is staffed by Jason Meyer, and Patrick McLean.

Jason Meyer, the PurrCussion Coordinator, oversees all musical and creative aspects of PurrCussion as well as working full-time as a Creative Director for a local healthcare provider. Prior to his promotion as PurrCussion Coordinator, Jason served as the PurrCussion Assistant in 2016 as well as serving as the PurrCussion tenor section captain for three years prior to

joining the staff. Beyond his experience with PurrCussion, Jason has performed, taught, or judged marching percussion for over 15 years including competing in Independent World Class of Winter Guard International in 2007, marching for the App State Drumline throughout his college career and eventually instructing the App State Drumline for two years after his graduation from ASU.

Patrick McLean, the PurrCussion Assistant, oversees all developmental components of PurrCussion as well as working full-time in law enforcement in South Carolina. He first joined PurrCussion in 2014 performing as a bass drummer for the ensemble, and in 2017 he was promoted to the role of PurrCussion Assistant. He has previously marched with the Garfield Cadets/Cadets of Bergen County Drum and Bugle Corps from 1988-1991, winning a DCI World Championship and High Percussion Award in 1990. Patrick has served as a percussion instructor and arranger for numerous high school marching bands and both WGI Independent and Scholastic Indoor Drum Lines in North and South Carolina.

# PANTHERS TELEVISION NETWORK



**Steve Smith Sr.**  
Color Analyst

Before retiring in 2017, **Steve Smith Sr.** played 16 seasons in the NFL, primarily with the Carolina Panthers. Smith, who grew up in Los Angeles, went on to become a five-time Pro Bowl selection, three-time All-Pro and one of the most productive wide receivers in NFL history. Smith played college football at Utah and was drafted in the third round of the 2001 NFL Draft.

Following 13 years in Carolina, he spent his final three seasons with the Baltimore Ravens. To date, he ranks eighth all time in the NFL with 14,731 receiving yards. Smith is also Carolina's all-time leader in receptions, receiving yards and receiving touchdowns. His 1,031 receptions rank 12th in NFL history.

In 2013, Smith and his wife, Angie, founded the Steve Smith Family Foundation, which champions the cause of the voiceless and fearful, while working toward ending domestic violence. In November of 2016, they launched the Smith Family Wellness Center, a free medical and counseling clinic run by Project 658 that serves families in-need. "It's not about taking and how much can you get for yourself," Smith told the Charlotte Observer in 2017. "Life is about paying it forward to someone else."



**Anish Shroff**  
Play-By-Play

**Anish Shroff** is the "Voice of the Panthers", serving as the team's play-by-play announcer since 2022. Anish also handles play-by-play duties for various sports at ESPN, including college football, college basketball, college baseball and lacrosse.

Shroff has covered several bowl games and FCS championship games, along with matchups across the SEC, Big Ten, ACC and Big 12.

Since 2017, Shroff has been ESPN's lead voice for men's college lacrosse. He has called the past six national championships and announced the first Premier Lacrosse League game on ESPN in June 2022.

Shroff also does play-by-play commentary for college basketball for ESPN, primarily covering games in the ACC. He has called ACC Tournament games on both television and radio. Shroff contributes to ESPN's college baseball coverage, having announced several regionals and super regionals.

Shroff began his ESPN career in 2008 as a studio anchor and host, anchoring SportsCenter and College Football Live, along with several other daily and specialty shows.

Prior to ESPN, Shroff worked as a sports reporter and anchor in Syracuse, NY and Yakima, Wash.

Shroff graduated from Syracuse University's S.I. Newhouse School of Public Communications with a degree in broadcast journalism.

*The Carolina Panthers Television Network consists of 13 television stations representing each of the major markets in North Carolina, South Carolina and Virginia.*

STATION	AFFILIATE	CITY
WJZY	FOX	Charlotte, NC (flagship)
WCSC	CBS	Charleston, SC
WLTX	CBS	Columbia, SC
WFXB	FOX	Florence/Myrtle Beach, SC
WFMY	CBS	Greensboro/Winston-Salem/High Point, NC
WRAL	NBC	Raleigh/Durham/Fayetteville, NC
WYFF	NBC	Greenville/Spartanburg/Anderson, SC/Asheville, NC
WSFX	FOX	Wilmington, NC
WVEC	ABC	Tidewater/Outer Banks, NC
WDBJ	CBS	Roanoke, VA
WITN	NBC	Greenville/New Bern, NC
WJCL	ABC	Savannah, GA
WJBF	FOX	Augusta, GA

# PANTHERS RADIO NETWORK



David Langton



Anish Shroff



Jim Szoke

## OFFICIAL RADIO BROADCAST

Seven hours of Intense Game Day Programming Plus Live Coach's Show and Weekday Updates

### PANTHERS STADIUM SHOW 10am-noon WRFX 99.7 FM

For the most up-to-the-minute news from the Panthers and around the NFL, football fans tune into "The Panthers Stadium Show." Hosted by Jim Szoke, the award-winning countdown to kickoff provides a comprehensive preview and analysis of the Panthers and the day's game with tons of fun, special features, live player and coach interviews, college and pro football insiders and reports from around the League.

### THE CAROLINA PANTHERS COUNTDOWN TO KICKOFF Noon-1pm (Network)

The entire network joins in on the fun one hour before game time for "The Carolina Panthers Countdown to Kickoff." Jim Szoke puts the final touches on the preparations for the day's game. This hour of award-winning pre-game coverage includes exclusive interviews with head coach Dave Canales and Panthers players and up-to-the-minute updates from other NFL games.

### GAME BROADCAST 1-4pm (Network)

The Panthers broadcast team brings you all the hard-hitting action of every Panthers game. Anish Shroff is joined by Jim Szoke, Kristen Balboni and a rotation of Panthers Legends including Jake Delhomme, Luke Kuechly, Jordan Gross, Kurt Coleman & Kevin Donalley. From the practice field to the playing field, your play-by-play team is with the Panthers every step of the way, each and every week.

### PANTHERS POST GAME SHOW 4-5pm (Network)

The Panthers Post Game Show is a fast-paced game recap with highlights, interviews, analysis and reports from around the League. Listeners get the first chance to hear the team's reaction to the game as your Panthers Broadcast Team conducts exclusive interviews with head coach Dave Canales and Panthers players from the locker room.

### PANTHER TALK 6:05-7pm Monday (Network)

Join hosts Anish Shroff, Eugene Robinson and Jim Szoke, with interviews from head coach Dave Canales and other special guests from the Panthers and around the league every Monday night from 6:05-7:00 pm (Tuesday if the Panthers play on Monday night). Panther Talk can be heard on the Panthers Radio Network, the Team App or Panthers.com. Panther Talk airs from August 5th through the Monday following Carolina's final game.

### PANTHERS UPDATES Monday through Friday (Network)

Hosted by Anish Shroff and Jim Szoke, twice daily "Panthers Updates" keep you up to date on all the day-to-day activities of the Carolina Panthers. Panther Updates air from August 5th through the Friday following Carolina's final game.

Listen to all of the exciting action on the Panthers flagship station WRFX 99.7 FM, the Team App and Panthers.com.

For a complete listing of all Carolina Panthers Radio Affiliates, visit the Carolina Panthers Website, [www.panthers.com/news/radio](http://www.panthers.com/news/radio).



# PANTHERS SPANISH RADIO NETWORK



The Carolina Panthers Spanish Radio Network will take the airwaves for the 16th season in 2024.

Jaime Moreno returns in his role as the Voice of the Panthers in Spanish and will handle all play-by-play duties for the upcoming season. Jaime has covered the NFL and local sports on the radio for over 30 years and has become a favorite among Panthers fans for his animated style and unique ability to convey the excitement of the moment through the radio dial.

Antonio Ramos will once again serve as the Color Commentator on the broadcast. Antonio has covered the NFL extensively for over 10 years as a sports analyst and in 2020 joined the Panthers Spanish Radio booth, after spending the previous five years building the team's radio network in Mexico.

The Carolina Panthers Spanish Radio Network will partner with Norsan Media as its Flagship station on Latina 102.3 FM in Charlotte, NC. A Current affiliate lists can be found at Panthers.com.

## STATION

## CITY

WGSP . . . . . 102.3 FM, 107.5 FM . . . . .	Charlotte, NC (flagship)
WLSG . . . . . 1340 AM . . . . .	Cape Fear, NC
WAZS . . . . . 103.9 FM . . . . .	Charleston, SC
WCEO . . . . . 840 AM . . . . .	Columbia, SC
WLLQ . . . . . 1530 AM . . . . .	Durham, SC
WBLO . . . . . 790 AM . . . . .	Greensboro, NC
WZUP . . . . . 104.7 FM . . . . .	Greenville, NC
WSRP . . . . . 910 AM . . . . .	Jacksonville, NC
WLNR . . . . . 106.7 FM . . . . .	Kinston, NC
WLLN . . . . . 1370 AM . . . . .	Lillington, NC
WLLN . . . . . 92.7 FM . . . . .	Lillington, NC
WNOS . . . . . 1450 AM . . . . .	New Bern, NC
WRTG . . . . . 1000 AM . . . . .	Raleigh, NC
WREV . . . . . 1220 AM . . . . .	Reidsville, NC
WREV . . . . . 93.5 FM . . . . .	Reidsville, NC
WAZS . . . . . 980 AM . . . . .	Summerville, SC
WXQR . . . . . 105.5 FM . . . . .	Topsail Beach, NC
WLSG . . . . . 1340 AM . . . . .	Wilmington, NC
WNOS . . . . . 97.1 FM . . . . .	Winterville, NC
XHAL . . . . . 107.7 FM . . . . .	Veracruz, Mex.
XHOTE . . . . . 95.7 FM . . . . .	Chiapas, Mex.
XHOTE . . . . . 95.7 FM . . . . .	Tabasco, Mex.
XHTAN . . . . . 101.3 FM . . . . .	Hidalgo, Mex.
XHTAN . . . . . 101.3 FM . . . . .	San Luis Potosi, Mex.
XHOPA . . . . . 105.5 FM . . . . .	Oaxaca, Mex.
XHOPA . . . . . 105.5 FM . . . . .	Puebla, Mex.
XHOPA . . . . . 105.5 FM . . . . .	Tlaxcala, Mex.
XHZUL . . . . . 106.5 FM . . . . .	Tamaulipas, Mex.
XERED . . . . . 1110 AM . . . . .	Mexico City, Mex.
XEFZ . . . . . 660 AM . . . . .	Monterrey, Mex.
XHGBO . . . . . 92.1 FM . . . . .	Monterrey, Mex.
XEDKT . . . . . 1340 AM . . . . .	Guadalajara, Mex.




# Intercept subscription increases with Erica.<sup>®</sup>

For questions about money, Carolina Panthers™ fans can turn to Erica, the virtual financial assistant, in the Bank of America Mobile Banking app.

 Erica<sup>®</sup>

Your monthly streaming subscription increased  
↑ \$11.75.



What would you like the power to do?<sup>®</sup>

Learn more at [bankofamerica.com/ericabyourside](https://bankofamerica.com/ericabyourside)

Screen images simulated. Erica responses may vary. Digital tools featured require downloading the Mobile Banking app and may only be available on select mobile devices. Erica is a mobile feature only available in the English language. Your chat may be recorded and monitored for quality assurance. Message and data rates and additional terms may apply. Banking products are provided by Bank of America, N.A., and affiliated banks, Members FDIC and wholly owned subsidiaries of BofA Corp. ©2024 Bank of America Corporation. All rights reserved.