



KYRGYZ REPUBLIC

Region: Europe and Central Asia

Income Category: Lower Middle Income



Human capital – knowledge, skills, and good health – empowers people to achieve their potential and drives economic growth. This brief tracks progress by the Kyrgyz Republic in building and using human capital. This page presents the Human Capital Index (HCI), its components parts, and relevant benchmarks. The HCI quantifies how underinvestment in education and health for today’s children reduces future incomes. Data are the most recently available as of 2020. The back page presents a set of Human Capital Complementary Indicators (HCCI) that shows progress at each stage of the lifecycle.

THE HUMAN CAPITAL INDEX

A child born in the Kyrgyz Republic will be **60%** as productive when she grows up as she could be if she enjoyed complete education and full health.

This is lower than the average for the Europe & Central Asia region (69%) but higher than for Lower Middle Income countries (48%).

THE HUMAN CAPITAL INDEX COMPONENTS

- **Probability of Survival to Age 5.** Of every 100 children born in the Kyrgyz Republic, **98** survive to age 5.
- **Expected Years of School.** In the Kyrgyz Republic, a child who starts school at age 4 can expect to complete **12.9** years of school by her 18th birthday.
- **Learning-Adjusted Years of School.** Factoring in what children actually learn, expected years of school is **8.7** years.
- **Average Harmonized Test Scores.** Students in the Kyrgyz Republic score **420** on a scale where 625 represents advanced attainment and 300 represents minimum attainment.
- **Adult Survival Rate.** Across the Kyrgyz Republic, **85%** of 15-year-olds survive until age 60.
- **Fraction of Children Under 5 Not Stunted.** Approximately **88** out of 100 children are not stunted. This means that **12** out of 100 children are at risk of cognitive and physical limitations that can last a lifetime.

UTILIZATION-ADJUSTED HUMAN CAPITAL INDEX

The Utilization-adjusted Human Capital Index (U-HCI) scales down the HCI by taking into account how many adults are not employed. The U-HCI for the Kyrgyz Republic is **0.36**. Thus, children born today will be 36% as productive in adulthood as they could have been if they had access to full health and education, and they became fully employed adults. The U-HCI for girls is even lower at 0.28.

Gender differences in Human Capital and Utilization

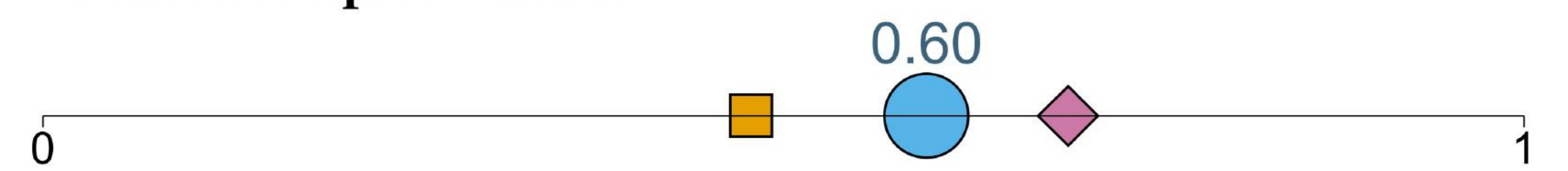
	Boys	Girls	Overall
Human Capital Index	0.58	0.62	0.60
Utilization-Adjusted HCI	0.43	0.28	0.36

Note: - represents no internationally comparable data available.


HCI AND COMPONENTS

● Latest Available Data for the Kyrgyz Republic
 ◆ Average for Europe & Central Asia
 ■ Avg. for Lower Middle Income countries

Human Capital Index



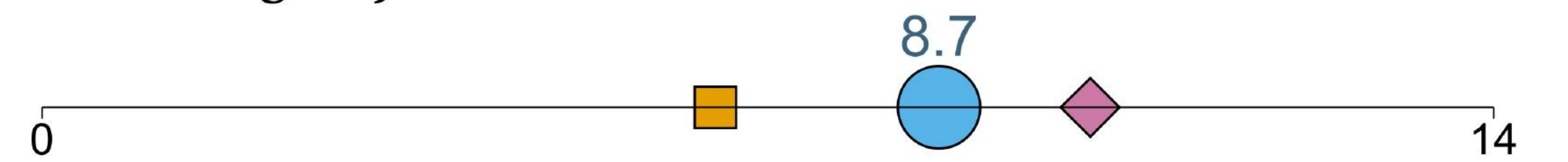
Probability of Survival to Age 5 (%)



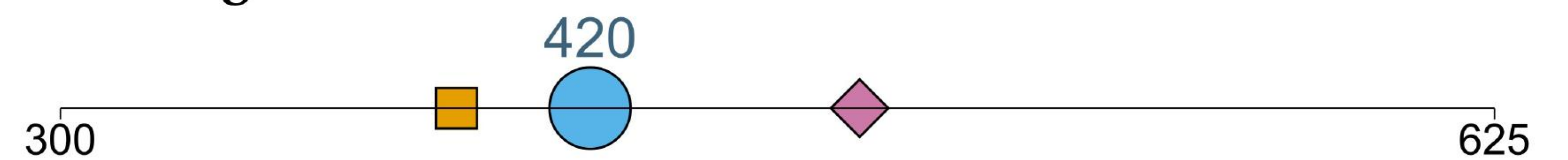
Expected Years of School



Learning-Adjusted Years of School



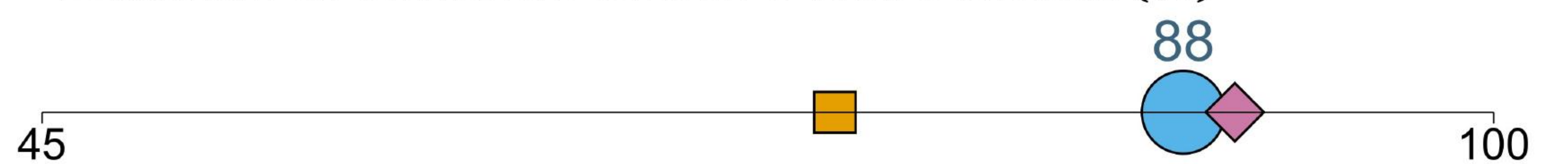
Average Harmonized Test Scores



Survival Rate from Age 15-60 (%)

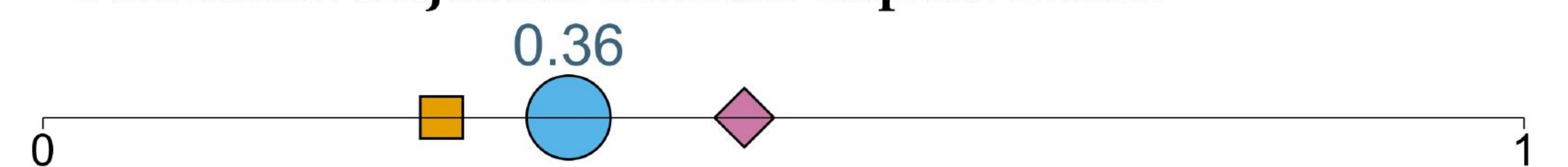


Fraction of Children Under 5 Not Stunted (%)



U-HCI

Utilization-Adjusted Human Capital Index



Note: Missing symbols indicate internationally comparable data are not available to generate the corresponding statistic.



The Human Capital Complementary Indicators (HCCIs) offer a snapshot of human capital investments at four stages of the lifecycle. The figures show the latest available data, benchmarked against regional averages. The figures also report progress over the previous 5 years.

EARLY CHILDHOOD

- **Children who are developmentally on track.** In 2018, **72%** of children (ages 24-59 months) were developmentally on track in health, learning and psychosocial well-being. The indicator is lower than the regional average.
- **Neonatal mortality rate.** The neonatal mortality rate is **12** per 1,000 live births (2021), compared to 14 in 2016. The indicator is above the regional average.
- **Minimum meal frequency.** The share of children ages 0-23 months who regularly consume an age-appropriate meal is **75%** (2018). The indicator is higher than the regional average.

SCHOOL AGE

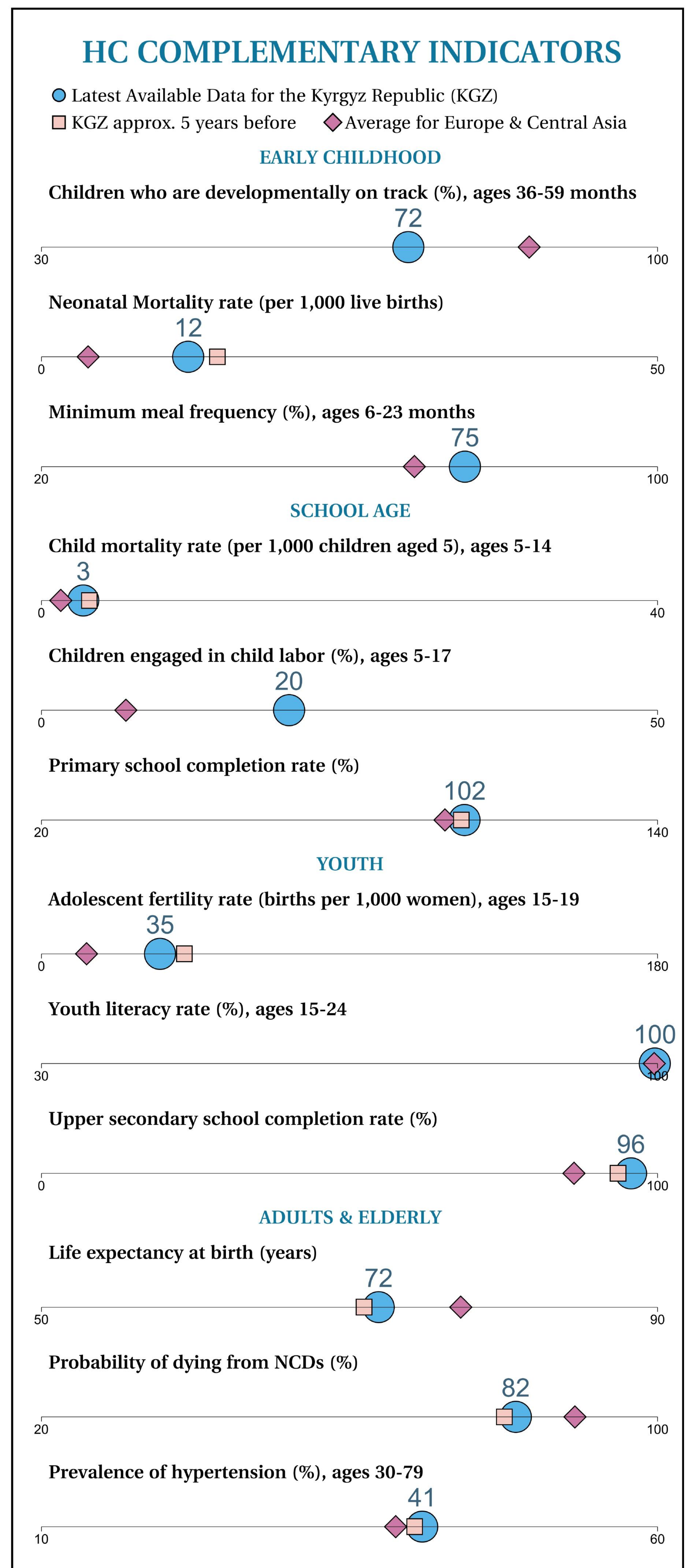
- **Child mortality rate.** The mortality rate for children ages 5-14 is **3** per 1,000 children aged 5 (2021). This remains unchanged since 2016. The indicator is higher than the regional average.
- **Children engaged in child labor.** The share of children (ages 5-17) who are engaged in economic activities is **20%** (2018). The indicator is above the regional average.
- **Primary school completion rate.** The primary school completion rate at the official entrance age of the last grade of that level is **102%** (2021). This remains unchanged since 2016. The indicator is higher than the regional average.

YOUTH

- **Adolescent fertility rate.** The number of births for every 1,000 women ages 15-19 is **35** (2021), compared to 42 in 2016. The indicator is higher than the regional average.
- **Youth literacy rate.** The share of youth (ages 15-24) who are literate is **100%** (2019). The indicator is similar to the regional average.
- **Upper secondary school completion rate.** The upper-secondary completion rate at ages 3-5 years above the intended age for the last grade of that level is **96%** (2020), compared to 94% in 2015. The indicator is higher than the regional average.

ADULTS & ELDERLY

- **Life expectancy at birth.** Life expectancy at birth is **72** years (2021), compared to 71 in 2016. The indicator is lower than the regional average.
- **Probability of dying from NCDs.** The probability of dying from non-communicable diseases between the ages of 30 to 70 is **82%** (2019), compared to 80% in 2015. The indicator is below the regional average.
- **Prevalence of hypertension.** The prevalence of hypertension among people ages 30-79 is **41%** (2019), compared to 40% in 2015. The indicator is higher than the regional average.



Note: Missing symbols indicate internationally comparable data are not available to generate the corresponding statistic.

