

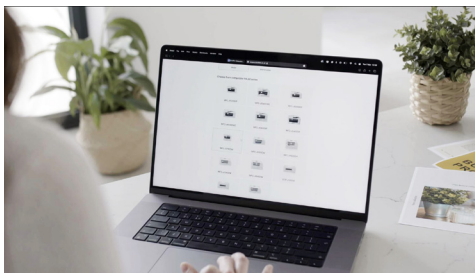
## How to sign up to EcoPro online?



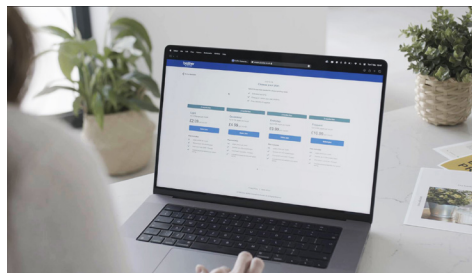
Sign up now  
[www.brother.co.uk/ecopro](http://www.brother.co.uk/ecopro)



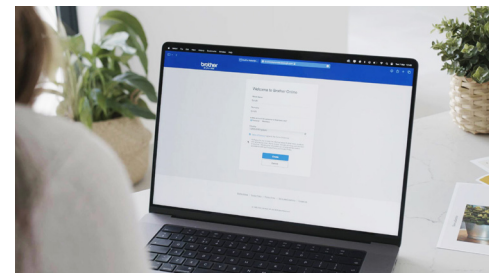
Or via the  
Brother Mobile Connect App



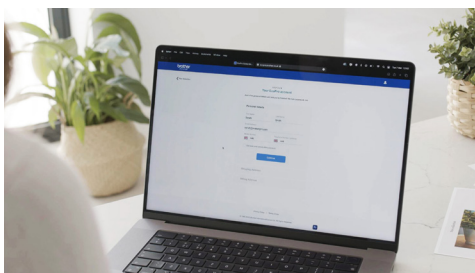
1. Select your printer type & model



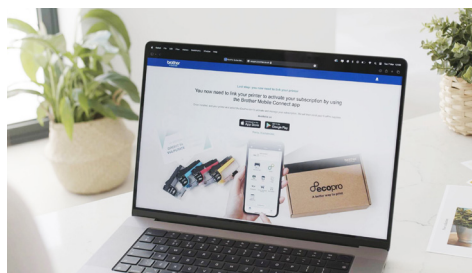
2. Select a plan



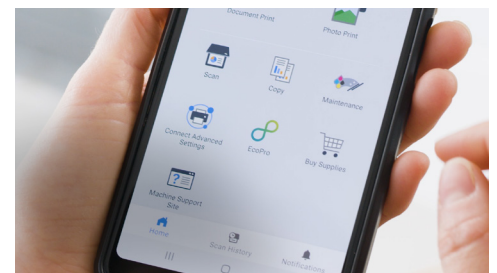
3. Create an account



4. Fill in your personal information



5. You must download the Brother Mobile Connect App and add your printer



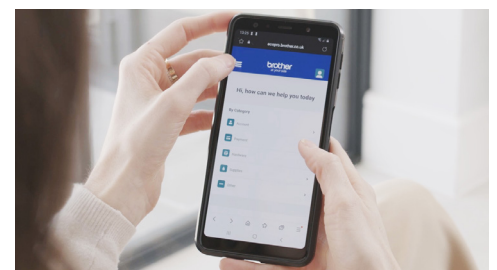
6. Tap the EcoPro icon to link your printer to the subscription




7. You will receive your EcoPro supplies shortly



8. Once you insert the new set of supplies into your printer, your subscription will start automatically



9. Manage your on going EcoPro subscription



## How to sign up to EcoPro via Brother mobile connect app?



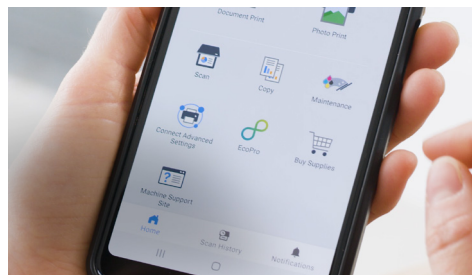
Sign up now  
[www.brother.co.uk/ecopro](http://www.brother.co.uk/ecopro)



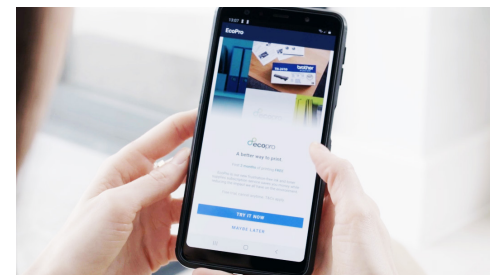
Or via the  
Brother Mobile Connect App



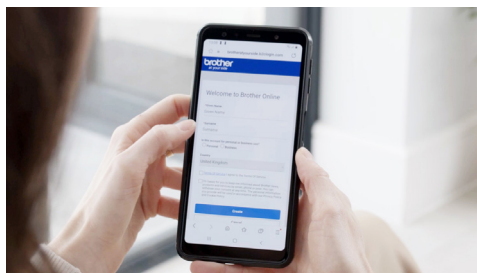
1. Download Brother Mobile Connect App



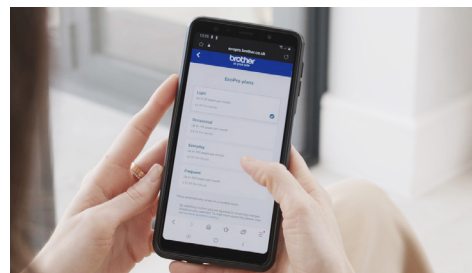
2. Tap on the EcoPro icon




3. Select try now for free



4. Create an account



5. Select a plan



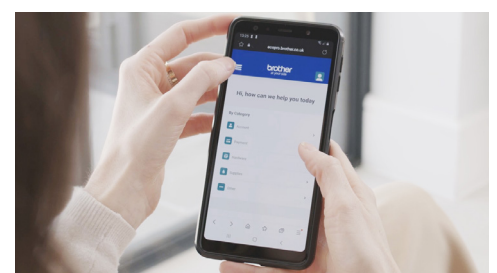
6. Enter your details to sign up for an EcoPro subscription.



7. You will receive your EcoPro supplies shortly



8. Once you insert the new set of supplies into your printer, your subscription will start automatically



9. Manage your on going EcoPro subscription