

Gestural coordination differences between intervocalic simple and geminate plosives in Moroccan Arabic: An EMA investigation

Chakir Zeroual^{1,2}, Philip Hoole³, Adamantios I. Gafos⁴ and John H. Esling⁵

¹Faculté Polydisciplinaire de Taza, Morocco; ²Laboratoire de Phonétique et Phonologie CNRS-UMR-7018 & Sorbonne Nouvelle, Paris-France; ³Institute of Phonetics and Speech Processing, Munich, Germany;

⁴University of Potsdam, Germany ; ⁵University of Victoria, Canada

chakirzeroual@yahoo.fr, hoole@phonetik.uni-muenchen.de, gafos@uni-potsdam.de, esling@uvic.ca

ABSTRACT

Based on EMA data (3 speakers), we investigate the articulatory strategies responsible for the singleton/geminate plosive contrast in Moroccan Arabic. Our data showed that closing and opening phases of the geminate gesture share several articulatory properties with those of its single cognate. These results and our analyses of V-to-V and V-to-C temporal coordination are consistent with the hypothesis that MA geminate plosives can be analysed as two identical overlapped consonants.

Keywords: Geminate, EMA, Moroccan Arabic.

1. INTRODUCTION

The nature of the speech motor mechanisms responsible for temporal variations is one of the most controversial aspects of speech production field studies. Intergestural and/or intragestural articulatory strategies are often linked to the stiffness parameter to explain such variations. For the "mass spring model" [10, 18], segmental duration lengthening may be a passive consequence of stiffness lowering. Intergestural adjustments seem more involved in linguistic time variations, and intragestural strategies in paralinguistic ones [2]. This study is in the context of this debate with a focus on the single/geminate plosive contrast.

Few articulatory studies have been devoted to single/geminate plosives and generally in intervocalic position where this contrast is cross linguistically widely attested [12]. They showed that geminate stops always have longer articulator contact [3, 6, 15, 21, 22, 23]. Perceptual investigations also show that constriction duration lengthening is the primary acoustic correlate of intervocalic plosive geminate [13, 16]. This geminate/single ratio varies with languages (higher in Japanese [7] than Arabic [22] and Swedish [15]). A slight and non-significant VOT shortening is generally observed during the geminate plosives compared to their single cognates [19, 22]. In Cypriot Greek, the geminate has long VOT [1].

This study tests two main hypotheses. The first one is that the geminate is produced by intragestural

reorganization of its single cognate. It predicts stiffness lowering during the geminate [15, 18]. Higher virtual target and amplitude was also suggested for geminates [15] connected with high peak velocity due to the positive correlation generally observed between these two parameters. Lengthening the articulatory constriction may also be achieved by increasing the relative deceleration phase of its closing movement and the relative acceleration phase of its opening movement [2, 9] to maintain the articulator as long as possible close to its target.

The alternative hypothesis claims that a geminate is produced as a cluster of two overlapped identical consonants, i.e. involving mainly intergestural (or coproduction) mechanisms. Hypothesis2 predicts that single and geminate consonants would have comparable spatiotemporal and kinematic properties for their closing and opening movements.

Vowel shortening before geminate has also been reported: clearly present in Italian [23], but slight or absent in Arabic [8, 11, 22]. This shortening is generally attributed to a different temporal coordination between single and geminate consonants with the preceding vowel. The substantial [i] shortening in Italian –ibba- compared to –iba context, was largely attributed by Smith [21] to the constant vowel-to-vowel time interval (i-a).

For Benus [2] the single/geminate contrast "seems to primarily involve intra-gestural characteristics". However, observation at least from [22], but limited to few speakers and plosive types, seem more in accordance with the first (intergestural) hypothesis. Using Moroccan Arabic (MA) data, we test these two articulatory hypotheses related to the single/geminate distinction. All MA consonants contrast with their geminate cognates intervocalically. Due to space limitations, we discuss the articulatory differences between single/geminate /b t k/ only (/p/ not attested in MA).

2. METHOD

During a 3-dimensional EMA study (AG500 Carstens Medizinelektronik, 200Hz), 3 native speakers (S1-S2-S3) of MA have pronounced (8 times) words and a few pseudo-words with /b t k bb

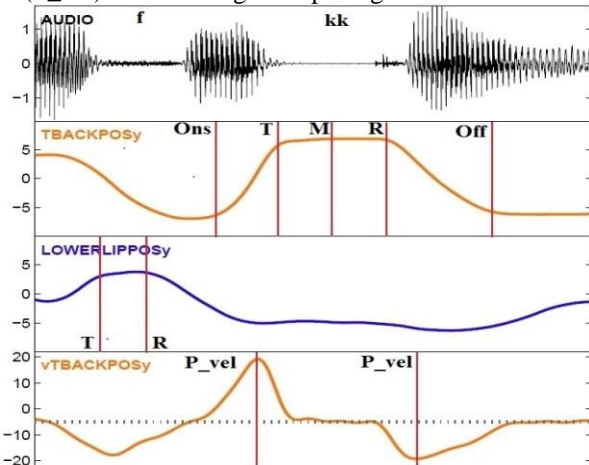
tt kk/ in $C_1a_1C_2(C_2)a_2$ items (see Tab. 1). These stimuli were designed to investigate single/geminate spatiotemporal differences. Items with b/bb in ab(b)i and ab(b)u were also pronounced by these 3 subjects (8 times) to test the single/geminate consonant effect on V_1 -to- V_2 temporal intervals. Each item, with a lexical accent on the first syllable, was embedded in the carrier sentence /ʒibi _ hnaja/ ('bring _ here').

2.1 C/CC articulatory differences in $C_1a_1C_2(C_2)a_2$

The articulator movements were tracked with sensors placed on tongue tip (TTIP), tongue blade (TBLD), tongue dorsum (TDOR) and lower lip (LLIP) and displayed with Mview (a program developed by M. Tiedie of *Haskins Laboratories*). For each consonant, we automatically identify its Onset, Peak closing velocity, Target, Maximal constriction, Release, Peak opening velocity and Offset positions (Fig. 1) based on the tangential velocity trace (20% threshold) of its opening and closing vertical movements. The label cursor at the Maximal constriction was shifted manually to the plateau midpoint position (M), which is a more relevant landmark for our case study.

From these temporal landmarks, we calculated the closing (T-Ons), plateau (R-T) and opening (Off-R) phase duration of $C_2(C_2)$'s gesture (Fig. 1).

Figure 1: Audio signal, vertical position (mm) traces of TDOR and ULIP, and velocity trace (cm/s) of TDORy during [fa₁kka₂]. With Onset (ons), Target (T), Medial (M), Release (R) and Offset (off) gesture positions and peak velocity (P_vel) of its closing and opening movements.



The amplitudes, peak velocity and the y-values at Onset, Target, Midpoint, Release, and Offset were extracted automatically. The amplitudes are the Euclidian distance from Ons to T and R to Off for the closing and opening movements respectively. For the degree of overlap between $C_2(C_2)$ and a_1 in $C_1a_1C_2(C_2)a_2$, we measured two temporal intervals:

from C_1 Release to $C_2(C_2)$ Onset (Fig. 1=[kk]Onset-[f]Release) and C_1 Release to $C_2(C_2)$ Target (Fig.1=[kk]Target-[f]release). The C_1 gesture is captured by TTIPy in da₁b(b)a₂ and TDORy in ba₁ka₂ and fa₁kka₂. In ha₁t(t)a₂, [h] shows substantial jaw lowering which reaches its maximal low position during [h]. Substantial jaw lowering during [h] was also reported by several previous studies [4, 5, 14], and considered by Elgendy [4] as an active gesture. Based on these observations, JAWy lowering is taken in our study as [h] gesture.

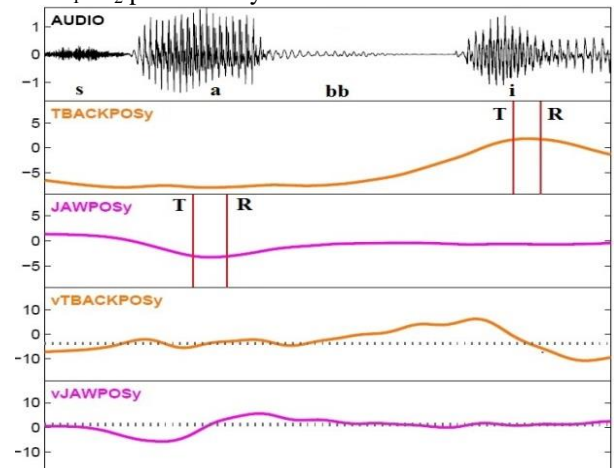
Table 1: Stimuli used in our EMA experiment.

Spea.	Item	Gloss	Item	Gloss
(S ₁ S ₂ S ₃)	[daba]	Now	[dabba]	Beast
	*[hata]	Non-word	[hatta]	To fall out
	*[baka]	Non-word	[fakka]	To separate
S ₁	[nsabi]	My siblings-in-law	[tsabbi]	You quarrel
S ₂ S ₃	[nsabu]	His siblings-in-law	[tsabbu]	They quarrel

2.2 V_1 -to- V_2 temporal differences in $V_1b(b)V_2$ contexts

The V_1 -to- V_2 interval was measured in a₁b(b)i₂ and ab(b)u₂ produced by S1 and S2-S3 respectively where the articulatory gestures were relatively clearly defined. In a₁b(b)i₂, a₁ and i₂ gestural landmarks were identified on JAWy (lowering and raising movements) and TDORy (raising and lowering movements) traces respectively (Fig. 2). a₁-to-i₂ was measured from JAWy Release to TDORy Target (Fig. 2). In a₁b(b)u₂, u₂ articulatory landmarks were located on TDORx (backward and forward movements) trace. a₁-to-u₂ corresponds to the time between JAWy Release and TDORx Target. We also quantify the interval duration from JAWy Release to LLIPy Target, Midpoint and Release.

Figure 2: Audio, vertical positions (mm) and velocity traces of TDORy and JAWy in tsa₁bbi₂ produced by S1.



2.3. Acoustic measures

Duration of the closure and burst of C₂(C₂) plosives, as well as a₁ were measured in all our items.

3. RESULTS AND DISCUSSION

Table 2: Mean values (ms) and mean ratio of a₁ and C(C) duration in a₁C(C)a₂ pronounced (8 times) by S1-S2-S3 speakers (ns. No=significant, ***: <0.0001).

a ₁ C(C)a ₂	a ₁			C(C)		
	S1	S2	S3	S1	S2	S3
a ₁ ba ₂	109	90	93	89	62	79
a ₁ bb ₂	98	74	84	161	116	122
a ₁ ka ₂	102	61	70	127	96	91
a ₁ kka ₂	81	44	69	180	137	127
a ₁ ta ₂	98	80	82	129	102	98
a ₁ tta ₂	77	59	73	178	134	131
<i>p</i>	ns	***	ns	***	***	***
bb/b	0.90	0.83	0.91	1.81	1.87	1.55
<i>p</i>	***	***	ns	***	***	***
tt/t	0.80	0.71	0.98	1.41	1.43	1.39
<i>p</i>	***	***	ns	***	***	***
kk/k	0.78	0.74	0.88	1.38	1.31	1.33

3.1 Acoustic durations in a₁C₂(C₂)a₂ contexts

A two-way ANOVA show that consonant duration (closure+VOT) in a₁C(C)a₂ varies with single/geminate [df=1, F=343.17, p<0.0001] and speaker [df=2, F=88.14, p<0.0001] factors; their interaction [df=2, F=8.22, p=0.0004] is significant. Scheffé post hoc analyses of three separate one-way ANOVAs (Tab. 2) also indicate that all the geminate/single differences are significant (p<0.0001) and exceed 20% which is generally taken as the JND [20] for acoustic duration.

Two-way ANOVA shows that a₁ duration varies significantly with single/geminate [df=1, F=53.20, p<0.0001] and speaker [df=2, F=66.21, p<0.0001] with slight interaction between these two factors [df=2, F=4.31, p=0.015]. Post hoc analyses of three separate one-way ANOVAs revealed, for S2, a more pronounced a₁ shortening before all the geminates (p<0.0001) which reaches 20% only before /tt kk/. For S3, a₁ shortening before the geminate compared to the single cognate is also observed but is always non-significant, while for S1, this shortening is significant only before /tt kk/ but not /t k/.

3.2 Articulatory measurements in a₁C(C)a₂ contexts

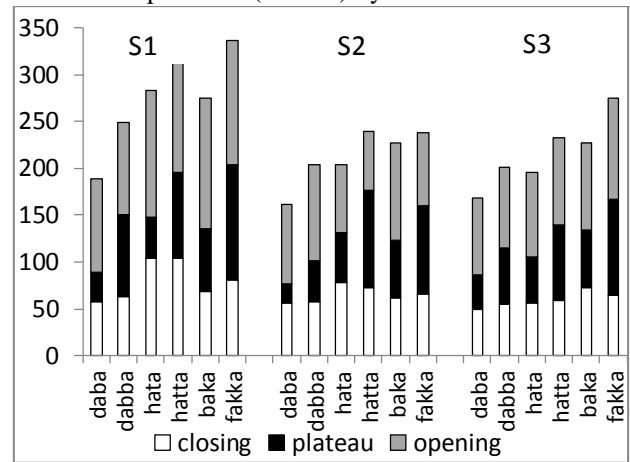
Geminate plateau duration also varies significantly with subjects [df=2, F=4.96, p=0.0083] and single/geminate [df=2, F=157.9, p<0.0001] factors.

Their interaction [df=2, F=5.05, p=0.008] is also significant. Scheffé post-hoc analyses of 3 separate one-way ANOVAs (Tab. 3, Fig.3) revealed that for S1-S2-S3, /bb tt kk/ plateau durations are substantially higher (p<0.0001) than their single cognates

Table 3: Geminate/single ratio duration comparison of plateau C₂(C₂) gesture produced (8 times) in a₁C(C)a₂ by S1-S2-S3 speakers (***: <0.0001)

Duration ratio	Geminate/single plateau duration		
	S1	S2	S3
bb/b	2.78 (***)	2.29 (***)	1.60 (***)
tt/t	1.83 (***)	1.97 (***)	1.61 (***)
kk/k	2.10 (***)	1.52 (***)	1.63 (***)

Figure 3: Closing, plateau and opening phase durations (ms) of C(C) gestures in a₁C(C)a₂ contexts produced (8 times) by S1-S2-S3.



Two other two-way ANOVAs show that closing (i) and opening movement (ii) duration vary significantly with subject [(i): df=2, F=25.28, p<0.0001; (ii): df=2, F=51.08, p<0.0001] but not with single/geminate [(i): df=1, F=0.65, p=0.42. (i): df=1, F=0.23, p=0.63] factors. Their interaction is also non-significant [(i): df=2, F=1.72, p=0.35. (i): df=2, F=1.70, p=0.19]. Post-hoc analyses of three separate one-way ANOVAs revealed that all geminate/single comparisons are non-significant except for closing phase of /kk vs k/ produced by S1. Based on two separate two-way ANOVAs we observe that the temporal interval from C1_Release to C2_Onset (i) and from C1_Release to C2_Target (ii) vary significantly with subject [(i) df=1, F=343.17, p<0.0001; (ii) df=1, F=343.17, p<0.0001] but not with single/geminate factors [(i) df=1, F=343.17, p<0.0001; (ii) df=1, F=343.17, p<0.0001]. Interactions between these two factors were not significant. For the two gestural intervals, post hoc analyses of separate one-way ANOVAs

show that except for C1_Release to C2_Onset during [kk k] produced by S1, all the geminate/single comparisons are not significant (Tab. 4). These two patterns with the same closing movement duration reported during CC/C, suggest that single and geminates cognate have similar degree of overlap with a₁. Acoustic a₁ shortening before geminate for S1-S2 seems a consequence of laryngeal and/or aerodynamic adjustments.

Table 4: Geminate/single comparisons between [C1_Release to C2(C2)_Onset] and [C1_Release to C2(C2)_Target] interval durations in C₁a₁C₂(C₂)a₂ pronounced (8 times) by S1-S2-S3. Ns= non-significant.

a ₁ C(C)a ₂	S1		S2		S3	
	C ₁ _R C ₂ _O	C ₁ _R C ₂ _T	C ₁ _R C ₂ _O	C ₁ _R C ₂ _T	C ₁ _R C ₂ _O	C ₁ _R C ₂ _T
bb/b	ns	ns	ns	ns	ns	ns
tt/t	ns	ns	ns	ns	ns	ns
kk/k	=0.009	ns	ns	ns	ns	ns

Separate two-way ANOVAs were conducted with single/geminate and subjects as independent variables and velocity and amplitude of closing and opening movements as dependent variables. For the closing movement, geminate velocity (df=1, F=1.03, p=0.31) and amplitude (df=1, F=0.84, p=0.36) are not significantly different compared to their single cognates. The factor of subject is significant only for velocity (df=2, F=49.47, p<0.0001). For velocity and amplitude, the two factor interactions are not significant. For opening movement, amplitude (df=1, F=5.25, p=0.02) and especially velocity (df=1, F=9.22, p=0.003) during the geminate are significantly higher than during the single cognate; subject factor and its interaction with single/geminate are not significant.

Combining these kinematic results with the temporal ones we can deduce that closing and opening phases of the geminate gesture share several properties with those of its single cognate.

3.3 V₁-to-V₂ temporal differences in a₁b(b)i₂ / a₁b(b)u₂

Separate one factor ANOVAs on the data for each speaker show substantially longer plateau duration but similar closing movement duration during /bb vs b/ pronounced by S1 in a₁b(b)i₂ and S2-S3 in ab(b)u₂ (Tab. 5). /bb vs b/ opening duration is significantly different only for S3. These temporal patterns are generally parallel to those observed in C₁a₁C₂(C₂)a₂. Compared to single context, V₁_Release to C_Target interval in geminate context, produced by S1, stays constant but reduces significantly for S2-S3 (p<0.05). For S1-S2-S3, our measures revealed

longer V₁-to-V₂ duration in the geminate than in single context. Additional data also show that the duration from a₁ release to C₂(C₂) release is significantly longer in geminate than single context. These results are not in accordance with Öhman [17] which proposes that the vowels and consonants are programmed separately and predicts a constant V₁-to-V₂ duration in geminate and single context. These observations, combined with those reported in section 3.2, seem more in accord with the hypothesis that a geminate is a sequence of two identical consonants. Its first half is temporally coordinated with both the preceding vowel and its second half.

Table 5: Mean duration (ms) of closing, plateau and opening C₂(C₂) phases pronounced (8 times) by S1 in a₁b(b)i₂ and by S2-S3 in a₁b(b)u₂ with temporal intervals from a₁_release to V₂_target, C₂(C₂)_target and to C₂(C₂)_Release.

		Clo.	Plat.	Open	V ₁ - to-V ₂	V ₁ -to C ₂ _T	V ₁ -to C ₂ _R
S1	abi	55.0	35.0	98.1	168.8	53	88
	abbi	56.9	88.8	102.2	236.3	51	139
	<i>p</i>	ns	***	ns	***	Ns	***
S2	abu	47.5	20.0	77.5	95.6	44	64
	abbu	51.9	42.9	61.9	125.0	35	79
	<i>P</i>	ns	***	ns	***	=0.02	0.003
S3	Abu	50.0	43.8	91.3	134.4	51	95
	abbu	50.0	63.1	48.1	177.5	44	108
	<i>p</i>	ns	***	***	***	=0.01	0.003

4. CONCLUSION

Data from three Moroccan Arabic speakers revealed that /bb tt kk/ have substantially longer acoustic and articulatory constriction than their single counterparts. Vowel shortening before a geminate consonant was also observed but only for 2 speakers. The opening and mainly particularly the closing movements of /bb tt kk/ gestures have similar temporal (duration) and kinematic (velocity and amplitude) properties compared to /b t k/.

These observations combined with our analyses of V-to-V and V-to-C temporal coordination are consistent with the hypothesis that the geminates examined here can be analysed as sequences of two identical overlapped consonants. It seems that MA geminate realisation is dependent mainly on intergestural articulatory adjustments.

Further kinematic (velocity profile, stiffness) and spatial measurements (articulator height position) are needed to test the potential contribution of the intragestural strategies, in addition to the intergestural ones, to the production of the single/geminate contrast in MA.

5. REFERENCES

- [1] Arvaniti, A. & Tserdanelis, G. 2000. On the phonetics of geminates: evidence from Cypriot Greek. *6th ICSLP Beijing*, 559-562.
- [2] Benus, S. 2011. Control of phonemic length contrast and speech rate in vocalic and consonantal syllable nuclei. *J. Acoust. Soc. Am.* 130, 2116-2127.
- [3] Bouarourou, F., Vaxelaire, B., Rachid Ridouane, R., Hirsch, F., Sock, R. 2008. Gemination in Tarifit Berber: X-ray and acoustic data. *8th ISSP Strasbourg*, 117-120.
- [4] Elgendy, A. 1999. Jaw contribution to the timing control of pharyngeal consonant production. *14th ICPHS San Francisco*, 2415-2418.
- [5] Goldstein, L. 1994. Possible articulatory bases for the class of guttural consonants. In P. Keating (ed.), *Papers in Laboratory Phonology III: Phonological Structure and Phonetic Evidences*. Cambridge: Cambridge University Press, 234-241.
- [6] Hagedorn, C., Michael Proctor, M., Goldstein, L. 2011. Automatic Analysis of Singleton and Geminate Consonant Articulation Using Real-time Magnetic Resonance Imaging. *InterSpeech Florence*, 409-412.
- [7] Han, M. 1994. Acoustic manifestations of mora timing in Japanese. *J. Acoust. Soc. Am.* 96, 73-82.
- [8] Hassan, Z.M. 2002. Gemination in Swedish & Arabic with a particular reference to the preceding vowel duration. An instrumental & comparative approach; *TMH-QPSR* 44, 81-84.
- [9] Hertrich, I., & Ackermann, H. 1997. Articulatory control of phonological vowel length contrasts: Kinematic analysis of labial gestures. *J. Acoust. Soc. Am.* 102, 523-536.
- [10] Kelso, J.A., Vatikiotis-Bateson, E., Saltzman, E., and Kay, B. 1985. A qualitative dynamic analysis of reiterant speech production: Phase portraits, kinematics, and dynamic modeling. *J. Acoust. Soc. Am.* 77, 266-280.
- [11] Khattab, G. 2007. A phonetic study of germination in Lebanese Arabic. *Proc. 16th ICPHS Sarrebrücken*, 153-158.
- [12] Ladefoged, P. and Maddieson, I. 1996. *The Sounds of the World's Languages*. Cambridge USA & Oxford UK: Blackwell Publishing.
- [13] Lahiri, A., and Hankamer, J. 1988. The timing of geminate consonants. *J. Phonetics* 16, 327-338.
- [14] Lee, S.H. 1995. Orals, gutturals, and the jaw. In B. Connell and A. Arvaniti (eds.), *Papers in Laboratory Phonology IV: Phonology and phonetic evidence*. Cambridge: Cambridge University Press, 343-360.
- [15] Löfqvist, A. 2005. Lip kinematics in long and short stop and fricative consonants. *J. Acoust. Soc. Am.* 117, pages 858-878.
- [16] Obrecht, D.H. 1965. Three experiments in the perception of geminate consonants in Arabic. *Language and Speech* 8, 31-41.
- [17] Öhman, S. E. G. 1967. Numerical Model of Coarticulation. *J. Acoust. Soc. Am.* 41, 310-320.
- [18] Parush, A., Ostry, D.J., & Munhall, K.G. 1983. A kinematic study of lingual coarticulation in VCV sequences. *J. Acoust. Soc. Am.* 74, 1115-1125.
- [19] Ridouane, R. 2003. Geminates vs. Singleton stops in Berber: An Acoustic, Fiberscopic and Photoglottographic study. *15th ICPHS, Barcelona*, 1743-1746.
- [20] Rossi, M. 1972. Le seuil différentiel de durée. In (A. Valdman, 1972), 435-450.
- [21] Smith, C.L. (1995). Prosodic patterns in the coordination of vowel and consonant gestures. In B. Connell & A. Arvaniti (eds) *Papers in Laboratory Phonology IV, Phonology and phonetic evidence*. Cambridge: Cambridge University Press, 205-222.
- [22] Zeroual C., Hoole, P., and Gafos, A.I. Spatio-Temporal and Kinematic Study of Moroccan Arabic Coronal Geminate Plosives. 2008. *8th ISSP, Strasbourg*, 135-138.
- [23] Zmarich, C., Gili Fivela, B., Perrier, P., Savariaux, C., Tisato, G. 2011. Speech Timing Organization for the Phonological Length Contrast in Italian Consonants. *InterSpeech, Florence*, 401-404.