



# 検疫情報事前入力システム（Q-CODE） 記入例

2023年2月20日現在

## <はじめに>

### 検疫情報事前入力システム（Q-CODE）とは？

- ▶ 検疫事前情報システム（Q-CODE）を登録することで韓国入国後の検疫手続きの短縮、手続きの簡略化が可能となります。登録はご搭乗前まで可能ですが、登録完了までに時間を要する場合がありますため、お早めの手続きをおすすめいたします。

### 登録はこちら

- ▶ <https://cov19ent.kdca.go.kr/cpassportal/>

### 【登録前にご準備ください】

- ①有効なパスポート
- ②有効なEメールアドレス（発行されるQRコードはここで登録したアドレスに送付されます）

### 【ご案内事項】


- ①検疫情報事前システム（Q-CODE）の登録は韓国入国を保証するものではありません。到着後、大韓民国検疫管理および出入国管理公務員の審査により入国及び隔離可否等が最終決定されます。
- ②検疫情報事前システム（Q-CODE）は正確な情報をご入力ください。虚偽または不正確な情報を入力した場合、法令によって罰せられる、または入国を制限させる場合があります。
- ③発行されたQRコードは韓国ご到着後、現地空港にて係員に提示が必要です。QRコードの画面を提示するか、あらかじめ印刷したQRコードを提示してください。



# <はじめに>

The screenshot shows the homepage of the Q-CODE system. At the top, there is a navigation bar with the logo 'Q-CODE QUARANTINE COVID19 DEFENCE' and menu items: '안내' (Guide), '입력' (Input), '입력결과' (Input Result), and '알림' (Notice). On the right side, there is a language selection dropdown menu with options: '한국어' (Korean), 'English' (highlighted with a red box), '中文' (Chinese), and 'tiếng Việt' (Vietnamese). A red arrow points from the 'English' option to a red text box on the right that reads: '① 韓国語から英語表示に変更 (日本語表示はありません)'. In the center of the page, there is a large illustration of a family (a woman, a man, and a child) with luggage, walking through an airport. A red arrow points from a red text box on the left to a circular button with the text '입국 전 검역정보 입력하기' (Enter quarantine information before entry), which is also highlighted with a red box. The text box on the left reads: '② 클릭して登録を始めます (英語表記に変更すると「GO」の表示に変更されます)'. Below the illustration, there is a section titled '입력방법 REPORT ORDER' (Input Method REPORT ORDER) with a sub-header '해외입국자는 검역정보 사전입력시스템을 사용하여 입국전 사전입력을 진행해 주세요.' (Overseas entrants should use the quarantine information pre-entry system to proceed with pre-entry before entry). Below this, there are four steps: 'STEP.01 약관동의' (Terms of Service Agreement), 'STEP.02 이메일 입력' (Email Input), 'STEP.03 여권정보 입력' (Passport Information Input), and 'STEP.04 입국 및 체류 정보 입력' (Entry and Stay Information Input). At the bottom right, there is a 'TOP' button.

# <STEP 1 : 約款同意>



**INPUT**

When you input the quarantine information in the system (Q-CODE) and receive a QR-Code, prompt quarantine services will be provided.

Consent to the Terms and Conditions  
Input accurate information

Are you over the age of 14?  
(Legal representative's approval is required for anyone under the age of 14.)  
 YES  NO

Consent to the Terms and Conditions of Using the Quarantine Information Advance Input System, the Collection & Use of Personal Information, the Unique Identification Information Process Guide, and the Sensitive Information Process Details

STEP.01 Consent to the Terms and Conditions

STEP.02 Input passport number & E-Mail

STEP.03 Input your passport information

① 14歳以上：YES / 14歳以下：NO  
該当する方にチェック  
(14歳未満の方は法定代理人の承認が必要です)

② 「利用規約および個人情報に同意する」をチェックに入れると、P5～6の行程をスキップし、P7に進むことができます。

# <STEP 1 : 約款同意>

**P4②記載の全体同意箇所をチェックを入れると自動的に各項目の同意「agreement」にチェックが入ります。（個別の同意チェックを簡略化できます）**

Terms of Use (利用規約)

Chapter 1: General Provisions

Article 1 [Purpose]

The purpose of these terms and conditions is to set forth the conditions and procedures for use of all services provided by the Korea Centers for Disease Control and Prevention Quarantine Information Advance Entry System (hereinafter referred to as the "system") and other necessary matters.

Article 2 (Definition of terms)

The definitions of terms used in these terms and conditions are as follows.

agreement  disagree

Consent to collection and use of personal information (個人情報の収集と利用への同意)

In order to pre-enter quarantine information, you must agree to the collection and use of personal information. Please read the contents carefully and check whether you agree or not.

The collected personal information will be destroyed (permanently deleted) after being stored for 2 months.

■ Personal information collection and use history

collection	purpose of collection	retention period
Passport information, email address, name, address, contact information, departure information, sojourn information, date of birth, health condition information	Quarantine and quarantine work for entrants from abroad	2 months

※ You have the right to refuse consent to the collection and use of personal information above.  
※ If you refuse to agree, your use of the site will be restricted.

Do you agree to the collection and use of required personal information as above?

agreement  disagree

STEP.04 Enter entry and stay information

STEP.05 Enter quarantine information

STEP.06 Health status input

STEP.07 Confirm input information

STEP.08 Issuance of QR code

# <STEP 1 : 約款同意>

**P4②記載の全体同意箇所にチェックを入れると自動的に各項目の同意「agreement」にチェックが入ります。（個別の同意チェックを簡略化できます）**

☑ Guidelines for handling unique identification information (固有識別情報プロセス)  
In order to pre-enter quarantine information, you must agree to the collection and use of unique identification information. Please read the contents carefully and check whether you agree or not.

■ Unique identification number collection and use details

collection	purpose of collection	retention period
Passport number	Quarantine and quarantine work for entrants from abroad	2 months

※ You have the right to refuse consent to the collection and use of personal information above.  
※ If you refuse to agree, your use of the site will be restricted.

Do you agree to the processing of unique identification information as above?

agreement  disagree

☑ Sensitive information processing details agreement (機密情報の処理内容への同意)  
In order to pre-enter quarantine information, you must agree to the collection and use of sensitive information. Please read the contents carefully and check whether you agree or not.

■ Collection and use of sensitive information

collection	purpose of collection	retention period
health information	Quarantine and quarantine work for entrants from abroad	2 months

※ You have the right to refuse consent to the collection and use of personal information above.  
※ If you refuse to agree, your use of the site will be restricted.

Do you agree to the collection and use of essential sensitive information as above?

agreement  disagree

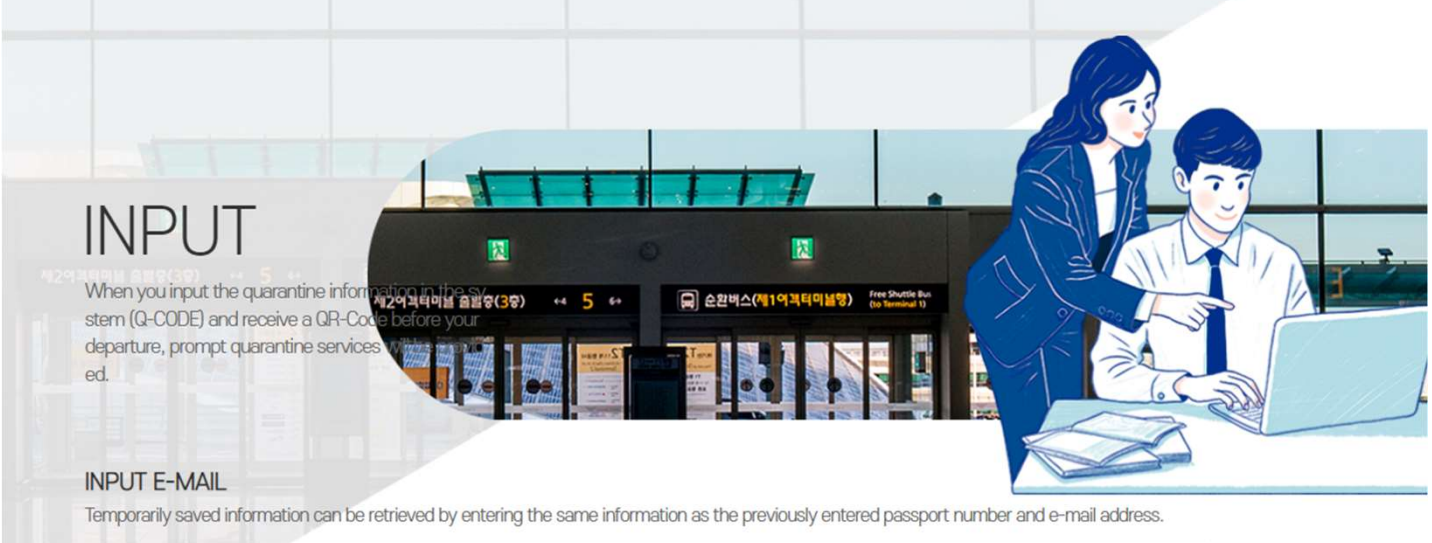
→ クリックし、次のページへ

# <STEP 2 : パスポート番号、メールアドレスを入力>



## ご注意

Q-CODE登録後に発行されるQRコードは、当ページで登録するメールアドレスに送付されます。メールアドレスが正しく登録されているか、必ずご確認をお願いいたします。



### INPUT

When you input the quarantine information in the system (Q-CODE) and receive a QR-Code before your departure, prompt quarantine services will be provided.

#### INPUT E-MAIL

Temporarily saved information can be retrieved by entering the same information as the previously entered passport number and e-mail address.

Please input accurate E-mail address. (パスポート番号を入力)

● PASSPORT NUMBER (Mandatory)  
Please input accurate passport number.

【例】 MT1234567

● Passport number Confirmation(Mandatory) (パスポート番号を再入力)

【例】 MT1234567

● E-mail Address (Eメールアドレスを入力)

@  Direct Input  Direct Input

STEP.01 Consent to the Terms and Conditions



STEP.02 Input passport number & E-Mail



STEP.03 Input your passport information



Cancel **Next** → クリックし、次のページへ





# <STEP 3 : パスポート情報を入力>

項目毎にパスポート情報を入力してください

Please refer to the passport sample to write correct information.

姓を入力してください

① Please input the family name written on the personal information page of your passport. (Mandatory)

【例】 KINKI

Surname Unknown

チェック不要

名を入力してください

② Please input the English name written on the personal information page of your passport. (Mandatory)

【例】 TARO

Givenname Unknown

チェック不要

生年月日を選択してください

③ Please select the date of birth in the order of year, month, and day, as it is written on the personal information page of your passport (Mandatory)

year 【例】 1993

month 【例】 3

day 【例】 16



一時保存する場合のみ  
クリック

Temporary Save

Cancel

Next

①～③をすべて入力し、次のページへ

# <STEP 4 : 入国、滞在情報を入力>

項目毎に入国、滞在情報を入力してください



**INPUT**

When you input the quarantine information in the system (Q-CODE) and receive a QR-Code before your departure, prompt quarantine services will be provided.

**INPUT ENTRY & STAY INFORMATION**  
Please input accurate information.

**最終出発国（途中降機を除く）を選択してください**

Please search or select country of final departure (excluding any stopover) (Mandatory)

Search or Select

**韓国入国予定日を選択してください**

Please input the scheduled date of entry. (Mandatory)

yyyy-mm-dd

Please input the date in the format of YYYY-MM-DD.

**韓国滞在中の住所を入力してください**

Please input the address at which you will be available during your stay in Korea (Mandatory)

Search Zip Code

Detailed Address

If an error occurs upon inputting the address, please use another device or a PC to update the Q-CODE.

**STEP.01** Consent to the Terms and Conditions

**STEP.02** Input passport number & E-Mail

**STEP.03** Input your passport information

**STEP.04** Input the entry and stay information related to your visit

登録方法は、P11をご確認ください



# <STEP 4 : 入国、滞在情報を入力>

## 韓国滞在中の住所登録について

INPUT ENTRY & STAY INFORMATION

Please input accurate information.

Please input the scheduled date of entry. (Mandatory)

2022-10-31

Please input the date in the format of YYYY-MM-DD. **クリックしてください**

Please input the address at which you will be available during your stay in Korea. (Mandatory)

Search Zip Code

Detailed Address

Please input your mobile phone number. (Mandatory)

Japan (81)

do not possess a mobile phone.

If you do not possess a mobile phone or it is impossible to receive a phone call in Korea, please check the box and input any other available contact phone number.

Please input the available contact phone number in Korea.

Please input the exact phone number that you can contact in Korea.

STEP 01 Consent to the Terms and Conditions

STEP 02 Input your Email

STEP 03 Input your passport information

STEP 04 Input the entry and stay information related to you or kit

STEP 05 Input quarantine information

韓国滞在先の住所登録画面が表示されます。

Q-CODE QUARANTINE COVID DEFENCE

LOTTE

Changed address information included Example: Road name (58 Banpo-daero), building name (Independence Memorial Hall), lot number (Samsong-dong 25)

**ご宿泊ホテル名（英語）を入力し、検索ボタンをクリックしてください**

- ① ホテル名を入力し検索すると該当候補の住所が表示されます。
- ② 該当住所をクリックしてください。

Q-CODE QUARANTINE COVID DEFENCE

LOTTE

Changed address information included Example: Road name (58 Banpo-daero), building name (Independence Memorial Hall), lot number (Samsong-dong 25)

No	Street name address	Zip code
1	7 Jeungga-ro 24ra-gil, Seodaemun-gu, Seoul [lot number] 3-38 Bulgajya-dong, Seodaemun-gu, Seoul	02668
2	300 Gilju-ro, Bucheon-si, Gyeonggi-do [lot number] 1140 Jung-dong, Bucheon-si, Gyeonggi-do	14548
3	84 Mipyeong-ro, Wonsam-myeon, Cheoin-gu, Yongin-si, Gyeonggi-do [lot number] 117 Mipyeong-ri, Wonsam-myeon, Cheoin-gu, Yongin-si, Gyeonggi-do	17166
4	27 Guryong 2-gil, Wansan-gu, Jeonju-si, Jeollabuk-do [lot number] 1255-15 Hyoga-dong 2il-ga, Wansan-gu, Jeonju-si, Jeollabuk-do	55061
5	33 Sanae-ro, Sanae-myeon, Hwacheon-gun, Gangwon-do [lot number] 457-48 Sachang-ri, Sanae-myeon, Hwacheon-gun, Gangwon-do	24155

1

Enter detailed address

Street name address 7 Jeungga-ro 24ra-gil, Seodaemun-gu, Seoul

Enter detailed address

Address input

**③ クリック後、選択した住所が自動反映されます。**

**⑤ クリックすると、ホテル住所が登録されます。**

④ ご宿泊ホテル名（英語）を入力してください

# <STEP 5 : 健康状態を入力>

## 健康状態を入力してください




### ご注意

香港・マカオ・中国から韓国に入国されるお客様は、新型コロナウイルスの陰性証明書が必要です。

日本より入国されるお客様はこちらのページの入力は不要です。  
P13にお進みください。

Please input contents of the confirmation of negative PCR result or the confirmation of negative Supervised Rapid Antigen Test(RAT). (Selective)

 Travelers from China, Hong Kong, and Macau now must file COVID-19 Negative Reports upon entry. If you are from China (implemented from Jan. 5, 2023), Hong Kong, or Macau (implemented from Jan 7, 2023), you must update your COVID-19 Negative Report information in the Q-CODE. (If you are from another country, you do not have to update the COVID-19 Negative Report information.)

● Test Method

① Supervised Rapid Antigen Test(RAT) for experts is only recognized within 24 hours before the 0 hour of your scheduled date of departure, and only those tested within 48 hours before the 0 hour of your scheduled date of departure.

● Test Date

● Test Result

● Issue the Date of Confirmation

● PCR Registration for Confirmation of Negative Result

Select file

Select file

Select file

① It is possible to register PDF, jpg, jpeg, png and gif files. Please register each file in a size smaller than 5MB.

① (Selective 1) If a mandatory item of information has been omitted in the Confirmation of Negative Test Result, please attach objective data to verify the omitted information.

① (Selective 2) If the test method written in the Confirmation of Negative Test Result is not written in English or Korean, please attach an English or Korean translation and the certified notarization\* of translation.  
(A text that has been translated in person must be certified for accuracy by a public agency or Consular Office. If the text has been translation by a certified translation service (certified translator), further certification is not necessary.)

- STEP.01 Consent to the Terms and Conditions
- STEP.02 Input passport number & E-Mail
- STEP.03 Input your passport information
- STEP.04 Input the entry and stay information related to your visit
- STEP.05 Input quarantine information
- STEP.06 Input your health condition
- STEP.07 Confirm the input information
- STEP.08 Issue the QR-Code

# <STEP 5 : 健康状態を入力>

## ご自身の健康状態を入力してください

直近21日以内に訪問した国があれば  
選択してください

訪問されていない方は  
「Asia」「Japan」を選択してください

最大4カ国を選択できます。  
必要に応じて追加してください。

● Please input your health condition (Mandatory)

1. Please select countries you have visited over the last 21 days.

Select continent:  Search or Select country:  Visited within 14 days:

① You can select a maximum of 4 countries. If you have visited the country within 14 days, please select the box. Please select [Visiting within 14 Days] if your visit is within 14 days.

14日以内の外国への訪問であれば、  
こちらにチェックを入れてください

Symptom exists (症状あり)  
を選択した方のみ、  
該当の症状を選択してください

Symptom does no exist (症状なし)を  
選択した方はチェック不要です

直近21日以内に下記の症状が発生した場合、または現在症状がある場合はチェックを入れてください

2. If you have experienced the following symptom(s) in the last 21 days or you have the symptom(s) currently, please select the boxes. (Mandatory)

Symptom exists (症状あり)  Symptom does not exist (症状なし)

2-1. Please select all of the following symptoms you have experienced during the last 21 days or are currently experiencing.

Fever  Shivering  Headache  Sore throat  Runny nose  Coughing  
 Difficulty with breathing  Vomiting  Stomachache or diarrhea  Rashes  Jaundice  
 Deterioration of mental functions  Continuous mucosal bleeding (eye, nose, mouth)  
 Other symptoms

3. If any of the items below apply, please select the following boxes. (Mandatory)

Not applicable (該当なし)  Took the symptom-related drug (薬を服用中)  Visited a local hospital (通院中)  
 Made contact with an animal (動物と接触した)

※ Please enter your accurate information. If you report false health status information or fail to report it, you may be punished according to the Quarantine Act.

※正確な情報をご入力ください。虚偽の健康状態を報告した場合、または報告しなかった場合には、  
検疫法に従って罰せられる可能性があります。

すべての項目を入力後、  
次のページへ

## <STEP 6 : 入力情報の最終確認>



入力情報の最終確認画面です。  
以下、ご確認ください。

- 入力内容の変更をする場合は、最下部「Modify（修正）」をクリックし、該当箇所の変更登録をお願いいたします。
- QRコード発行後の修正対応はできません。  
登録情報に誤りがあった場合は、再登録いただき、QRコードの再発行が必要です。
- 登録申請するにあたり、該当箇所を選択できなかったり先に進めない場合はシステム障害が想定されます。  
時間をおいて、再度の申請をお願いいたします。
- 登録がスムーズに進まない場合がありますので、早めのご確認登録をお願いいたします。

### INPUT INFORMATION

Input Number	250423032885
E-mail Address	m.suzuk384@kntct.com
Input your health condition	no symptoms

### Passport Information

English Family Name	KINKI
English Name	TARO
Date of Birth	19930316
Passport Number	MJ6919198

### Entry & Stay Information

Scheduled Date of Arrival	2023-02-21
Address of Stay in the Republic of Korea	(03668)7 Jeungga-ro 24ra-gil, Seodaemun-gu, Seoul lotte
Mobile Phone Number	(81)0912345678
Contact Number in the Republic of Korea	0311111111

### INPUT FILE INFORMATION

Health Condition	no symptoms	<a href="#">Detailed View of Information</a>
------------------	-------------	--

STEP.01 Consent to the Terms and Conditions

STEP.02 Input passport number & E-Mail

STEP.03 Input your passport information

STEP.04 Input the entry and stay information related to your visit

STEP.05 Input quarantine information

STEP.06 Input your health condition

STEP.07 Confirm the input information

STEP.08 Issue the QR-Code

修正が必要な場合は  
こちら

Modify

Previous

Submit

確認後、問題がなければクリックしてください。  
次のページでQRコードが発行されます。

# <STEP 7 : QRコードの発行>

登録情報をもとにQRコードが発行されます。  
必ずダウンロードし、登録情報の完了をしてください。

韓国到着後、検疫手続きの際に係員にQRコードの提示が必要になります。  
QRコード画面の保存、または印刷をお願いいたします。

入力完了後に発行されるQRコードは、ご登録いただいたメールアドレスにも送付されます。  
合わせてご確認くださいませようをお願いいたします。



Your input is complete.  
You can also check the QR code issued after completing the input by e-mail.

### INPUT INFORMATION

Input Number	250423032885
Passport Number	MU6919198
Certificate of Vaccination	Unregistered
Input Health Condition	Input Completed(no symptoms)
Address in the Republic of Korea	(03668)7 Jeungga-ro 24ra-gil, Seodaemun-gu, Seoul
Contact Number in the Republic of Korea	0311111111

  
[Download](#)

Please print or save the qrcode when entering the country and submit it to the quarantine station.

- STEP.01 Consent to the Terms and Conditions
- STEP.02 Input passport number & E-Mail
- STEP.03 Input your passport information
- STEP.04 Input the entry and stay information related to your visit
- STEP.05 Input quarantine information
- STEP.06 Input your health condition
- STEP.07 Confirm the input information
- STEP.08 Issue the QR-Code