


HOW TO FILL OBJECTION FOR PUNE METRO

1. **After login with your credentials** (Roll number & Date of birth in ddmmyyyy format
Click on Pune Metro Application tab.




The screenshot shows the Pune Metro Application portal. At the top right, there are links for 'Print' and 'Logout'. The main header features the Pune Metro logo with the text 'महा मेट्रो' and 'PUNE METRO'. Below the logo, there is a navigation bar with two tabs: 'View Application' and 'Pune Metro Application'. The 'Pune Metro Application' tab is selected. Underneath, the 'PERSONAL DETAILS' section is visible, showing the 'Application Number' as 'S157575'. Below this, there are fields for 'Name', 'Applicant First Name', 'Applicant Middle Name', and 'Applicant Surname'. An arrow points to the 'Pune Metro Application' tab.

2. **Click on Action tab for the post in which you wish to raise the objection.**



The screenshot shows the Pune Metro Application portal with the 'Action' tab selected. The 'Pune Metro Application' tab is also visible. Below the navigation bar, there is a table with the following data:

Action	Application Seq No	Post Applied For	Bar Code	QR Code
	000040	Junior Engineer (Electrical)-S1	Not available	Not available

At the bottom left, it says 'Record 1 to 1 of 1 Entries'. At the top right, there are links for 'Print' and 'Logout'. Below the table, there are two buttons: 'Click here to Apply +' and 'Click to Refresh'.

3. Click on “Click here to fill new objection form” to open objection form.



Applicant Details | **Objection Form**

Objection Form

Your Selection Click here to fill new objection form + Click to Refresh ↻

Action	Application Seq No	Type of Objection	Post	Document 1	Document 2	Document 3
	40	Incorrect answer key	Junior Engineer (Civil)-S1	Not available	Not available	Not available

4. Please view the instruction carefully before starting objection process.

Instructions

Please follow the following steps to view the Question paper in which you had appeared in the MAHA METRO – PUNE Examination held between 18th Oct to 20th Oct 2021, with the options selected by you and the correct answer key.

1. You can select various type of objections, 1) All options incorrect 2) Incorrect / Ambiguous question 3) Multiple correct answers 4) Incorrect answer key 5) Translation error 6) Repetition of question in the same set 7) Any other mistake, and furnish reason/supporting references in the explanation box along with document upload.
2. Based on your review first decide, as to for how many questions against which you wish to raise objection and then start raising the objection as detailed above.
3. After viewing the details as above, under Objection tab, please start filling objections (if any) regarding wrong questions, options and keys published, for which Select the question ID from the dropdown list to raise objection.
4. In case you want to delete an objection raised by you, then click on the delete icon available under the action tab to delete such objection.
5. Make payment and submit by clicking "Submit" button.
6. You must raise objection(s), if any, well before the final date and time, given below, after which no representation on the questions/options/keys etc will be entertained.
7. Fees once paid against the objection is non-refundable, except for valid objection. In case of valid objection fees will be refunded to paid back account.
8. The decision of MAHA METRO on the objections raised shall be final and binding and no further correspondence shall be entertained from the candidates in the matter.

Close

5. Your Post, Date of exam, Shift will be displayed as per your attendance in the scheduled shift.



Post *

Junior Engineer (Civil)-S1

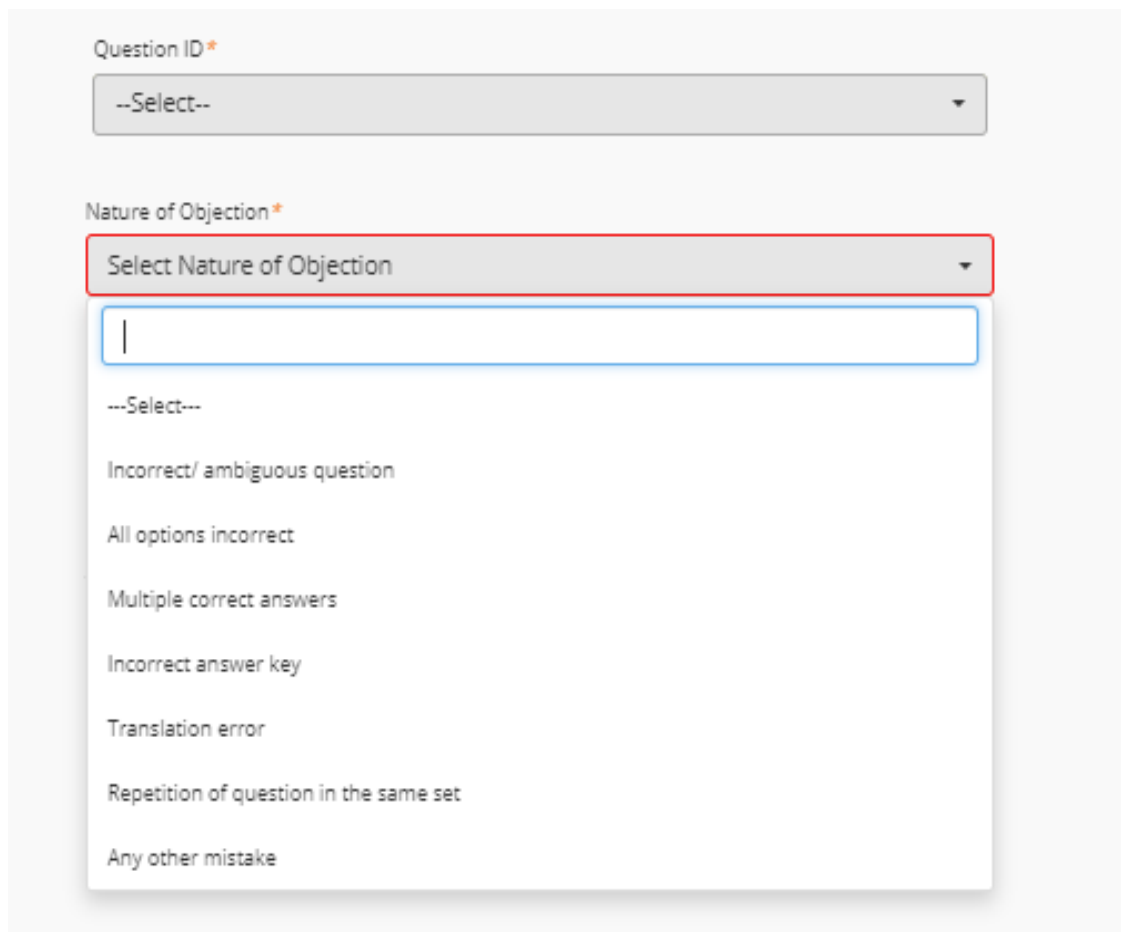
Date of Examination *

18-Oct-2021

Shift *

Shift2

6. Please select the question ID number displayed on your Question paper PDF under QP HTML TAB against which you wish to raise the objection. Select the nature of objection from the options below.



Question ID *

--Select--

Nature of Objection *

Select Nature of Objection

|

--Select--

Incorrect/ ambiguous question

All options incorrect

Multiple correct answers

Incorrect answer key

Translation error

Repetition of question in the same set

Any other mistake

7. Please note, for Incorrect answer key nature, please select the desire correct answer id as per your discretion followed by remarks (explanation) and relevant document challenging the nature of objection.

Question ID *
162662452

Nature of Objection *
Incorrect answer key

Option ID *
Please select

Remarks
Enter Remarks

Amount *
50

8. After you have confirmed the details, please click preview to view the details and proceed to Submit and Pay button for payment.

Question ID *
--Select--

Nature of Objection *
Select Nature of Objection

Remarks
test

Amount *
50

Upload Supporting documents *
[Click here to upload](#)

[Preview](#) [Submit and Pay](#)

9. After Successful payment, below screen with details marked should be displayed.

NOTE : Your application has been successfully submitted. Your Payment is successful.

Objection Details

Objection Details

Post Junior Engineer (Civil)-S1	Date of Examination 18-Oct-2021	Shift Shift2
Question ID 162662452	Nature of Objection Incorrect answer key	Correct option 1626621805
Remark test		
Amount 50	Payment Status S	Payment Transaction No. WHD40383679692

To view Document [Click here.](#)

Please Note payment from your bank account may take 24 to 48 hours to clear, please do not initiate duplicate payment incase funds are deducted, and payment status is not changed to payment success.

Please send transaction details in below format at helpdesk.hrpune@mahametro.org

- **Name:**
- **Application No**
- **Transaction Id:**
- **Date of payment**
- **Registered email address.**

Thank you