

## ECONOMIC INDICATORS

Indicators	Value
GDP growth (annual %)	6.9
GDP per capita (current US\$)	2503
Unemployment rate (%)	4.4

## EDUCATION

### Net enrolment rate, Primary education



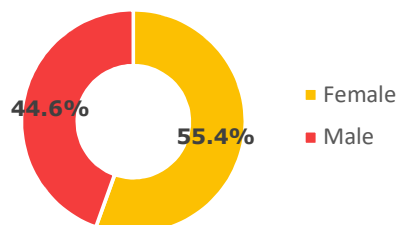
■ Male ■ Female ■ Both sexes

## ADULTS LACKING LITERACY SKILLS

Total

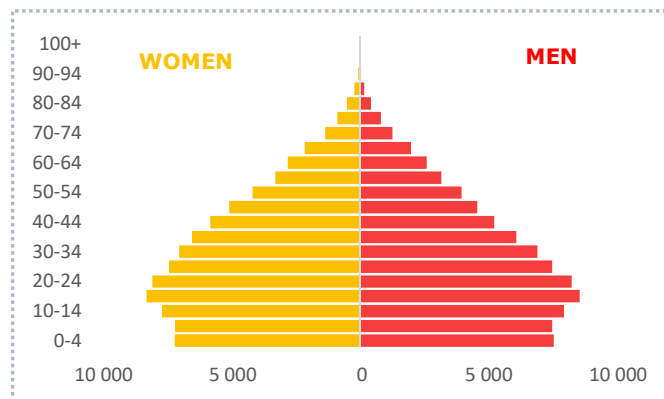
# 30,238,916

Share



■ Female  
■ Male

## DEMOGRAPHICS



Total population

# 166,303,000

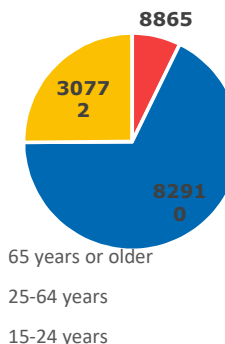
Median age of population

# 26.3

Population growth

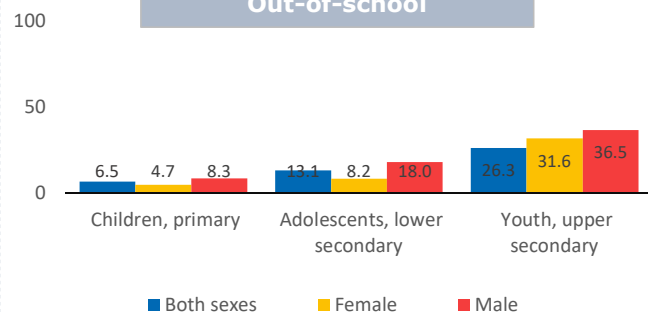
# 1

Adults by age (thousands)



■ 65 years or older  
■ 25-64 years  
■ 15-24 years

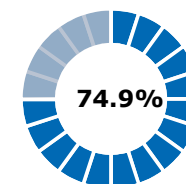
## Out-of-school



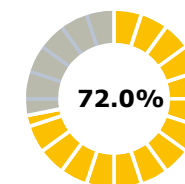
■ Both sexes ■ Female ■ Male

## Adult literacy rate (15+)

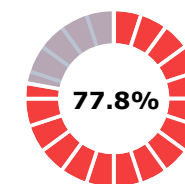
Both



Female




Male




## LITERACY RATES BY AGE

Both

Youth literacy rate (15-24)




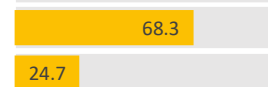
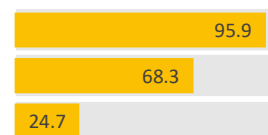
Literacy rate, 25-64



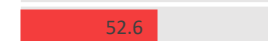

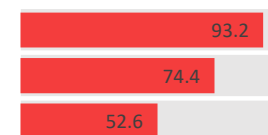
Elderly literacy rate (65+)



Female



Male



## EDUCATION FUNDING

Government expenditure on education (% GDP)

# 2.12

Government expenditure on ALE (% expenditure on education)

# 2%-3,9%