



ENERGY COMPACT OVERVIEW

As of 8 March 2022



United
Nations




HIGH-LEVEL DIALOGUE ON
ENERGY
UNITED NATIONS, NEW YORK, SEPTEMBER 2021

ACHIEVING SDG7 BY 2030 AND NET ZERO EMISSIONS BY 2050



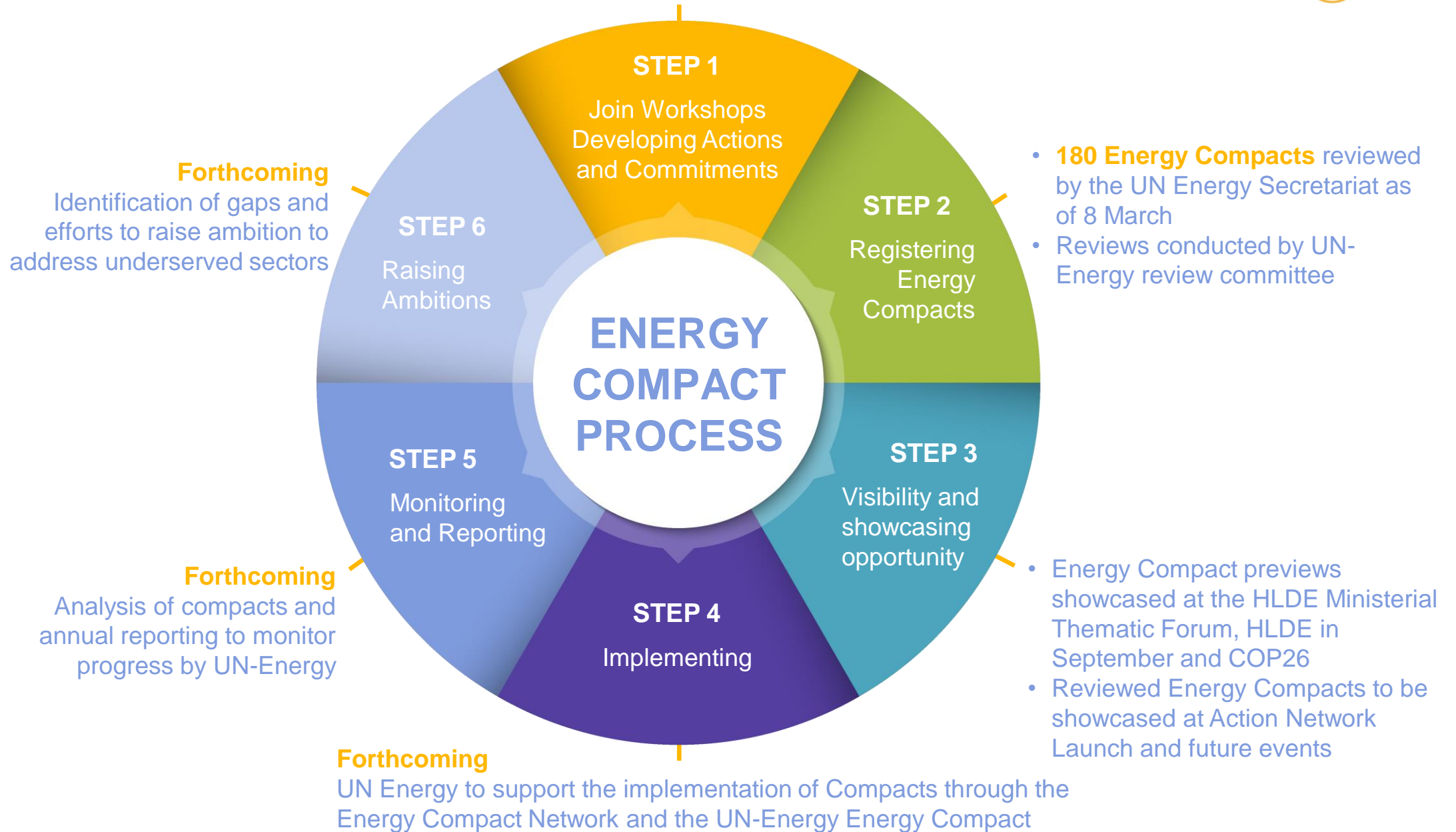
Energy Compacts are **voluntary commitments from Member States and non-state actors**, such as companies, regional/local governments, NGOs, and others. Thus, Compact commitments are **specific actions with targets and timelines** to drive progress on SDG7 and the Paris Agreement goals.

All Energy Compacts are **living documents** that can be enhanced or expanded upon, with an **annual reporting** requirement on quantitative metrics identified at submission.



UN-Energy will take the lead on the pledge helping Member States to attain the milestones to be achieved by 2025 towards SDG7, as they build back better from the COVID-19 pandemic.

- **51** Energy Compact workshops hosted
- Workshops to continue after the HLDE



PRESENTING AN OVERVIEW OF THE ENERGY COMPACTS

SDG 7 Enabler: Finance Commitments



The amount of finance committed to be deployed/leveraged for SDG7 (access, transition or efficiency) by stakeholder in **Billion USD**

SDG 7.1.1: Electricity Access Commitments



The targets set for total population to be connected with new or improved connections in **Million People Connected**

SDG 7.1.2: Clean Cooking Access Commitments



The targets set for total population to be given access to clean cooking solutions in **Million People Connected**

SDG 7.2: Renewable Capacity Commitments




The targets set for the total renewable energy capacity to be deployed in **Gigawatts (GW)**

SDG 7.3: Energy Efficiency Commitments



The targets set for energy savings and efficiency improvements in **Gigawatt hours (GWh)**

SDG 8: Job Creation and Capability Building Commitments



The targets set for **Number of Green Jobs Created and number of People Trained**

SDG 11: Clean Transport System Commitments



The targets set for clean transport deployment across both **Number of green Vehicles Deployed, and number of Charging Infrastructure Deployed**

Please Note

The results present all compacts on a set of these 7 categories only. **Results are presented as received.** The analysis aims to present an overview of the commitments received.

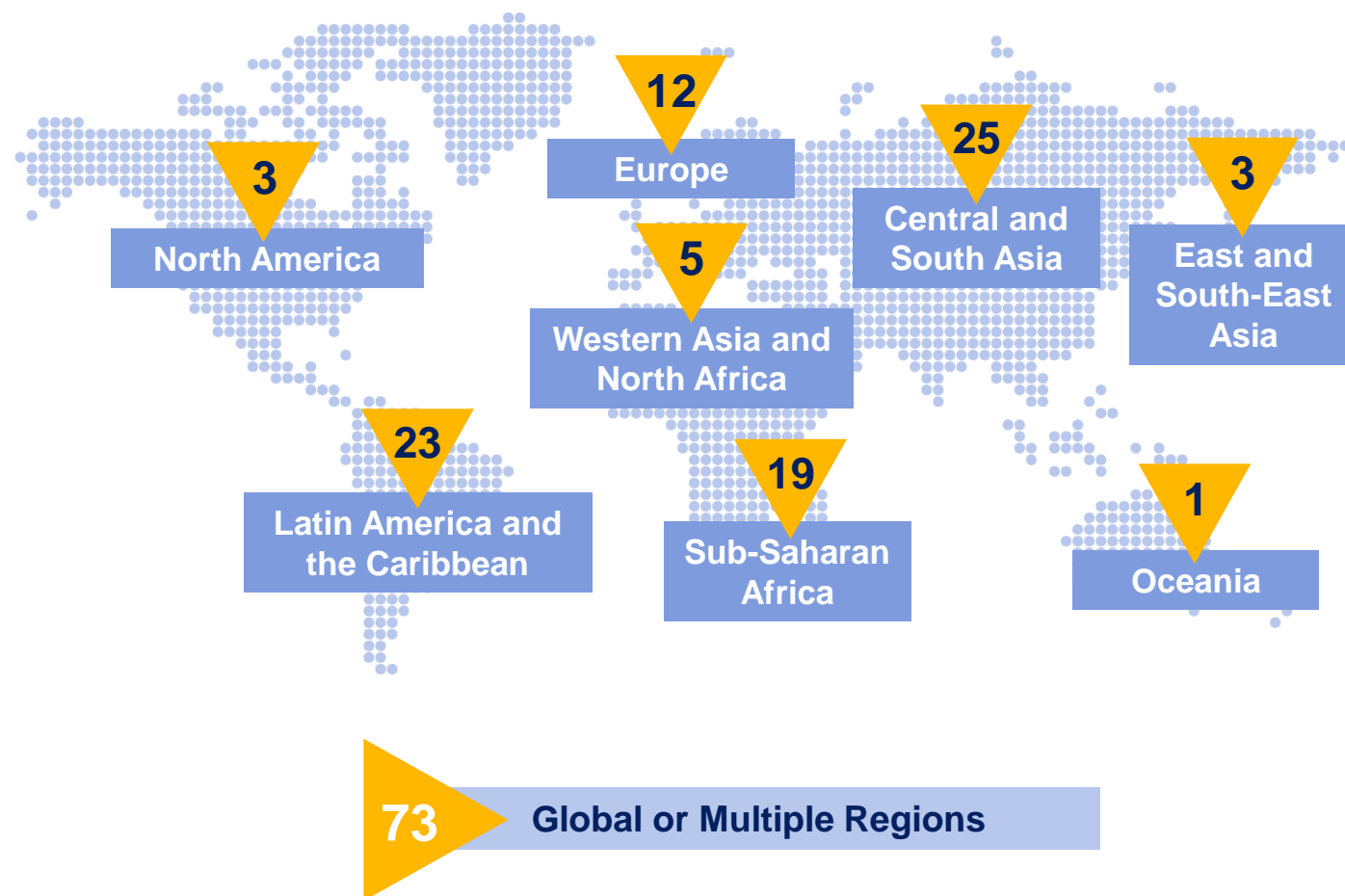
Disclaimer: a) some numbers may be overlapping; b) different methodologies may have been used by the submitting entities to define targets and impacts; c) not all compact report on all results areas

COMPACT OWNERS AND FOCUS REGIONS










Compacts by Stakeholder

Member States	36
Local/Regional Government	13
Private Sector	56
NGO	16
Multistakeholder	14
Multilateral body/Intergovernmental Organization	19
Civil Society Organization Youth/Philanthropy/ Academic	10
TOTAL	164

Compacts by Region

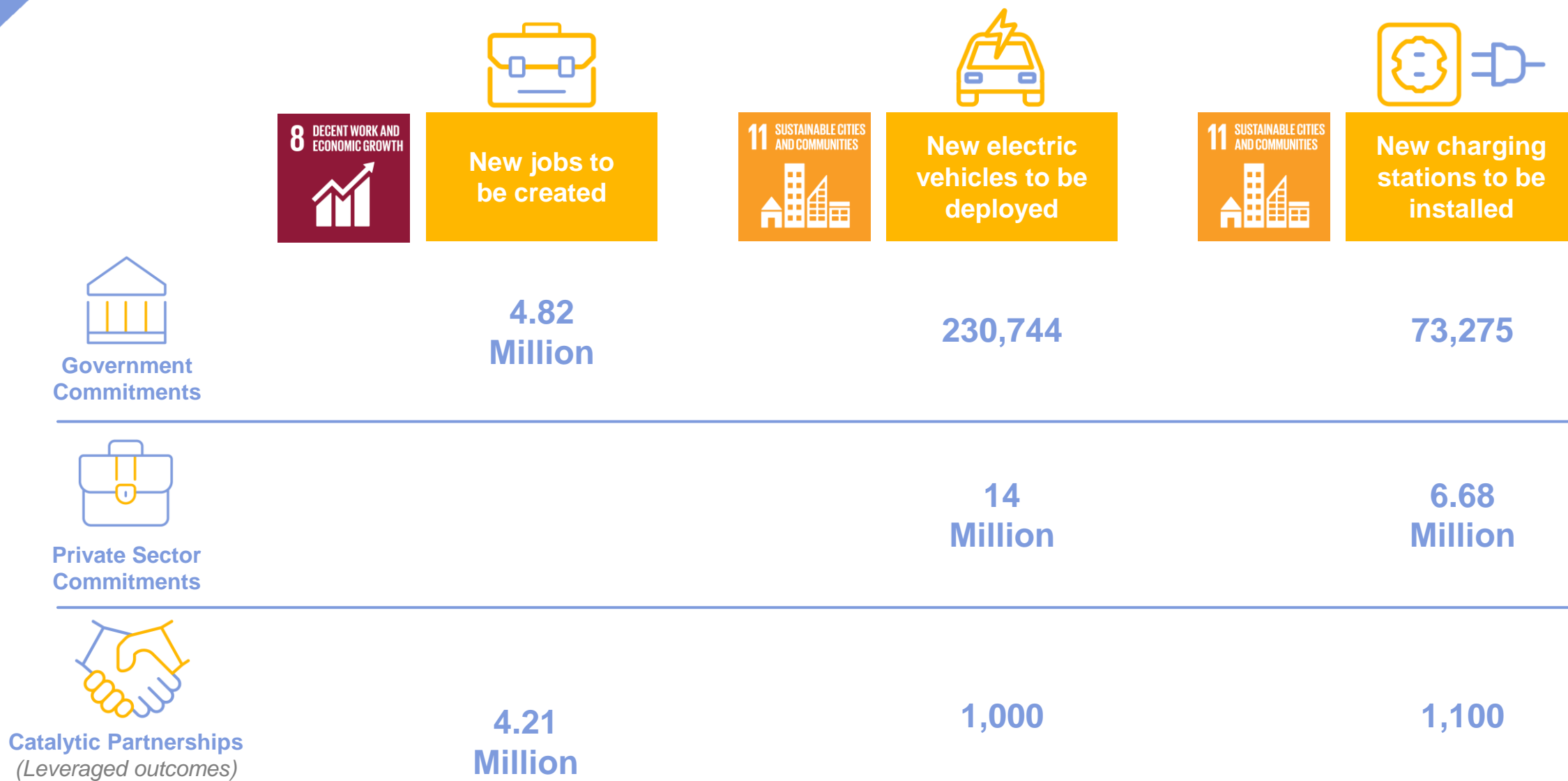


OVERVIEW OF COMMITMENTS TO 2030 (1/2)

 <p>7 AFFORDABLE AND CLEAN ENERGY</p>	 <p>Finance and investment (USD)*</p>	 <p>Enhanced electricity access (no. of people)</p>	 <p>Enhanced clean cooking access (no. of people)</p>	 <p>Additional clean energy capacity to be deployed (GW)</p>	 <p>Energy savings to be achieved (GWh)</p>
 <p>Government Commitments</p>	<p>\$128 Billion</p>	<p>846 Million</p>	<p>32 Million</p>	<p>658 GW</p>	<p>7,190 GWh</p>
 <p>Private Sector Commitments</p>	<p>\$449 Billion</p>	<p>1.15 Billion</p>	<p>10 Thousand</p>	<p>750 GW</p>	<p>162 GWh</p>
 <p>Catalytic Partnerships (Leveraged outcomes)</p>	<p>\$1,490 Billion</p>	<p>2.57 Billion</p>	<p>2.70 Billion</p>	<p>4,517 GW</p>	<p>>1 TWh</p>

* Investment in access, transition, and efficiency

OVERVIEW OF COMMITMENTS TO 2030 (2/2)





REQUESTS AND OFFERS OF SUPPORT TO FOSTER ACTION FOCUSED COLLABORATION

COUNTRY FINANCIAL SUPPORT AND INVESTMENT REQUIREMENTS



Government Finance Support Requests
USD 270 Billion

14 COMPACTS

- Explicit requests for financial support and investment in Energy Compacts. All requests for support are linked to specific projects, actions and timelines
- This initial list will be used to matchmake requests to offers of support to drive project execution



**Captured in Energy Compact as \$0.045 million annually and multiplied by 9 to reach 2030

FINANCE AND INVESTMENT COMMITMENTS (1/2)



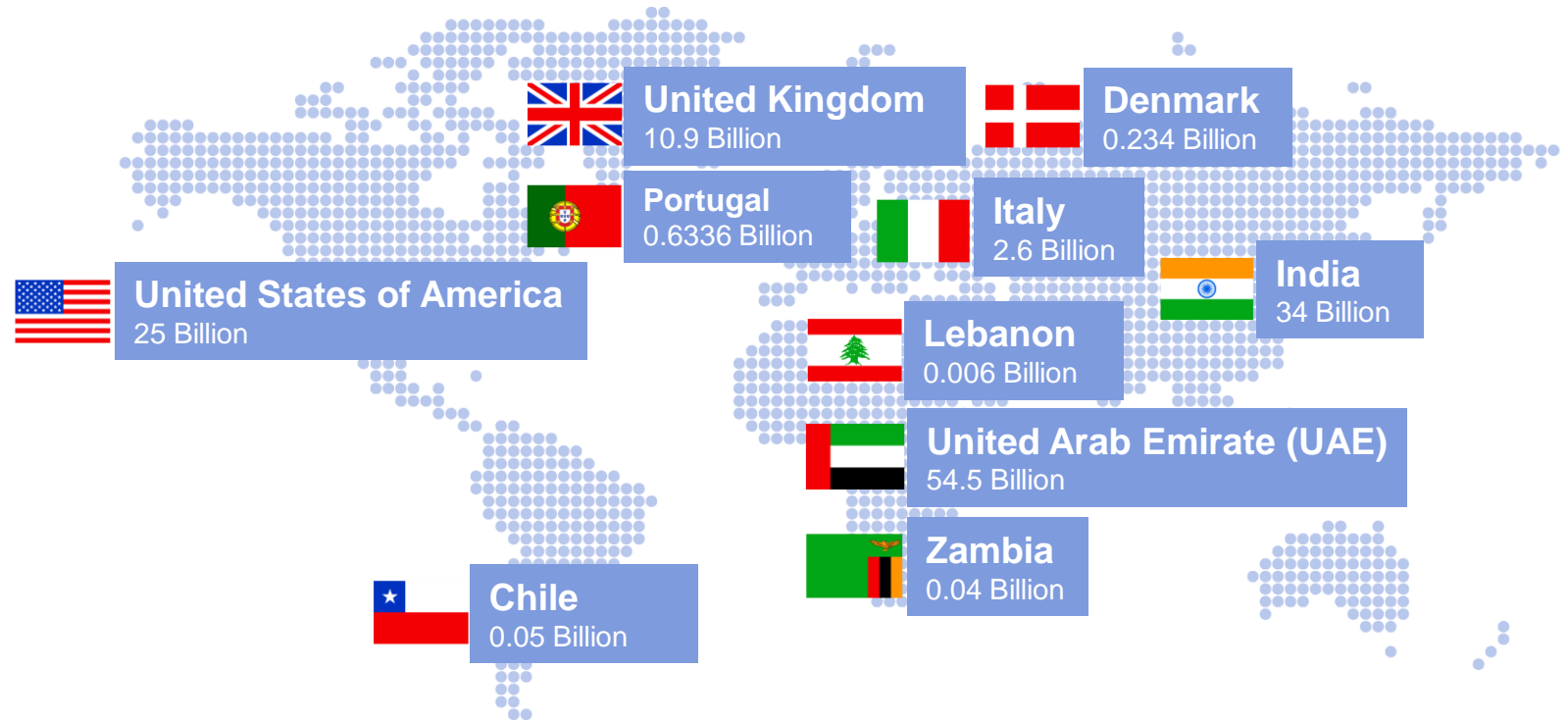
Clean energy direct investments or leverage targets committed to for access, transition, and efficiency (billion USD)

Government Finance Commitments

USD 128 Billion

10/47

COMPACTS



FINANCE AND INVESTMENT COMMITMENTS (2/2)

37/47

COMPACTS



Clean energy direct investments or leverage targets committed to for access, transition, and efficiency (billion USD)

Private Sector Investment Commitments USD 474 Billion

- AES Brazil – 0.57 billion USD
- Ather Energy – 0.2 billion USD
- Avangrid – 12.14 billion USD
- CPFL Energia – 0.029 billion USD
- Copenhagen Infrastructure Partners – 152 billion USD
- EDP Energias de Portugal – 28.03 billion USD
- En+ Group – 0.284 billion USD
- Enel – 104 billion USD
- Engie – 17 billion USD
- Eni S.p.A. – 6.73 billion USD
- Fortescue Future Industries – 1.2 billion USD
- Graded S.p.A. – 0.0012 billion USD
- HUSK – 0.04 billion USD
- Iberdrola – 32 billion USD
- InterEnergy Group – 4.58 billion USD
- Neoenergia – 0.067 billion USD
- Ørsted – 35 billion USD
- Shell – 20 billion USD
- Sigma Lithium Corporation – Brazil – 0.115 billion USD
- Taiyo-Jyuku Ltd. – 0.02 billion USD
- TotalEnergies – 60 billion USD

Catalytic Partnerships USD 1,490 Billion

- Alliance for Rural Electrification – 200 billion USD
- Economic and Social Commission for Asia and the Pacific (ESCAP) – 249 billion USD
- EKO energy – 0.0059 billion USD
- European Bank for Reconstruction and Development – 2.1 billion USD
- International Solar Alliance – 1,000 billion USD
- IRENA and AOSIS – 0.015 billion USD
- IRENA – 3 billion USD
- The Rockefeller Foundation – 1 billion USD
- Student Energy – 0.15 billion USD
- Sustainable Energy for All – 0.49 billion USD
- Sustainable Water and Energy Solutions Network (SWES) – 0.40063 billion USD
- UNDP – 30 billion USD
- UNIDO – 3.15 billion USD
- UN Kenya and Equity Group – 0.15 billion USD
- UPAY – 0.00014 billion USD
- World Bank – 0.5 billion USD



SDG-ALIGNED OUTLINE OF COMMITMENTS

SDG 7.1.1: ELECTRICITY ACCESS (1/2)



New and improved electricity connections (million people)

Local/Regional government
• City of Ayodhya – 0.015 Million

Government Commitments
838 Million People

12/35 COMPACTS



SDG 7.1.1: ELECTRICITY ACCESS (2/2)



United Nations



HIGH-LEVEL DIALOGUE ON
ENERGY
UNITED NATIONS, NEW YORK, SEPTEMBER 2021

23/35

COMPACTS



New and improved electricity connections (million people)

Private Sector Commitments

1,153 Million People

- **D-REC Initiative** – 5.5 million people
- **EDP Energias de Portugal** – 1 million people
- **Enel** – 5.6 million people
- **Engie** – 44 million people
- **HUSK** – 11 million people
- **Iberdrola** – 16 million people
- **InterEnergy Group** – 4.3 million people
- **Kube Energy** – 5 million people
- **Neoenergia** – 0.07 million people
- **Ørsted** – 55 million people
- **Schneider** – 80 million people
- **Shell** – 100 million people
- **TATA Power** – 800 million people
- **Taiyo-Jyuku Ltd.** – 0.08 million people
- **TotalEnergies** – 25 million people

Catalytic Partnerships

2573 Million People

- **Alliance for Rural Electrification** – 500 million people
- **GOGLA** – 260 million people
- **Innovea** – 3 million people
- **Health Facility Electrification** – 100 million people
- **The Rockefeller Foundation** – 1 billion people
- **UNDP** – 500 million people
- **World Bank** – 60 million people
- **World Meteorological Organization** – 150 million people

As of 8 March 2022

SDG 7.1.2: CLEAN COOKING COMMITMENTS (1/2)

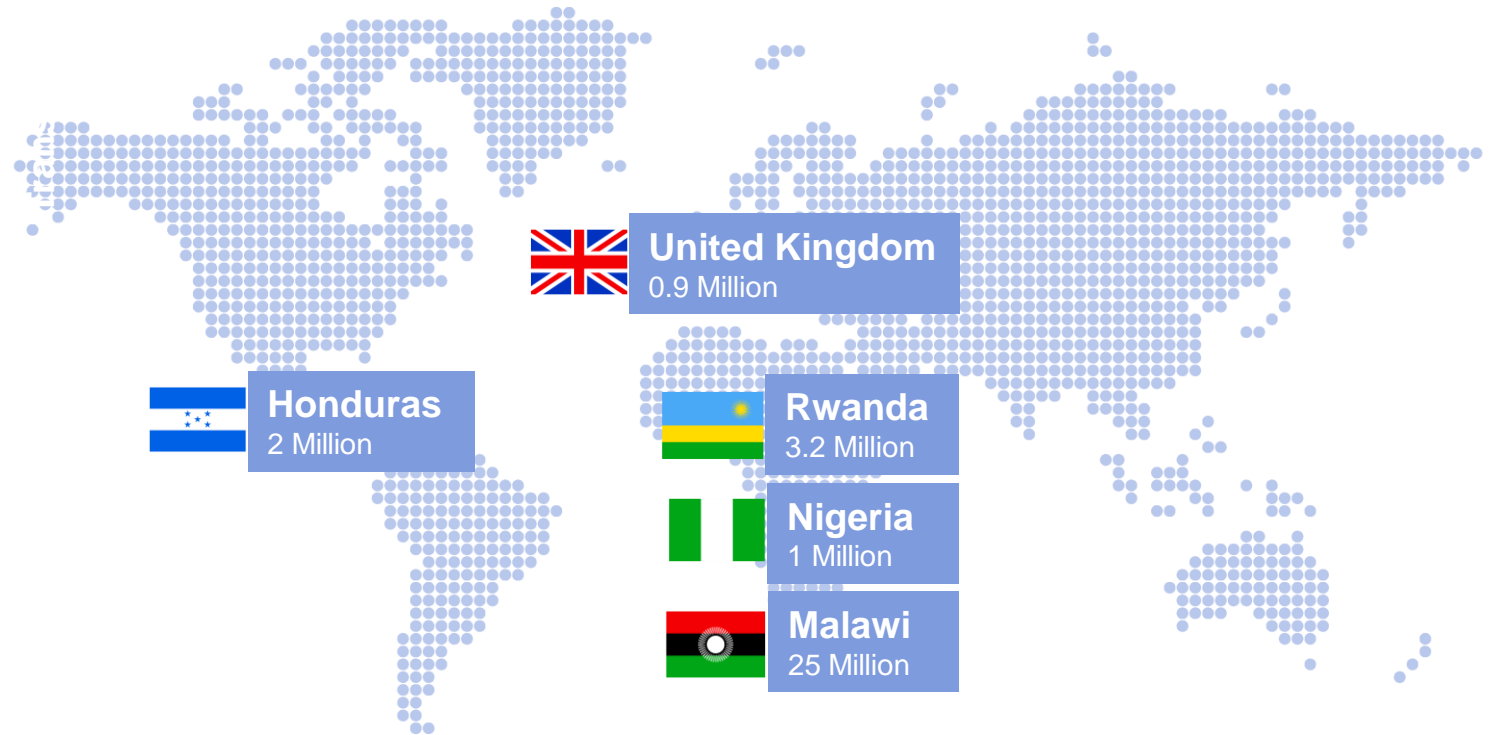


New and improved clean cooking connections (million people)

Government Commitments
32 Million People

5/11

COMPACTS



SDG 7.1.2: CLEAN COOKING COMMITMENTS (2/2)



New and improved clean cooking connections (million people)

Private Sector **15,000 People**

- **ZIPOLOPOLO COOKSTOVE SOLUTIONS** – 0.015 million people

Catalytic Partnerships **287 Million People**

- **AID Africa** – 0.025 million people
- **EarthSpark International** – 0.009 million people
- **Economic Community of Central African States (ECCAS)** – 187 million people
- **Sustainable Energy for All** – 0.31 million people
- **World Bank** – 100 million people

SDG 7.2: RENEWABLE CAPACITY COMMITMENTS (1/2)



New installed renewable capacity (Gigawatts)

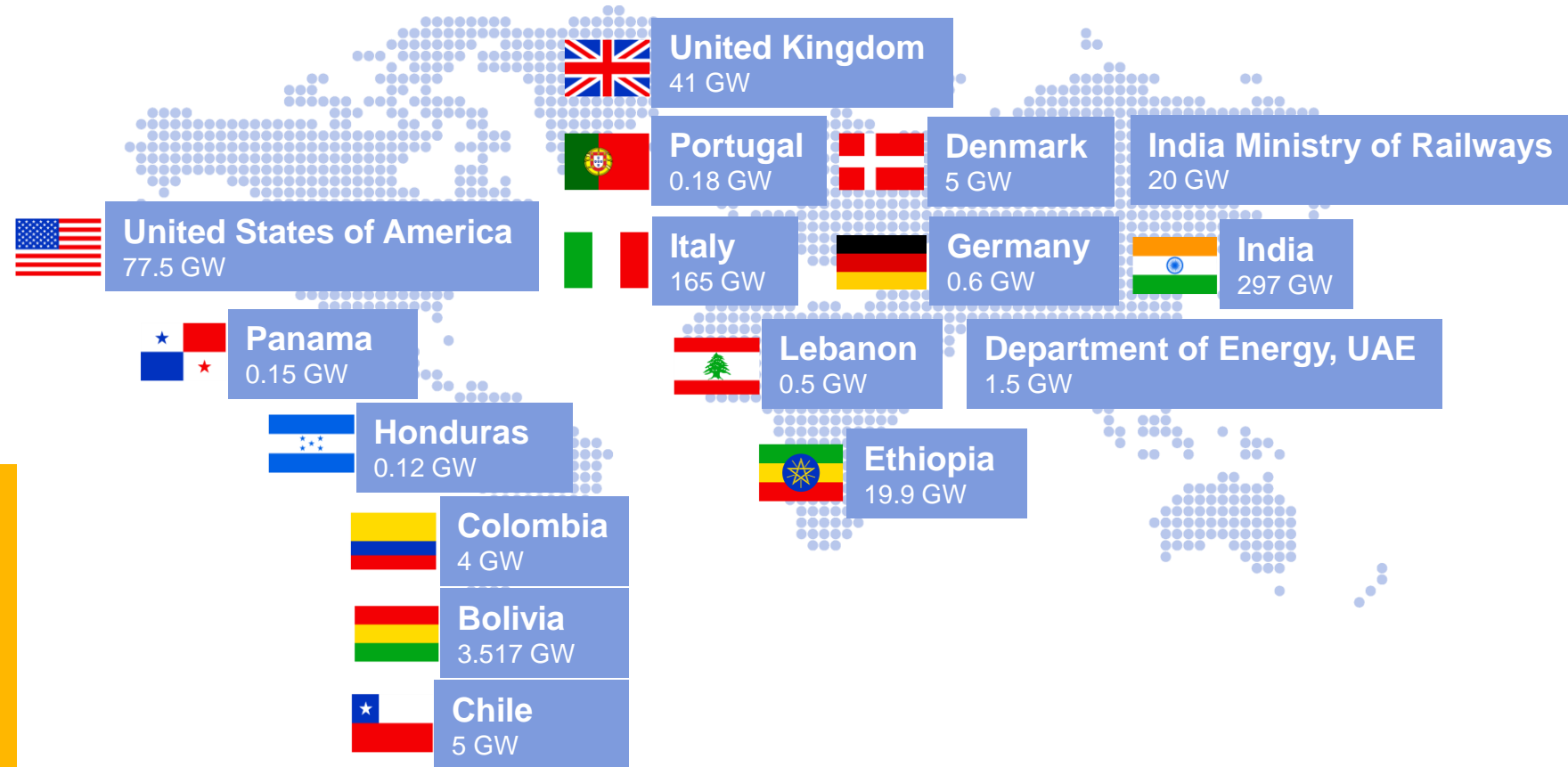
- Local/Regional government**
- Basque Hydrogen – 0.3 GW
 - Basque prosumer energy communities – 0.03 GW
 - C40 – 4.3 GW
 - City of Ayodhya – 0.157 GW
 - Indore – 0.012GW
 - Surat Smart City – 0.071 GW

Government Commitments

646 GW

22/66

COMPACTS



SDG 7.2: RENEWABLE CAPACITY COMMITMENTS (2/2)

44/66 COMPACTS

Private Sector Investment Commitments

750 GW

Catalytic Partnerships

4,530 GW



New installed renewable capacity (Gigawatts)

- ACCIONA – 30 GW
- Adani Green Energy Limited – 41.5 GW
- Avangrid – 5.6 GW
- Bee'ah – 0.15 GW
- BPP Tech – 5GW
- Copenhagen Infrastructure Partners – 14 GW
- D-REC Initiative – 1 GW
- EDP Energias de Portugal – 50 GW
- Electrochaea – 4.45 GW
- Enel – 96 GW
- Engie – 49 GW
- Eni S.p.A. – 14.96 GW
- Fortescue Future Industries – 150 GW
- Haldor Topsoe – 5 GW
- HUSK – 0.5 GW
- Iberdrola – 28 GW
- Indore – 0.012 GW
- InterEnergy Group – 2.4 GW
- J K Cement – 0.038 GW
- JSW Energy – 15 GW
- Kube Energy – 0.1 GW
- Neoenergia – 0.522 GW
- NTPC – 47 GW
- Ørsted – 38 GW
- PRESPL – 1.73 GW
- Rajasthan Renewable Energy Corporation Ltd – 26.5 GW
- ReNew Power – 12.4 GW
- Taiyo-Jyuden Ltd. – 0.019 GW
- Tata Power – 12 GW
- TAQA – 5.4 GW
- TotalEnergies – 93 GW
- Vale – 0.766 GW

- African Renewable Energy Initiative (AREI)-IRENA – 300 GW
- City of Ithaca – 0.005 GW
- Economic Community of Central African States (ECCAS) – 12.867 GW
- Heidelberg Cement and Zuari Cement Limited – 0.044 GW
- Global Geothermal Alliance (GGA)+IRENA – 250 GW
- Global Wind Energy Council (GWEC) – 2,557 GW
- Green Hydrogen Catapult (GHC)(RMI) – 25 GW
- International Solar Alliance – 1,000 GW
- IRENA and AOSIS – 4 GW
- IRENA-GWEC Offshore Wind – 380 GW
- Sardinia Electrification – 0.7 GW
- Sustainable Water and Energy Solutions Network (SWES) – 0.05 GW

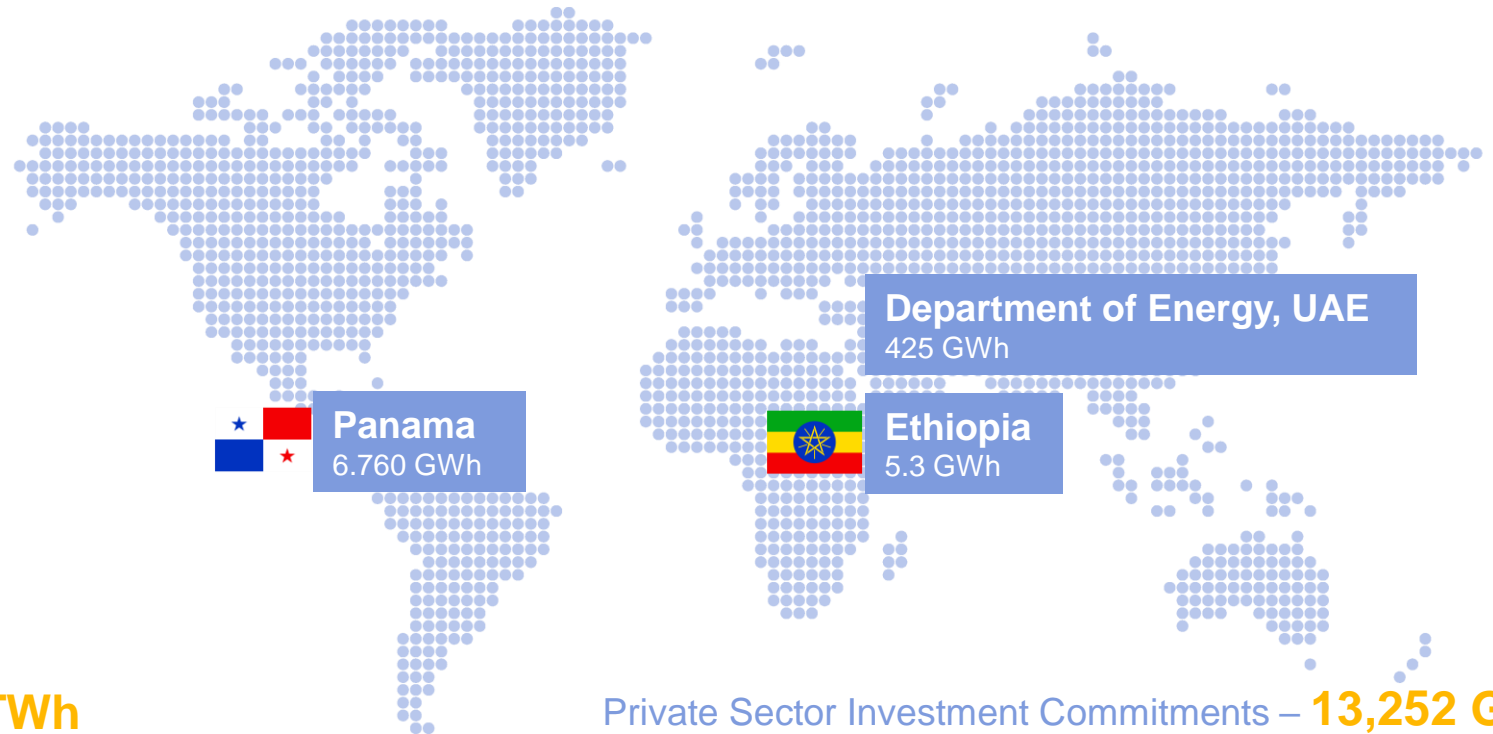
As of 8 March 2022

SDG 7.3: ENERGY EFFICIENCY COMMITMENTS

12 COMPACTS



Energy Savings




Catalytic Partnerships – **~1 TWh**

- Sustainable Water and Energy Solutions Network (SWES) – 0.035 GWh
- World Meteorological Organization – 500 GWh
- UNIDO – 1,000,000 GWh

Private Sector Investment Commitments – **13,252 GWh**

- Hydeal – 162 GWh
- Rajasthan Renewable Energy Corporation Ltd – 13,090 GWh

SDG 8: JOBS AND CAPABILITY COMMITMENTS (1/2)



Green jobs created
(No. of green jobs)


Government Commitments
4.82 Million Jobs

5/14

COMPACTS



SDG 8: JOBS AND CAPABILITY COMMITMENTS (2/2)



Green jobs created
(No. of green jobs)

Capability building
(No. of people trained)

Private Sector Commitments 4.21 Million Jobs

- Copenhagen Infrastructure Partners – 450 jobs
- GOGLA – 2,200,000 jobs
- Sardinia Electrification – 10,000 jobs
- World Meteorological Organization – 2,000,000 jobs
- PRESPL – 300 jobs

Training

~5.1 Million People Trained

- Alliance for Rural Electrification (ARE) – 5,000,000 people trained
- Student Energy – 50,000 people trained
- Sierra Leone SDG7 Clean Cooking – 5,000 people trained
- UPAY – 15,000 people trained

SDG 11: CLEAN TRANSPORT



Clean transport systems created (No. of clean vehicles i.e., buses, cars or trains)

Clean transport systems created (No. of clean charging and refueling infrastructure)

New green vehicles

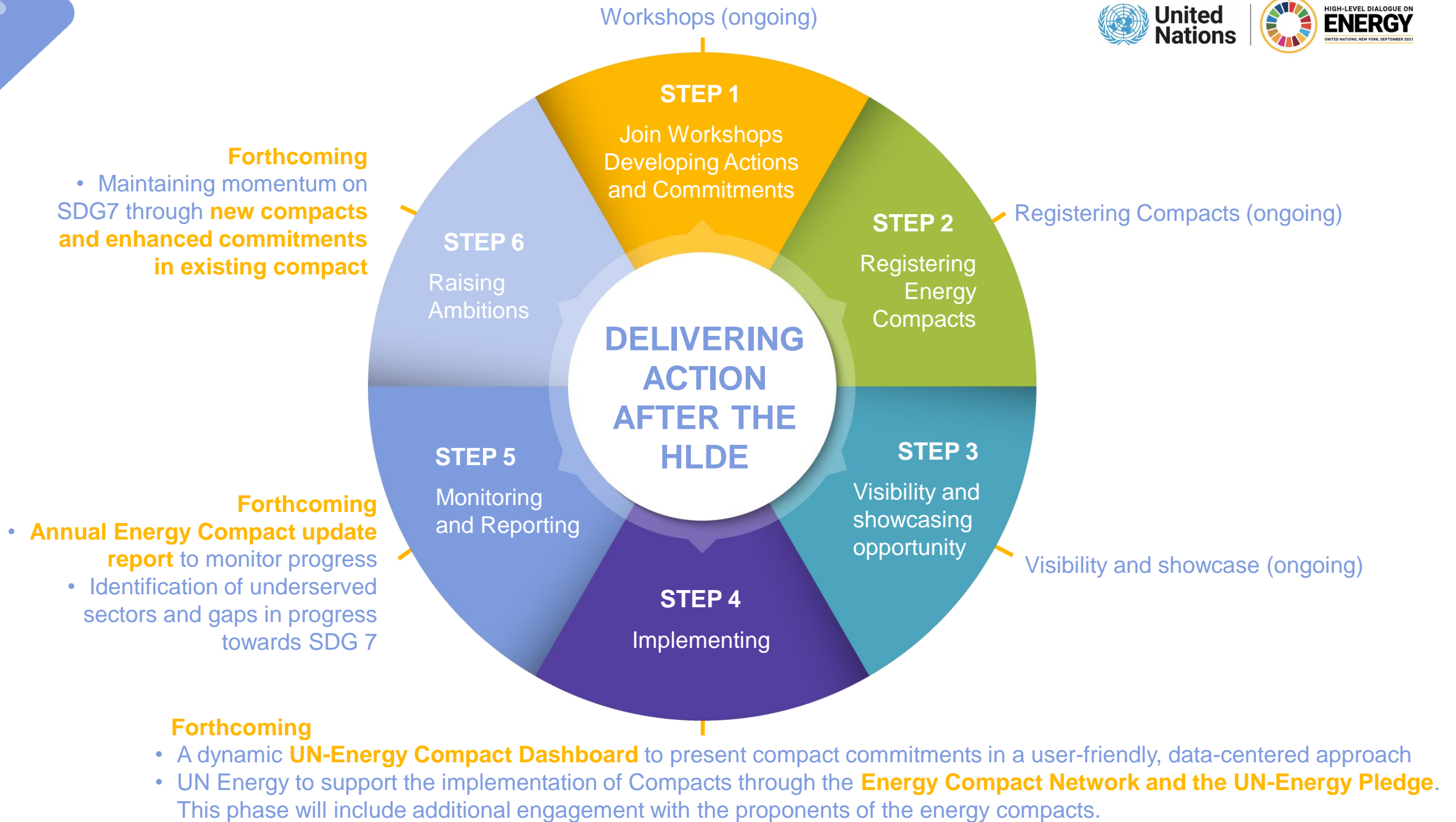
14.22 Million

- **Ather Energy** – 14,000,000 vehicles
- **Basque Hydrogen** – 470 vehicles
- **Bee'ah** – 50 vehicles
- **City of Ayodhya** – 193 vehicles
- **Enel** – 10,000 vehicles
- **Ethiopia** – 152,850 vehicles
- **Honduras** – 18 vehicles
- **Iberdrola** – 3,500 vehicles
- **Indore** – 10,400 vehicles
- **InterEnergy Group** – 150 vehicles
- **Ørsted** – 270 vehicles
- **Sardinia Electrification** – 1,000 vehicles
- **Schneider** – 1,200 vehicles
- **Surat Smart City** – 41,741 vehicles
- **Toyama City, Japan** – 72 vehicles

Charging stations

6.7 Million

- **Avangrid** – 13,000 charging points
- **Basque Hydrogen** – 10 charging points
- **Enel** – 4,000,000 charging points
- **Iberdrola** – 150,000 charging points
- **InterEnergy Group** – 11,000 charging points
- **Indore** – 200 charging points
- **Italy** – 40 charging points
- **New Town Kolkata, India** – 25 charging points
- **Sardinia Electrification** – 1,100 charging points
- **Shell** – 2,500,000 charging points
- **Tata Power** – 532 charging points
- **Switch** – 1000 charging points



ENABLING COMMITMENTS: ENERGY COMPACT ACTION NETWORK



Facilitated by UN-Energy, the **Energy Compact Action Network** will bring together the Energy Compact community to facilitate matchmaking, support strategic alliances, and enable delivery of Compact commitments

UN-Energy is committed to making rapid advances on SDG7 through the **Energy Compact Action Network** and has put forward its own pledge to support the implementation of the Energy Compacts. UN-Energy working with all UN system partners and UN Country Teams, has committed to helping Member States and their partners to attain the following milestones to be achieved by 2025 towards SDG7 and net-zero emissions, as they build back better from the COVID-19 pandemic:



Access

- 500 million more people with electricity access
- 1 billion more people with access to clean cooking solutions across the world



Transition

- 100 percent increase in modern renewables capacity globally and 100% renewable-based power targets established in 100 countries
- 3 percent annual efficiency improvement in at least 50 countries across the world



Resilience

- Just transitions to phase out fossil fuel subsidies and end financing for new coal power plants
- 30 million jobs in renewable energy and energy efficiency



Finance

- Double annual clean energy investment globally (relative to the current level)
- Raise energy access investment to US\$40 billion per year

The Energy Compact Network will focus on monitoring commitments, facilitating implementation, identifying and addressing gaps in progress, and building a strong collaborative network focused on action.



**United
Nations**



HIGH-LEVEL DIALOGUE ON
ENERGY
UNITED NATIONS, NEW YORK, SEPTEMBER 2021

For more information on Energy Compacts and to join an Energy Compact Workshop please visit the UN Energy Compacts website www.un.org/energycompacts
