



# Equitable Data Valuation Meets the Right to Be Forgotten in Model Markets

Haocheng Xia  
Zhejiang University  
xiahc@zju.edu.cn

Jinfei Liu\*  
Zhejiang University  
jinfeiliu@zju.edu.cn

Jian Lou  
Zhejiang University  
jian.lou@zju.edu.cn

Zhan Qin  
Zhejiang University  
qinzhan@zju.edu.cn

Kui Ren  
Zhejiang University  
kuiren@zju.edu.cn

Yang Cao  
Hokkaido University  
yang@ist.hokudai.ac.jp

Li Xiong  
Emory University  
lxiong@emory.edu

## ABSTRACT

The increasing demand for data-driven machine learning (ML) models has led to the emergence of model markets, where a broker collects personal data from data owners to produce high-usability ML models. To incentivize data owners to share their data, the broker needs to price data appropriately while protecting their privacy. For *equitable data valuation*, which is crucial in data pricing, *Shapley value* has become the most prevalent technique because it satisfies all four desirable properties in fairness: balance, symmetry, zero element, and additivity. For *the right to be forgotten*, which is stipulated by many data privacy protection laws to allow data owners to unlearn their data from trained models, the *sharded structure* in ML model training has become a de facto standard to reduce the cost of future unlearning by avoiding retraining the entire model from scratch. In this paper, we explore how the sharded structure for the right to be forgotten affects Shapley value for equitable data valuation in model markets. To adapt Shapley value for the sharded structure, we propose S-Shapley value, a sharded structure-based Shapley value, which satisfies four desirable properties for data valuation. Since we prove that computing S-Shapley value is #P-complete, two sampling-based methods are developed to approximate S-Shapley value. Furthermore, to efficiently update valuation results after data owners unlearn their data, we present two delta-based algorithms that estimate the change of data value instead of the data value itself. Experimental results demonstrate the efficiency and effectiveness of the proposed algorithms.

## PVLDB Reference Format:

Haocheng Xia, Jinfei Liu, Jian Lou, Zhan Qin, Kui Ren, Yang Cao, and Li Xiong. Equitable Data Valuation Meets the Right to Be Forgotten in Model Markets. PVLDB, 16(11): 3349 - 3362, 2023.  
doi:10.14778/3611479.3611531

## PVLDB Artifact Availability:

The source code, data, and/or other artifacts have been made available at <https://github.com/ZJU-DIVER/ValuationMeetsRTBF>.

\*Corresponding author.

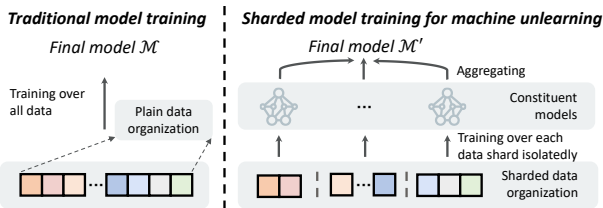
This work is licensed under the Creative Commons BY-NC-ND 4.0 International License. Visit <https://creativecommons.org/licenses/by-nc-nd/4.0/> to view a copy of this license. For any use beyond those covered by this license, obtain permission by emailing [info@vldb.org](mailto:info@vldb.org). Copyright is held by the owner/author(s). Publication rights licensed to the VLDB Endowment.  
Proceedings of the VLDB Endowment, Vol. 16, No. 11 ISSN 2150-8097.  
doi:10.14778/3611479.3611531

## 1 INTRODUCTION

In the era of big data, machine learning (ML) models are being applied in an ever-growing number of businesses and governments to promote financial gains and social welfare [26, 27, 47]. Enormous model buyers seek ML models for their demands. High-usability ML models are powered by large amounts of high-quality training data, which indicates that the data is valuable. Nowadays, personal data has become one of the most significant data sources [17], but high-quality data is sparsely distributed among different data owners [3, 12]. To bridge the gap between data owners and model buyers, model markets have emerged [2, 31]. A model market consists of three entities: data owners, a broker, and model buyers. The broker collects data from multiple data owners, then builds and sells various ML models to interested model buyers. To incentivize more data owners to join model markets and share their data, pricing their data properly [8, 9] and protecting their privacy adequately are essential [29, 42].

*Equitable data valuation* is one of the most desirable abilities in model markets, which is pivotal for data pricing. An equitable data valuation strategy helps the broker assign more payoff to data owners whose data contributes to better model performance [29]. To approach the equitability goal, many data valuation strategies are developed, including leave-one-out (LOO) score [22], *Shapley value* [15], reinforcement learning-based value [35], etc. Among these, Shapley value has become the most prevalent strategy by virtue of its unique four properties for equitable payoff allocation: *balance*, *symmetry*, *zero element*, and *additivity* [31, 34]. Despite being an intriguing equitable valuation strategy, one shortfall of Shapley value is that it may not best suit all desiderata of specific data valuation tasks rising in their particular application scenarios. Consequently, various desiderata have given birth to different Shapley variants at the expense of partial properties [24, 33, 35]. For example, Beta Shapley [24] value better captures the influence of individual data points by removing the balance property. From another perspective, the intensive computing workload is a major hurdle for the application of Shapley value. Specifically, the naïve calculation's computational complexity is exponential in the number of data owners, so numerous approaches have been proposed to improve efficiency by sampling approximation [15, 43, 46] or task-specific simplification [22, 30].

*The right to be forgotten*, which is stipulated by data privacy protection laws including GDPR [13], CCPA [20], and PIPL [7], has become a mandatory part of the personal data protection standard. The right to be forgotten mandates that data owners shall have



**Figure 1: Comparison between traditional model training and sharded model training for machine unlearning** – Model  $\mathcal{M}$  is trained directly on all data while model  $\mathcal{M}'$  is aggregated from the constituent models trained on corresponding disjoint shards.

the right to erasure their personal data from service providers (e.g., companies and institutions). Recent research argues that deleting personal data from databases is not enough to promise the removal of personal data [32]. For example, ML models trained on the previous dataset are also regulated because these models can be used to infer the training data [45]. To make ML models satisfy the right to be forgotten with less overhead than the naïve baseline of “retraining-from-scratch”, a new research direction “machine unlearning” [5] has emerged and quickly garnered growing research interest recently. A common idea in machine unlearning is limiting the impact of a data point on the model in the training process to support efficient updates in the future. Following this idea, the authors [4, 16, 32] adopt a *sharded structure* in model training. As an example shown in Figure 1, the training process of Model  $\mathcal{M}'$  applies the sharded structure. Unlike model  $\mathcal{M}$  trained by the traditional training approach, the training data of model  $\mathcal{M}'$  is divided into several disjoint shards. Different constituent models on the corresponding shard are aggregated for the final model. For example, the aggregation strategy can be a simple *label-based majority vote* [4] for classification problems. Only the shards involving the data to be forgotten need to retrain their constituent models.

Since the broker builds ML models with the personal data of data owners, these ML models in model markets are regulated by the right to be forgotten naturally. However, existing model markets have not incorporated the right to be forgotten. In this paper, to enable model markets to respect this widely enforced regulation, we explore *the right to be forgotten in model markets* from the perspective of data valuation.

**Gaps and Challenges.** Though efforts have been made to develop different variants of Shapley value [24, 33, 35], how Shapley value for equitable data valuation should respond to the sharded structure for the right to be forgotten is still understudied. It is therefore tempting to ask: how can we design a variant of Shapley value, which can simultaneously satisfy the equitable data valuation and suit the sharded structure for the right to be forgotten? We summarize the gaps and challenges as follows.

- Shapley value over the sharded structure. When data owners cooperate with a sharded structure in model markets, traditional Shapley value faces a dilemma in payoff allocation. Consider an ML task that has applied the sharded structure in a model market, each data shard contains the data of one or several data owner(s). We refer to a player as either a single data owner or a data shard consisting of several data owners to compute Shapley value. Consequently, Shapley value of a data shard is not equal to the sum of its data owners’ Shapley values. This inequality

creates complexities and conflicts for payoff allocation. As data owners are profit-driven, they tend to choose a payoff allocation that can obtain more profit. If a data shard’s Shapley value is more (resp. less) than the sum of its data owners’ Shapley value, the data owners in this shard may request to adopt data shards’ (resp. data owners’) Shapley value to allocate payoff. Therefore, the challenge is: *How to design a variant of Shapley value for equitable data valuation over the sharded structure?*

- Efficient computation and update. Computing Shapley value or existing variants including Beta-Shapley value, CS-Shapley value, and Data Banzhaf value is known to be #P-complete [15, 33, 39]. What is more, the right to be forgotten guarantees data owners the freedom to exit the model market upon their removal requests. Once data owners exit and request to remove their data, the previous valuations become inapplicable since the data distribution changed. Shapley value computation requires large amounts of utility function evaluations (e.g., model accuracy in ML) whose number is exponential in the number of players (e.g., data owners or data shards). The time-consuming training of machine learning models will further increase the computational resource overhead. Therefore, blindly reevaluating the data value for each data owner from scratch is inefficient. The challenge to be addressed is: *How to efficiently compute the initial data value and update it when data removal requests occur?*

**Contributions.** In this paper, we address the identified challenges by proposing the *Sharded structure-based Shapley (S-Shapley) value*, combined with a series of efficient approximation algorithms for estimating initial S-Shapley value and updating S-Shapley value.

For the first challenge, we extend and define four desirable properties (Section 3.3) for equitable data valuation given the sharded structure. Then we propose the *sharded structure-based Shapley (S-Shapley) value*, as a metric to quantify the value of data given the sharded structure. S-Shapley value satisfies the four desirable properties. We prove that computing S-Shapley value is #P-complete. Moreover, we perform an evaluation using two classifiers, six datasets, and five baseline methods. The results demonstrate that S-Shapley value gives more insights into the data importance in learning performance than other existing data valuation strategies under sharded structures.

For the second challenge, we develop two algorithms to approximate the initial S-Shapley value and two algorithms to update it in polynomial time. For approximating initial S-Shapley value: (i) we develop a simple algorithm with Monte Carlo simulation as the baseline; (ii) to achieve higher efficiency, we develop a utility sampling-based algorithm to reuse the evaluated utilities. For updating S-Shapley value: (i) we develop an algorithm to estimate the change of utility as the change of S-Shapley value when a data owner exits; (ii) for the case of multiple data owners exiting, we introduce a batched algorithm to reduce asymptotic error. Both algorithms reduce the time cost by at least an order of magnitude. We briefly summarize our contributions as follows.

- We present four desirable properties for the data valuation with the sharded structure and propose S-Shapley value to measure the contribution of data. In addition, we theoretically show that computing S-Shapley value is #P-complete.

- We develop two approximation algorithms for efficiently estimating S-Shapley value with Monte Carlo simulation and utility evaluation reuse.
- We present two efficient algorithms for updating S-Shapley value on the new datasets when one or multiple data owners exit, respectively.
- Our experimental studies show that S-Shapley value gives more insights than existing methods in the importance of data under the sharded structure. The effectiveness and efficiency of our proposed algorithms for approximating and updating S-Shapley value are demonstrated.

## 2 RELATED WORK

In this section, we discuss related work on data valuation and the right to be forgotten, respectively.

**Data valuation.** In model markets, a common way for payoff allocation is based on the importance of the data. Data valuation methods quantize the importance of data by assigning a larger value to data that is more important for a given task, e.g. improving the performance of ML models [15].

Some existing data valuation strategies in ML such as LOO score [22], influence-function-based method [31], and reinforcement-learning-based value [35], have simple intuition and do not depend on the concept of Shapley value. Compared with Shapley-value-based methods, these methods are usually more computationally efficient as they require less or even no training of models but cannot provide theoretical guarantees of fairness desired in data valuation [15]. Shapley-value-based methods include Shapley value [15] and its variants with the partially relaxed Shapley properties [14, 24, 33, 35, 39]. Ghorbani and Zou [15] first utilized Shapley value to quantify the contributions of data points. Subsequent work has tried to design variants of Shapley value according to different scenarios, such as D-Shapley [14] based on stable data distributions, Beta Shapley [24] highlighting the importance of individual data, CS-Shapley [33] for classifiers, and Data Banzhaf [39] for robust value ranking. However, directly applying existing Shapley-value-based methods under the sharded structure to facilitate machine unlearning for the right to be forgotten may introduce unfairness. In contrast, S-Shapley value builds on the sharded structure to ensure desirable properties for data valuation. The most related work [44] delved into the computation of Shapley value over dynamic datasets. Under the new cooperation structure (i.e., the sharded structure), not all coalitions (subsets of data owners) can be used for computing S-Shapley value, hence existing approximation algorithms cannot be directly applied. In contrast to existing works on data valuation in federated learning [40, 41], S-Shapley value differs significantly in several ways: (i) it focuses on record-level valuation rather than client-level valuation; (ii) it performs a continuous valuation over dynamic datasets due to the requirement of the right to be forgotten rather than a one-time valuation; and (iii) since all participants are trusted, the broker has direct access to all data from data owners.

**The right to be forgotten.** Recent laws (e.g., Article 17 of GDPR) stipulated the right to be forgotten [13] which require companies and institutions to delete user data upon request. In model markets, the right to be forgotten protects the right of data owners to exit markets and cancel data transactions. Cao and Yang [5] initiated the

study of the right to be forgotten in ML and came up with a strict definition of machine unlearning which can entirely remove certain sensitive data from trained statistical query learning models [23]. Moreover, researchers further consider the unlearning problem for other prevalent ML models, such as  $k$ -means clustering [16], decision trees [32], and even neural networks [4]. To update the ML model and avoid retraining the model from scratch after removing the data to be forgotten, they coincidentally applied the idea of the sharded structure which only requires retraining of the model for the corresponding shard and updating the aggregated model. Specifically, Ginart et al. [16] identified the principle of modularity in unlearning which restricts the model parameters depending on specific partitions of the dataset. Schelter et al. [32] developed unlearning algorithms on Extremely Randomised Trees [36] by learning an ensemble representation. Bourtole et al. [4] introduced the SISA training framework and systematically explored the impact of the sharded structure on model performance and unlearning speed-up. Recently, Chen et al. [10] extended the sharded structure into graph unlearning by employing balanced graph partitioning algorithms. Ginart et al. [16] introduced approximate unlearning without model retraining using the influence function under a relaxed unlearning definition. However, recent studies [18, 19] on influence-function-based machine unlearning methods are mostly limited to linear models or fine-tuning settings, making it challenging to apply them to more general models such as deep neural networks. In contrast, shard-based unlearning surpasses in terms of applicability. Our target application scenario is a model market that utilizes existing shard-based machine unlearning methods to ensure the right to be forgotten of data owners.

## 3 PRELIMINARIES

In this section, we review the concept of Shapley value in Section 3.1 and describe the sharded structure in Section 3.2. We list four desiderata for data valuation based on the sharded structure in Section 3.3. Table 1 summarizes the frequently used notations.

**Table 1: The summary of frequently used notations.**

Notation	Definition
$n$	the number of data owners
$m$	the number of data shards
$\mathcal{U}(\cdot)$	utility function
$D_i$	the $i^{\text{th}}$ data owner
$\mathbf{z}_i$	the $i^{\text{th}}$ data set
$d_j$	the $j^{\text{th}}$ data shard
$\mathcal{S}$	a coalition of data sets
$\mathcal{L}$	sharded structure
$L_k$	the partitions in $k^{\text{th}}$ level of $\mathcal{L}$
$\mathcal{S}^V$	Shapley value
$\mathcal{SS}^V$	S-Shapley value
$\tau$	the total number of samples

### 3.1 Shapley Value

Consider  $n$  data owners  $D_1, \dots, D_n$  such that data owner  $D_i$  owns data set  $\mathbf{z}_i$  ( $1 \leq i \leq n$ ). They aim to solve a task by training an ML model with a joint effort. To quantify the contribution of each data owner towards solving the task, we assume a utility function  $\mathcal{U}(\mathcal{S})$  ( $\mathcal{S} \subseteq \{\mathbf{z}_1, \dots, \mathbf{z}_n\}$ ) that evaluates the utility of a coalition  $\mathcal{S}$ , which consists of data sets from multiple data owners. The utility of coalition  $\mathcal{S}$  can be the performance of the ML model trained over

S. Shapley value is a measure that can be used to evaluate data importance for payoff allocation, which uniquely satisfies four equitable properties, including balance, symmetry, zero element, and additivity. Shapley value of data owner  $D_i$  measures *the marginal utility improvement (i.e., marginal contribution)* contributed by  $z_i$  averaged over all possible  $n!$  permutations  $\mathfrak{S}_n$  on  $\{1, \dots, n\}$ .

$$\mathcal{SV}_i = \frac{1}{n!} \sum_{\pi \in \mathfrak{S}_n} [\mathcal{U}(\mathcal{S}_\pi^{z_i} \cup \{z_i\}) - \mathcal{U}(\mathcal{S}_\pi^{z_i})], \quad (1)$$

where  $\pi$  is a permutation in  $\mathfrak{S}_n$  and  $\mathcal{S}_\pi^{z_i}$  is the coalition of data set(s) whose index before  $i$  in permutation  $\pi$  ( $\mathcal{S}_\pi^{z_i} = \emptyset$  if  $i$  is the first element in  $\pi$ ). Computing the exact Shapley value has to enumerate all coalitions' utilities and thus is prohibitively expensive. More precisely, computing Shapley value is #P-complete [15].

### 3.2 Sharded Structure

Under the regulation of the right to be forgotten, to reduce the computational overhead of data removal, data points are sharded to train constituent models correspondingly, and then these models are ensembled by model aggregation (e.g., majority vote). We represent the sharded structure with a sequence of partitions over  $\{z_1, \dots, z_n\}$ ,  $\mathcal{L} = \{L_0, L_1, L_2\}$  such that  $L_0 = \{\{z_1, \dots, z_n\}\}$ ,  $L_1 = \{d_1, \dots, d_m\}$  ( $d_j \subseteq \{z_1, \dots, z_n\}$  and  $\bigcap_{j=1}^m d_j = \emptyset$ ), and  $L_2 = \{\{z_1\}, \dots, \{z_n\}\}$ . We call  $L_k$  ( $0 \leq k \leq 2$ ) the partitions in the  $k^{\text{th}}$  level. Partitions of a level are coarser than the partitions of the next level, which indicates that one partition in a level consists of the partition(s) in the next level. We note that each partition in  $L_1$ ,  $d_j$  ( $1 \leq j \leq m$ ), is called a *data shard* which is a given coalition of data owners. An example of the sharded structure is shown below.

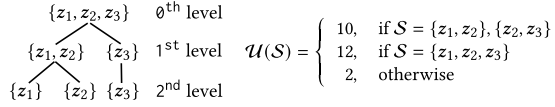


Figure 2: Sharded structure.

*Example 3.1.* Consider three data owners  $D_1, D_2, D_3$  such that  $D_1$  and  $D_2$  cooperate to train a constituent model while  $D_3$  trains a constituent model independently. The sharded structure can be represented with  $\mathcal{L} = \{L_0, L_1, L_2\}$ , where  $L_0 = \{\{z_1, z_2, z_3\}\}$ ,  $L_1 = \{\{z_1, z_2\}, \{z_3\}\}$ , and  $L_2 = \{\{z_1\}, \{z_2\}, \{z_3\}\}$  as shown in Figure 2. Utility of each coalition  $S$ ,  $\mathcal{U}(S)$ , is the performance of the final model trained over  $S$  with sharded structure  $\mathcal{L}$ .

Following the existing work in machine unlearning [4, 10, 16], we assume the sharded structure is given by the specific sharding mechanisms. How to design the sharded structure is beyond the scope of this paper.

### 3.3 Desiderata for Data Valuation

Following the celebrated properties of Shapley value (A1-A4), we list four desirable properties (P1-P4) under the constraints of the sharded structure. P1-P4 will be the design guidance to S-Shapley value for equitable data valuation over the sharded structure.

A1. Balance: The sum of the payoff to data owners should be equal to the utility of all the data owners. That is, the total payoff is fully distributed to all data owners. Formally,  $\sum_{i=1}^n \mathcal{SV}_i = \mathcal{U}(\{z_1, \dots, z_n\})$ .

P1. Sharded balance: The total payoff should be fully distributed to all data owners and each data shard's payoff should be fully distributed to its data owners. Formally, S-Shapley value of a data shard  $d_j \in L_1$ ,  $\mathcal{SSV}_{d_j}$ , should be the sum of the S-Shapley value of data owners in  $d_j$ , that is  $\mathcal{SSV}_{d_j} = \sum_{z_i \in d_j} \mathcal{SV}_i$ , and  $\sum_{i=1}^n \mathcal{SSV}_i = \mathcal{U}(\{z_1, \dots, z_n\})$ , where  $\mathcal{SV}_i$  is the S-Shapley value of  $z_i$ .

Comparison: The intuition is that if any data shard fails to meet the balance property, it will result in a conflict in the distribution of the payoff. If  $\mathcal{SV}_{d_j} \neq \sum_{z_i \in d_j} \mathcal{SV}_i$ , where  $d_j$  is a data shard in  $L_1$  and  $\mathcal{SV}_{d_j}$  is Shapley value of  $d_j$ , data owners tend to choose the higher one which brings more payoff. The difference between A1 and P1 is that in addition to following Shapley value's balance property, P1 further introduces the balance property for each shard, which requires that the payoff of each data shard should be equal to the total payoff of its data owners.

A2. Symmetry: The same contribution brings the same payoff. Formally, for two data owners  $z_i$  and  $z_{i'}$  and any subset of data owners  $S \subseteq \{z_1, \dots, z_n\} \setminus \{z_i, z_{i'}\}$ , if  $\mathcal{U}(S \cup \{z_i\}) = \mathcal{U}(S \cup \{z_{i'}\})$ , then  $\mathcal{SV}_i = \mathcal{SV}_{i'}$ .

P2. Sharded symmetry: Two shards with the same contributions receive the same payoff; two data owners with the same contributions within a shard receive the same payoff. Formally, for two data shards  $d_j$  and  $d_{j'}$  and any coalition of data shards  $\mathcal{DS} \subseteq L_1 \setminus \{d_j, d_{j'}\}$ , if  $\mathcal{U}(\mathcal{DS} \cup \{d_j\}) = \mathcal{U}(\mathcal{DS} \cup \{d_{j'}\})$ , then  $\mathcal{SSV}_{d_j} = \mathcal{SSV}_{d_{j'}}$ ; for two data sets  $z_i$  and  $z_{i'}$  in the same data shard  $d_j \in L_1$  and any coalition of data owners  $S \subseteq d_j \setminus \{z_i, z_{i'}\}$ , if  $\mathcal{U}(S \cup \{z_i\}) = \mathcal{U}(S \cup \{z_{i'}\})$ , then  $\mathcal{SSV}_i = \mathcal{SSV}_{i'}$ .

Comparison: The intuition is that even the same data may have considerably different contributions when belonging to different shards. Therefore, symmetry for data owners is defined on individual shards in P2 rather than globally in A2.

A3. Zero element: No contribution, no payoff. Formally, for a data owner  $z_i$  and any subset of data owners  $S \subseteq \{z_1, \dots, z_n\} \setminus \{z_i\}$ , if  $\mathcal{U}(S \cup \{z_i\}) = \mathcal{U}(S)$ , then  $\mathcal{SV}_i = 0$ .

P3. Sharded zero element: No contribution for the overall model, no payoff for the data shard; no contribution in the data shard, no payoff for the data owner. Formally, for a data shard  $d_j$  and any coalition of data shards  $\mathcal{DS} \subseteq L_1 \setminus \{d_j\}$ , if we have  $\mathcal{U}(\mathcal{DS} \cup \{d_j\}) = \mathcal{U}(\mathcal{DS})$ , then  $\mathcal{SSV}_{d_j} = 0$ ; for a data set  $z_i$  in data shard  $d_j$  and any subset  $S \subseteq d_j \setminus \{z_i\}$ , if we have  $\mathcal{U}(S \cup \{z_i\}) = \mathcal{U}(S)$ , then  $\mathcal{SSV}_i = 0$ .

Comparison: The intuition is that when a data set has no contribution to the corresponding data shard it will also have no contribution to the final model. The difference between A3 and P3 is that when judging whether a data owner has no contribution, we examine all possible subsets in the corresponding data shard rather than all possible subsets of data owners.

A4. Additivity: If data owners' data can be used for two ML tasks  $T_1$  and  $T_2$  with payoff  $\mathcal{SV}_1$  and  $\mathcal{SV}_2$ , respectively, then the payoff to complete both tasks  $T_1 + T_2$  is  $\mathcal{SV}_1 + \mathcal{SV}_2$ .

P4. Additivity: The same as A4.

Comparison: Additivity property is independent of data's cooperation structure, so it remains unchanged with a sharded structure.

Compared to Shapley value, S-Shapley value has more favorable properties when applied to sharded data by additionally requiring balance property within each data shard (P1), reducing the scope of symmetry property and zero element property to each of data shard (P2 & P3), and preserving additivity property (P4). Since the shared structure has limited the combination of data owners, it will be more efficient to compute S-Shapley value.

#### 4 S-SHAPLEY VALUE

In this section, we define S-Shapley value based on four desirable properties (P1-P4) in Section 3.3 for equitable data valuation over the sharded structure and prove the problem of computing S-Shapley value is #P-complete.

**S-Shapley value.** Sharded balance (P1) can be expressed as that the total payoff should be fully distributed to all data shards and then each data shard's payoff should be fully distributed to its data owners. It follows the idea of *top-down* allocation, which is broadly applied in allocating investments and budgets. We first consider the payoff allocation from  $L_0$  to  $L_1$ . For each data shard's  $SSV$ , the requirements of sharded balance (P1), sharded symmetry (P2), sharded zero element (P3), and additivity (P4) at these two levels will degenerate to the same requirements of Shapley value's corresponding properties. Therefore, *all possible coalitions of data shards need to be considered to measure contribution*. When we allocate payoff from  $L_1$  to  $L_2$ , sharded balance, sharded symmetry, sharded zero element, and additivity become the Shapley value's corresponding properties restricted to each data shard. Therefore, we need to further *consider all possible coalitions of data owners in their corresponding data shards to measure contribution* based on the previous coalitions of data shards.

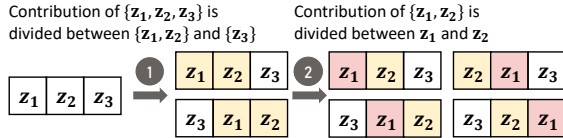


Figure 3: Illustration of top-down allocation.

*Example 4.1.* Consider Example 3.1's setting. For payoff allocation from  $L_0$  to  $L_1$ , we evaluate the average marginal contribution of data shards as Shapley value does by considering all permutations over  $\{\{z_1, z_2\}, \{z_3\}\}$  (i.e.,  $[\{z_1, z_2\}, \{z_3\}]$  and  $[\{z_3\}, \{z_1, z_2\}]$ ). For payoff allocation from  $L_1$  to  $L_2$ , we measure average marginal contribution of the data owners inside  $\{z_1, z_2\}$  by consider all permutations over  $\{z_1, z_2\}$  in permutations  $[\{z_1, z_2\}, \{z_3\}]$  and  $[\{z_3\}, \{z_1, z_2\}]$  in Figure 3.

Compared to all  $n!$  permutations  $\mathfrak{S}_n$  over  $\{1, \dots, n\}$  that need to be considered in computing Shapley value, some permutations cannot be involved in computing S-Shapley value. Given sharded structure  $\mathcal{L}$ , we refer to the permutations for computing S-Shapley value as  $\mathfrak{S}_n(\mathcal{L})$ .

$$\mathfrak{S}_n(\mathcal{L}) = \{\pi \in \mathfrak{S}_n : \text{for all data shard } d_j \in L_1, \forall z_i, z_{i'} \in d_j, \\ \text{if } \pi.\text{idx}(i) < \pi.\text{idx}(i'') < \pi.\text{idx}(i') \text{ then } z_{i''} \in d_j\},$$

where  $\pi.\text{idx}(i)$  is the index of element  $i$  in  $\pi$  ( $1 \leq i \leq n, 1 \leq \pi.\text{idx}(i) \leq n$ ).

While Equation 1 computes Shapley value by averaging a data owner's marginal contribution in all permutations of  $\mathfrak{S}_n$ ,  $SSV$  is computed by averaging a data owner's marginal contribution in all permutations of  $\mathfrak{S}_n(\mathcal{L})$ , so we have the following formulation.

**PROPOSITION 4.2.**  $SSV_i$  uniquely satisfies sharded balance, sharded symmetry, sharded zero element, and additivity (P1-P4) in Section 3.3.

$$SSV_i = \frac{1}{|\mathfrak{S}_n(\mathcal{L})|} \sum_{\pi \in \mathfrak{S}_n(\mathcal{L})} (\mathcal{U}(S_\pi^{z_i} \cup \{z_i\}) - \mathcal{U}(S_\pi^{z_i})), \quad (2)$$

where  $S_\pi^{z_i} = \{z_{\pi(1)}, \dots, z_{\pi.\text{idx}(i)}\} \setminus \{z_i\}$ .

**PROOF.** Due to the limited space, please see our technical report [1] for detailed proof. The same to the following theorems.  $\square$

*Example 4.3.* According to Equation 2, we evaluate the data owners' data in Example 3.1. Firstly, generate the permutation set  $\mathfrak{S}_n(\mathcal{L})$ . Then we average the marginal contribution of  $z_i$  over the permutations in  $\mathfrak{S}_n(\mathcal{L})$  shown in Table 2 to compute  $SSV_i$ . The yielded  $SSV$  for  $(z_1, z_2, z_3)$  is  $(\frac{1}{4} \times (2 + 8 + 0 + 2)) = 3, \frac{1}{4} \times (8 + 2 + 10 + 8) = 7, \frac{1}{4} \times (2 + 2 + 2 + 2) = 2$ , which is different from Shapley value  $(\frac{1}{6} \times (2+2+8+2+0+2)) = \frac{8}{3}, \frac{1}{6} \times (8+10+2+2+10+8) = \frac{20}{3}, \frac{1}{6} \times (2+0+2+8+2+2) = \frac{8}{3})$  for  $(z_1, z_2, z_3)$ .

Table 2: Marginal contribution.

$\mathfrak{S}_n$	$\mathfrak{S}_n(\mathcal{L})$	$z_1$	$z_2$	$z_3$
[1, 2, 3]	[1, 2, 3]	2	8	2
[1, 3, 2]	<del>[1, 3, 2]</del>	2	10	0
[2, 1, 3]	[2, 1, 3]	8	2	2
[2, 3, 1]	<del>[2, 3, 1]</del>	2	2	8
[3, 1, 2]	[3, 1, 2]	0	10	2
[3, 2, 1]	[3, 2, 1]	2	8	2

**Interpretation of S-Shapley value.**  $SSV_i$  can be interpreted as the average marginal contribution of  $z_i$  in permutations of  $\mathfrak{S}_n(\mathcal{L})$ . Besides,  $SSV_i$  is the average marginal Shapley value contribution of  $z_i$  to the corresponding data shard. An example to compute  $SSV_i$  started with precomputed Shapley value is shown as follows.

*Example 4.4.* Following Example 4.3, the standard Shapley value for  $(z_1, z_2, z_3)$  is  $(\frac{8}{3}, \frac{20}{3}, \frac{8}{3})$ . Shapley value for the data shards in  $L_1$ ,  $(\{z_1, z_2\}, \{z_3\})$ , is  $(\frac{1}{2} \times (10+10) = 10, \frac{1}{2} \times (2+2) = 2)$ . Then we can calculate  $SSV$  correspondingly.  $SSV_3$  inherits Shapley value of  $\{z_3\}$  in  $L_1$ , thus  $SSV_3 = 2$ . We determine  $SSV_1$  and  $SSV_2$ . There are two possible permutations within the data shard  $\{z_1, z_2\}$ , i.e.,  $[z_1, z_2]$  and  $[z_2, z_1]$ . Averaging  $z_1$ 's marginal contribution for Shapley value in these permutations, we have  $SSV_1 = \frac{1}{2} \times (\frac{8}{3} - 0 + 10 - \frac{20}{3}) = 3$ . Similarly, we have  $SSV_2 = 7$ .

**THEOREM 4.5.** Computing S-Shapley value with an arbitrary sharded structure  $\mathcal{L}$  is #P-complete in  $n$ -person weighted voting [28] games.

**PROOF SKETCH.** Consider a  $n$ -person weighted voting game (WVG) given  $\mathcal{L}$  and an instance of *SUBSET-SUM-EQ* with a set of  $(m+|d_m|-2)$  non-negative integers. The reduction maps the instance of *SUBSET-SUM-EQ* to the WVG given  $\mathcal{L}$ . *SUBSET-SUM-EQ* has a solution if and only if there is a valid coalition  $\mathcal{S}$  where the  $n^{\text{th}}$  player's marginal contribution is one with  $\mathcal{L}$ . Details appear in [1].  $\square$

#### 5 COMPUTING S-SHAPLEY VALUE

In this section, we propose two approximation algorithms to estimate S-Shapley value in polynomial time based on sampling: Monte Carlo sampling (Section 5.1) and utility sampling (Section 5.2).

##### 5.1 Monte Carlo Sampling

We directly sample the marginal contribution to approximate S-Shapley value of  $z_i$ ,  $SSV_i$ . We rewrite Equation 2 by regarding  $SSV_i$  as the expectation of  $z_i$ 's marginal contribution. That is

$$SSV_i = E_{\pi \sim \Pi} [\mathcal{U}(S_\pi^{z_i} \cup \{z_i\}) - \mathcal{U}(S_\pi^{z_i})], \quad (3)$$

where  $\Pi$  is the uniform distribution over all permutations in  $\mathfrak{S}_n(\mathcal{L})$ .



---

**Algorithm 1:  $\pi = \text{Sample}(\mathcal{L})$ .**

---

**input** :sharded structure  $\mathcal{L}$   
**output** :a permutation  $\pi$  in  $\mathfrak{S}_n(\mathcal{L})$

- 1 initialize  $\pi$  as an empty list;
- 2 let  $\pi'$  be a random permutation from  $1, \dots, m$ ;
- 3 **for**  $j=1$  to  $m$  **do**
- 4      $a = \pi'(j)$ ;
- 5     append a random permutation of the indexes of  $d_a$ 's data owners to  $\pi$ ;
- 6 **return**  $\pi$ ;

---

---

**Algorithm 2: Monte Carlo Sampling Algorithm.**

---

**input** :data sets from data owners  $\{z_1, \dots, z_n\}$ , sharded structure  $\mathcal{L}$ , the number of permutations  $\tau$   
**output** :estimated S-Shapley value  $\widehat{SSV}_i$  for each data owner ( $1 \leq i \leq n$ )

- 1  $\widehat{SSV}_i \leftarrow 0$  ( $1 \leq i \leq n$ );
- 2 **for**  $t=1$  to  $\tau$  **do**
- 3      $\pi^t \leftarrow \text{Sample}(\mathcal{L})$ ;
- 4     **for**  $i=1$  to  $n$  **do**
- 5          $\widehat{SSV}_{\pi^t(i)}^+ = \frac{1}{\tau} \cdot [\mathcal{U}(\{z_{\pi^t(1)}, \dots, z_{\pi^t(i)}\}) - \mathcal{U}(\{z_{\pi^t(1)}, \dots, z_{\pi^t(i-1)}\})]$ ;
- 6 **return**  $\widehat{SSV}_1, \dots, \widehat{SSV}_n$ ;

---

Given that  $SSV_i$  is the expectation of marginal contribution, Monte Carlo simulation can be used to estimate  $SSV_i$ , following previous work on Shapley value computation [15, 22]. First, we randomly sample a permutation in  $\mathfrak{S}_n(\mathcal{L})$ . Then, we scan the permutation from the first element to the last element and calculate the marginal contribution of each data owner. Repeating the same procedure over multiple permutations, the final estimation of  $SSV_i$  is simply the average of all the calculated marginal contributions.

To randomly sample a permutation in  $\mathfrak{S}_n(\mathcal{L})$ , a multistage sampling approach is employed, which first permutes all data shards and then generates permutations for data owners within each data shard. Algorithm 1 outlines the pseudo-code for sampling a permutation in  $\mathfrak{S}_n(\mathcal{L})$ . Given a sharded structure  $\mathcal{L}$ , a permutation is first sampled over the data shards (Line 2), followed by the sampling of permutations of the corresponding data owners' indexes in each data shard (Lines 4-5), where  $\pi'(j)$  is the  $j^{\text{th}}$  element in permutation  $\pi'$  ( $1 \leq \pi'(j) \leq m$ ). The data owners' indexes in different data shards do not overlap as  $\bigcap_{j=1}^m d_j = \emptyset$ . We note that Algorithm 1 will be used as a fundamental module for all algorithms.

Algorithm 2 outlines the pseudo-code for estimating  $SSV_i$  ( $1 \leq i \leq n$ ) using Monte Carlo sampling. We randomly sample  $\tau$  permutations in  $\mathfrak{S}_n(\mathcal{L})$  based on Algorithm 1 (Lines 2-3) and calculate the average marginal contribution of each data owner (Lines 4-5), where  $\pi^t(i)$  is the  $i^{\text{th}}$  element in permutation  $\pi^t$  ( $1 \leq \pi^t(i) \leq n$ ). It is worth noting that the estimation of  $SSV_i$  (i.e.,  $\widehat{SSV}_i$ ) in Algorithm 2 is unbiased.

**THEOREM 5.1.** *Algorithm 2 gives an unbiased estimation of  $SSV_i$  ( $1 \leq i \leq n$ ), i.e.,  $E[\widehat{SSV}_i] = SSV_i$ .*

In practice, we can conduct Monte Carlo sampling iteratively until the average empirically converges. The larger the number of sample permutations, the smaller error bound between  $\widehat{SSV}_i$  and  $SSV_i$  according to Hoeffding's inequality [21].

**THEOREM 5.2.** *According to Hoeffding's inequality, given the range of a data set's marginal contributions  $r$ , the number of permutations  $\tau$ , the error  $|\widehat{SSV}_i - SSV_i| \leq \sqrt{2r^2 \log(2/\delta)/\tau}$  in probability  $1 - \delta$ .*

## 5.2 Utility Sampling

Although Monte Carlo sampling is simple to use, it does not fully exploit the shared utility computation between permutations. When we sample a permutation  $\pi$  with Algorithm 1 and calculate the marginal contribution of  $z_{\pi(i)}$  for estimating  $SSV_{\pi(i)}$ , i.e.,  $\mathcal{U}(\{z_{\pi(1)}, \dots, z_{\pi(i)}\}) - \mathcal{U}(\{z_{\pi(1)}, \dots, z_{\pi(i-1)}\})$ , we evaluate the utilities of two coalitions  $\{z_{\pi(1)}, \dots, z_{\pi(i)}\}$  and  $\{z_{\pi(1)}, \dots, z_{\pi(i-1)}\}$ . Since these utilities are also parts of other data owners' S-Shapley value, they can be reused for efficient computation as in Example 5.3.

*Example 5.3.* Consider Example 3.1's setting. When we scan  $z_3$  in a sampled permutation of data sets  $[z_2, z_1, z_3]$ ,  $\mathcal{U}(\{z_1, z_2\})$  and  $\mathcal{U}(\{z_1, z_2, z_3\})$  are evaluated for estimating  $SSV_3$ .  $\mathcal{U}(\{z_1, z_2\})$  can be reused for estimating  $SSV_2$  with  $\mathcal{U}(\{z_1, z_2\}) - \mathcal{U}(\{z_1\})$ .

In order to estimate S-Shapley value of multiple data owners simultaneously, we can treat S-Shapley value as the difference of two utility expectations and reuse utilities accordingly.

**THEOREM 5.4.** *Given a sharded structure  $\mathcal{L}$ , the S-Shapley value of  $z_i$  is formed by two expectations of utilities  $SSV_i^+$  and  $SSV_i^-$ . That is,*

$$SSV_i = \underbrace{E_{\pi \sim \Pi} [\mathcal{U}(S_{\pi}^{z_i} \cup \{z_i\})]}_{SSV_i^+} - \underbrace{E_{\pi \sim \Pi} [\mathcal{U}(S_{\pi}^{z_i})]}_{SSV_i^-}. \quad (4)$$

We note that permutation  $\pi$  in  $\mathcal{U}(S_{\pi}^{z_i} \cup \{z_i\})$  is not necessary the same as  $\pi$  in  $\mathcal{U}(S_{\pi}^{z_i})$ .

With Theorem 5.4, we estimate two utility expectations (i.e.,  $SSV_i^+$  and  $SSV_i^-$ ) separately instead of directly estimating one marginal contribution expectation (i.e.,  $SSV_i$ ) with Monte Carlo sampling. The range of utilities is generally larger than the range of marginal contributions which are differences between paired utilities. The more spread the data samples, the larger the variance is concerning the mean. Thus, although it enables us sufficiently reuse utilities, Theorem 5.4 enlarges the variance in estimation. To reduce the variance, we apply stratified sampling which divides utilities into homogeneous subgroups whose range is smaller in each subgroup and estimates them respectively.

**Stratification.** To appropriately stratify the utilities in  $SSV_i^+$  or  $SSV_i^-$  into homogeneous subgroups, we investigate the distribution of utilities. In traditional Shapley value computation, the strata are determined only by the number of data owners in a given coalition [6]. However, when computing S-Shapley value, using the same stratification approach leads to imbalanced strata and biased estimation. To this end, we considered not only the number of data owners but also the number of data shards in the coalition for stratification. To compute  $SSV_i^+$  or  $SSV_i^-$ , a valid coalition must include the data of one or several data shards, and only the data shard containing  $z_i$ , denoted as  $d[z_i]$ , can be incomplete. Thus, we can categorize utilities into different strata based on the number of

involved data shards in the corresponding coalition and the number of involved data owners in  $d[z_i]$ .

*Definition 5.5.* Given a sharded structure  $\mathcal{L}$ , denote by  $d[z_i]$  the data shard containing  $z_i$ . If a coalition  $\mathcal{S}$  involving  $b$  data shards contains  $z_i$ , for any data shard  $d_j$  ( $d_j \neq d[z_i]$ ),  $d_j \cap \mathcal{S} = d_j$  or  $\emptyset$ , and  $|d[z_i] \cap \mathcal{S}| = c$  ( $1 \leq c \leq |d[z_i]|$ ), then  $\mathcal{S}$  is called a  $(z_i, b, c)$ -coalition, where  $|d[z_i] \cap \mathcal{S}|$  is the number of common data owners in  $d[z_i]$  and  $\mathcal{S}$ , and  $|d[z_i]|$  is the number of data owners in  $d[z_i]$ . Denote by  $R^{z_i, b, c}$  the set of all  $(z_i, b, c)$ -coalitions,  $\mathcal{SSV}_{z_i, b, c}^+$  the expected utilities of  $(z_i, b, c)$ -coalitions, and  $\mathcal{SSV}_{z_i, b, c}^-$  the expected utilities of  $(z_i, b, c)$ -coalitions excluding  $z_i$ . That is,

$$\mathcal{SSV}_{z_i, b, c}^+ = \sum_{\mathcal{S} \in R^{z_i, b, c}} \frac{\mathcal{U}(\mathcal{S})}{\binom{m-1}{b-1} \binom{|d[z_i]|-1}{c-1}}, \quad (5)$$

$$\mathcal{SSV}_{z_i, b, c}^- = \sum_{\mathcal{S} \in R^{z_i, b, c}} \frac{\mathcal{U}(\mathcal{S} \setminus \{z_i\})}{\binom{m-1}{b-1} \binom{|d[z_i]|-1}{c-1}}. \quad (6)$$

We use Definition 5.5 to reformulate Equation 4.

**THEOREM 5.6.** *Given a sharded structure  $\mathcal{L}$ ,  $\mathcal{SSV}_i^+ = \frac{1}{m|d[z_i]|} \sum_{b=1}^m \sum_{c=1}^{|d[z_i]|} \mathcal{SSV}_{z_i, b, c}^+$  and  $\mathcal{SSV}_i^- = \frac{1}{m|d[z_i]|} \sum_{b=1}^m \sum_{c=1}^{|d[z_i]|} \mathcal{SSV}_{z_i, b, c}^-$ .*

According to Theorem 5.6, approximating  $\mathcal{SSV}_i^+$  (similarly for  $\mathcal{SSV}_i^-$ ) becomes a stratified sampling process. The stratification design is to divide all utilities in  $\mathcal{SSV}_i^+$  into  $m|d[z_i]|$  strata such that utilities of all  $(z_i, b, c)$ -coalitions are in the  $(b|d[z_i]| + c)^{th}$  stratum. Then, to approximate  $\mathcal{SSV}_i^+$ , we can first estimate  $\mathcal{SSV}_{z_i, b, c}^+$  by sampling with replacement. Let  $\mathcal{U}_{z_i, b, c}^+$  be a random variable with uniform distribution on set  $\{\mathcal{U}(\mathcal{S}) | \mathcal{S} \in R^{z_i, b, c}\}$ . The expectation of  $\mathcal{U}_{z_i, b, c}^+$  is  $\mathcal{SSV}_{z_i, b, c}^+$ . Given  $\tau_{z_i, b, c}^+$  samples of  $\mathcal{U}_{z_i, b, c}^+$ ,  $\{\mathcal{U}(\mathcal{S}_1), \dots, \mathcal{U}(\mathcal{S}_{\tau_{z_i, b, c}^+})\}$ , where  $\mathcal{S}_1, \dots, \mathcal{S}_{\tau_{z_i, b, c}^+} \in R^{z_i, b, c}$ , the mean over  $\mathcal{U}(\mathcal{S}_1), \dots, \mathcal{U}(\mathcal{S}_{\tau_{z_i, b, c}^+})$  is an estimation of  $\mathcal{SSV}_{z_i, b, c}^+$ ,  $\widehat{\mathcal{SSV}}_{z_i, b, c}^+ = \frac{1}{\tau_{z_i, b, c}^+} \sum_{t=1}^{\tau_{z_i, b, c}^+} \mathcal{U}(\mathcal{S}_t)$ . Then, an estimation of  $\mathcal{SSV}_i^+$  is  $\widehat{\mathcal{SSV}}_i^+ = \frac{1}{m|d[z_i]|} \sum_{b=1}^m \sum_{c=1}^{|d[z_i]|} \widehat{\mathcal{SSV}}_{z_i, b, c}^+$ . Finally, we get an estimation of  $\mathcal{SSV}_i$  by  $\widehat{\mathcal{SSV}}_i^+ - \widehat{\mathcal{SSV}}_i^-$ .

Algorithm 3 outlines the pseudo-code for estimating  $\mathcal{SSV}_i$  ( $1 \leq i \leq n$ ) using utility sampling. The first step is to randomly generate a coalition  $\mathcal{S}$ , calculate the corresponding utility  $u$ , assign the value  $u$  to the relevant  $\mathcal{SSV}_{z_i, b, c}^+$  (resp.  $\mathcal{SSV}_{z_i, b, c}^-$ ), and update the associated counts of  $\tau_{z_i, b, c}^+$  (resp.  $\tau_{z_i, b, c}^-$ ) (Lines 3-23). After  $\tau$  samples have been drawn, the estimation of  $\mathcal{SSV}_i^+$  or  $\mathcal{SSV}_i^-$  is obtained as the average of the corresponding utility means. The final estimation of  $\mathcal{SSV}_i$  is obtained as the difference between  $\widehat{\mathcal{SSV}}_i^+$  and  $\widehat{\mathcal{SSV}}_i^-$  (Lines 24-25). It is worth noting that the estimation of  $\mathcal{SSV}_i$  in Algorithm 3 is unbiased.

**THEOREM 5.7.** *Algorithm 3 gives an unbiased estimation of  $\mathcal{SSV}_i$  ( $1 \leq i \leq n$ ), i.e.,  $E[\widehat{\mathcal{SSV}}_i] = \mathcal{SSV}_i$ .*

**THEOREM 5.8.** *According to Hoeffding's inequality, given the range of utilities  $r$ , the minimum value of sample size for utility in different strata  $\tau$ , the error  $|\widehat{\mathcal{SSV}}_i - \mathcal{SSV}_i| \leq 2\sqrt{2r^2 \log(2/\delta)}/\tau$  in probability  $1 - \delta$ .*

---

### Algorithm 3: Utility Sampling Algorithm.

---

**input** : data sets from data owners  $\{z_1, \dots, z_n\}$ , sharded structure  $\mathcal{L}$ , the number of permutations  $\tau$   
**output** : estimated S-Shapley value  $\widehat{\mathcal{SSV}}_i$  for each  $z_i$  ( $1 \leq i \leq n$ )

- 1  $\widehat{\mathcal{SSV}}_i \leftarrow 0$  ( $1 \leq i \leq n$ );
- $\widehat{\mathcal{SSV}}_{z_i, b, c}^+, \widehat{\mathcal{SSV}}_{z_i, b, c}^-, \tau_{z_i, b, c}^+, \tau_{z_i, b, c}^- \leftarrow 0$   
    ( $1 \leq i \leq n, 1 \leq b \leq m, 1 \leq c \leq |d[z_i]|$ );
- 2 **for**  $t=1$  to  $\tau$  **do**
- 3    $\pi^t \leftarrow \text{Sample}(\mathcal{L})$ ;
- 4   let  $i$  be a random value drawn from  $1, \dots, n$ ;
- 5    $\mathcal{S} \leftarrow \{z_{\pi^t(1)}, \dots, z_{\pi^t(i)}\}$ ;  $u \leftarrow \mathcal{U}(\mathcal{S})$ ;  $b \leftarrow 0$ ;
- 6   **for**  $j=1$  to  $m$  **do**
- 7     **if**  $\mathcal{S} \cap d_j \neq \emptyset$  **then**  $b += 1$ ;
- 8      $c \leftarrow |\mathcal{S} \cap d[z_{\pi^t(i)}]|$ ;
- 9     **if**  $c = |d[z_{\pi^t(i)}]|$  **then**
- 10      **for**  $i'=1$  to  $n$  **do**
- 11       **if**  $z_{i'} \in \mathcal{S}$  **then**  $\widehat{\mathcal{SSV}}_{z_{i'}, b, |d[z_{i'}]|}^+ = u$ ;
- 12         $\tau_{z_{i'}, b, |d[z_{i'}]|}^+ = 1$ ;
- 13        **else**  $\widehat{\mathcal{SSV}}_{z_{i'}, b+1, 1}^+ = u$ ;  $\tau_{z_{i'}, b+1, 1}^+ = 1$ ;
- 14      **else**
- 15        **foreach**  $z_{i'} \in d[z_{\pi^t(i)}]$  **do**
- 16         **if**  $z_{i'} \in \mathcal{S}$  **then**  $\widehat{\mathcal{SSV}}_{z_{i'}, b, c}^+ = u$ ;  $\tau_{z_{i'}, b, c}^+ = 1$ ;
- 17         **else**  $\widehat{\mathcal{SSV}}_{z_{i'}, b, c+1}^+ = u$ ;  $\tau_{z_{i'}, b, c+1}^+ = 1$ ;
- 18      **for**  $i'=1$  to  $n$  **do**
- 19         $\widehat{\mathcal{SSV}}_i = \frac{1}{m|d[z_i]|} \sum_{b=1}^m \sum_{c=1}^{|d[z_i]|}$   
       $\left( \widehat{\mathcal{SSV}}_{z_i, b, c}^+ / \tau_{z_i, b, c}^+ - \widehat{\mathcal{SSV}}_{z_i, b, c}^- / \tau_{z_i, b, c}^- \right)$ ;
- 20 **return**  $\widehat{\mathcal{SSV}}_1, \dots, \widehat{\mathcal{SSV}}_n$ ;

---

## 6 UPDATING S-SHAPLEY VALUE UPON UNLEARNING

In this section, we propose two approximation algorithms to update the S-Shapley value when one (Section 6.1) or multiple data owners exit the model market (Section 6.2), respectively.

### 6.1 Single Data Owner Exit

Once a data owner wants to exit the model market and unlearn her own data, S-Shapley value needs to be updated to reflect the latest contributions of the remaining data owners. Rather than straightforwardly recomputing S-Shapley value from scratch by Algorithm 2 or 3, which can be time-consuming upon each unlearning request, we introduce a method that requires a smaller sample to achieve the same accuracy. Specifically, we represent the difference between the new  $\mathcal{SSV}_i^+$  (resp. new  $\mathcal{SSV}_i^-$ ) and the precomputed  $\mathcal{SSV}_i^+$  (resp. precomputed  $\mathcal{SSV}_i^-$ ) using the differential utility. Notably, the absolute value of the differential utility (i.e. the change of utility) is smaller than that of the utility, which allows us to achieve stability with a smaller sample size, as predicted by Hoeffding's inequality [21]. In other words, we can get the same accurate approximation with fewer samples.

Given the precomputed  $\mathcal{SSV}_i$  ( $1 \leq i \leq n$ ) which is the difference of  $\mathcal{SSV}_i^+$  and  $\mathcal{SSV}_i^-$ , the key idea is to compute the relative

changes of  $\widehat{SSV}_i^+$  and  $\widehat{SSV}_i^-$ , respectively. The difference between the precomputed  $\widehat{SSV}^+$  (resp.  $\widehat{SSV}^-$ ) and the new  $\widehat{SSV}^+$  (resp.  $\widehat{SSV}^-$ ) can be represented formally as Lemma 6.1.

LEMMA 6.1. Given a sharded structure  $\mathcal{L}$ , suppose that  $z_p$  is the data of exited data owner. Defining  $R_{-z_p}^{z_i,b,c} = \{S \in R^{z_i,b,c}, z_p \notin S\}$  ( $1 \leq i \leq n, i \neq p$ ), the difference between the new  $\widehat{SSV}_i^+$  and the precomputed  $\widehat{SSV}_i^+$  of  $z_i$  is

$$\Delta \widehat{SSV}_i^+ = \begin{cases} \frac{1}{m|d[z_i]|} \sum_{b=1}^m \sum_{c=1}^{|d[z_i]|} \frac{c}{|d[z_i]|-1} \Delta \widehat{SSV}_{z_i,b,c}^+ & \text{if } z_p \in d[z_i], \\ \frac{1}{m|d[z_i]|} \sum_{b=1}^m \sum_{c=1}^{|d[z_i]|} \frac{b}{m-1} \Delta \widehat{SSV}_{z_i,b,c}^+ & \text{otherwise,} \end{cases}$$

where

$$\Delta \widehat{SSV}_{z_i,b,c}^+ = \begin{cases} \sum_{S \in R_{-z_p}^{z_i,b,c}} \frac{\mathcal{U}(S) - \mathcal{U}(S \cup \{z_p\})}{\binom{m-1}{b-1} \binom{|d[z_i]|-2}{c-1}} & \text{if } z_p \in d[z_i], \\ \sum_{S \in R_{-z_p}^{z_i,b,c}} \frac{\mathcal{U}(S \cup d[z_p] \setminus \{z_p\}) - \mathcal{U}(S \cup d[z_p])}{\binom{m-2}{b-1} \binom{|d[z_i]|-1}{c-1}} & \text{otherwise.} \end{cases}$$

The difference between the new  $\widehat{SSV}_i^-$  and the precomputed  $\widehat{SSV}_i^-$  of  $z_i$  is

$$\Delta \widehat{SSV}_i^- = \begin{cases} \frac{1}{m|d[z_i]|} \sum_{b=1}^m \sum_{c=1}^{|d[z_i]|} \frac{c}{|d[z_i]|-1} \Delta \widehat{SSV}_{z_i,b,c}^- & \text{if } z_p \in d[z_i], \\ \frac{1}{m|d[z_i]|} \sum_{b=1}^m \sum_{c=1}^{|d[z_i]|} \frac{b}{m-1} \Delta \widehat{SSV}_{z_i,b,c}^- & \text{otherwise,} \end{cases}$$

where

$$\Delta \widehat{SSV}_{z_i,b,c}^- = \begin{cases} \sum_{S \in R_{-z_p}^{z_i,b,c}} \frac{\mathcal{U}(S \setminus \{z_i\}) - \mathcal{U}(S \setminus \{z_i\} \cup \{z_p\})}{\binom{m-1}{b-1} \binom{|d[z_i]|-2}{c-1}} & \text{if } z_p \in d[z_i], \\ \sum_{S \in R_{-z_p}^{z_i,b,c}} \frac{\mathcal{U}(S \cup d[z_p] \setminus \{z_i, z_p\}) - \mathcal{U}(S \cup d[z_p] \setminus \{z_i\})}{\binom{m-2}{b-1} \binom{|d[z_i]|-1}{c-1}} & \text{otherwise.} \end{cases}$$

According to Lemma 6.1, approximating  $\Delta \widehat{SSV}_i^+$  (similarly for  $\Delta \widehat{SSV}_i^-$ ) becomes a stratified sampling process. The stratification design is to divide all differential utilities in  $\Delta \widehat{SSV}_i^+$  into  $m|d[z_i]|$  strata such that the utility changes from  $z_p$  leaving  $(z_i, b, c)$ -coalitions are in the  $(b|d[z_i]| + c)^{th}$  stratum. Then, to approximate  $\Delta \widehat{SSV}_i^+$ , we can first estimate  $\Delta \widehat{SSV}_{z_i,b,c}^+$  by sampling a permutation in  $\mathfrak{S}_n(\mathcal{L})$  and enumerating all possible positions of  $z_p$ . Let  $\Delta \mathcal{U}_{z_i,b,c}^+$  be a random variable with uniform distribution on the set  $\{\mathcal{U}(S) - \mathcal{U}(S \cup \{z_p\}) \mid S \in R_{-z_p}^{z_i,b,c}\}$ . The expectation of  $\Delta \mathcal{U}_{z_i,b,c}^+$  is  $\Delta \widehat{SSV}_{z_i,b,c}^+$ . Given  $\tau_{z_i,b,c}^+$  samples of  $\Delta \mathcal{U}_{z_i,b,c}^+$ ,  $\{\mathcal{U}(S_1) - \mathcal{U}(S_1 \cup \{z_p\}), \dots, \mathcal{U}(S_{\tau_{z_i,b,c}^+}) - \mathcal{U}(S_{\tau_{z_i,b,c}^+} \cup \{z_p\})\}$ , where  $S_1, \dots, S_{\tau_{z_i,b,c}^+} \in R_{-z_p}^{z_i,b,c}$ , the mean over  $\mathcal{U}(S_1) - \mathcal{U}(S_1 \cup \{z_p\}), \dots, \mathcal{U}(S_{\tau_{z_i,b,c}^+}) - \mathcal{U}(S_{\tau_{z_i,b,c}^+} \cup \{z_p\})$  is an estimation of  $\Delta \widehat{SSV}_{z_i,b,c}^+$ ,  $\widehat{\Delta \widehat{SSV}}_{z_i,b,c}^+ = \frac{1}{\tau_{z_i,b,c}^+} \sum_{t=1}^{\tau_{z_i,b,c}^+} [\mathcal{U}(S_t) - \mathcal{U}(S_t \cup \{z_p\})]$ . Then, if  $z_p \in d[z_i]$  (resp.  $z_p \notin d[z_i]$ ), an estimation of  $\Delta \widehat{SSV}_i^+$  is  $\widehat{\Delta \widehat{SSV}}_i^+ = \frac{1}{m|d[z_i]|} \sum_{b=1}^m \sum_{c=1}^{|d[z_i]|} \frac{c}{|d[z_i]|-1} \widehat{\Delta \widehat{SSV}}_{z_i,b,c}^+$  (resp.  $\widehat{\Delta \widehat{SSV}}_i^+ = \frac{1}{m|d[z_i]|} \sum_{b=1}^m \sum_{c=1}^{|d[z_i]|} \frac{b}{m-1} \widehat{\Delta \widehat{SSV}}_{z_i,b,c}^+$ ). Finally, we get an estimation of  $\Delta \widehat{SSV}_i$  by  $\widehat{\Delta \widehat{SSV}}_i^+ - \widehat{\Delta \widehat{SSV}}_i^-$ . The precomputed  $\widehat{SSV}_i$  can be updated by adding the estimation of  $\Delta \widehat{SSV}_i$ .

Algorithm 4 outlines the pseudo-code for estimating the change of  $\widehat{SSV}_i$  ( $1 \leq i \leq n, i \neq p$ ) to update  $\widehat{SSV}_i$  when a single data owner with data set  $z_p$  exits. The first step is to randomly generate a coalition  $S$  excluding  $z_p$ , calculate the corresponding differential utility  $\Delta u$ , assign the value  $\Delta u$  to the relevant  $\Delta \widehat{SSV}_{z_i,b,c}^+$  (resp.  $\Delta \widehat{SSV}_{z_i,b,c}^-$ ), and update the associated counts of  $\tau_{z_i,b,c}^+$  (resp.  $\tau_{z_i,b,c}^-$ ) (Lines 3-9). After  $\tau$  samples have been drawn, the estimation of  $\Delta \widehat{SSV}_i^+$  or  $\Delta \widehat{SSV}_i^-$  is obtained as the weighted average of the corresponding utility means. The final estimation of  $\Delta \widehat{SSV}_i$  is

---

#### Algorithm 4: Delta-based Algorithm.

---

**input** : data sets of data owners  $\{z_1, \dots, z_n\}$ , the index of exited data owner  $p$ , sharded structure  $\mathcal{L}$ , the number of permutations  $\tau$

**output** :  $\Delta \widehat{SSV}_i$  for each  $z_i$  ( $1 \leq i \leq n, i \neq p$ )

- 1  $\Delta \widehat{SSV}_i \leftarrow 0$  ( $1 \leq i \leq n$ );
- 2  $\widehat{\Delta \widehat{SSV}}_{z_i,b,c}^+, \widehat{\Delta \widehat{SSV}}_{z_i,b,c}^-, \tau_{z_i,b,c}^+, \tau_{z_i,b,c}^- \leftarrow 0$  ( $1 \leq i \leq n, 1 \leq b \leq m, 1 \leq c \leq |d[z_i]|$ );
- 3 **for**  $t=1$  to  $\tau$  **do**
- 4    $\pi^t \leftarrow \text{Sample}(\mathcal{L})$  removing  $p$ ;
- 5   let  $i$  be a random value drawn from  $1, \dots, n-1$ ;
- 6    $S \leftarrow \{z_{\pi^t(1)}, \dots, z_{\pi^t(i)}\}$ ;
- 7   **if**  $z_p \in d[z_{\pi^t(i)}]$  **then**  $\Delta u = \mathcal{U}(S) - \mathcal{U}(S \cup \{z_p\})$ ;
- 8   **else**  $\Delta u = \mathcal{U}(S \cup d[z_p] \setminus \{z_p\}) - \mathcal{U}(S \cup d[z_p])$ ;
- 9   compute  $b$  and  $c$  as Algorithm 3;
- 10   add  $\Delta u$  to the corresponding stratum of  $\mathcal{U}(S)$  in Algorithm 3 and update associated counts;
- 11 **for**  $i=1$  to  $n$  **do**
- 12   **if**  $z_p \in d[z_i]$  **then**
- 13      $\Delta \widehat{SSV}_i = \frac{1}{m|d[z_i]|} \sum_{b=1}^m \sum_{c=1}^{|d[z_i]|} \frac{c}{|d[z_i]|-1}$
- 14      $\left( \frac{\Delta \widehat{SSV}_{z_i,b,c}^+}{\tau_{z_i,b,c}^+} - \frac{\Delta \widehat{SSV}_{z_i,b,c}^-}{\tau_{z_i,b,c}^-} \right)$ ;
- 15   **else**
- 16      $\Delta \widehat{SSV}_i = \frac{1}{m|d[z_i]|} \sum_{b=1}^m \sum_{c=1}^{|d[z_i]|} \frac{b}{m-1}$
- 17      $\left( \frac{\Delta \widehat{SSV}_{z_i,b,c}^+}{\tau_{z_i,b,c}^+} - \frac{\Delta \widehat{SSV}_{z_i,b,c}^-}{\tau_{z_i,b,c}^-} \right)$ ;
- 18 **return**  $\Delta \widehat{SSV}_1, \dots, \Delta \widehat{SSV}_n$ ;

---

obtained as the difference between  $\widehat{\Delta \widehat{SSV}}_i^+$  and  $\widehat{\Delta \widehat{SSV}}_i^-$  (Lines 10-15). It is worth noting that the estimation of  $\Delta \widehat{SSV}_i$  in Algorithm 4 is unbiased.

THEOREM 6.2. Given the exited data owner with  $z_p$ , Algorithm 4 gives an unbiased estimation of  $\Delta \widehat{SSV}_i$  ( $1 \leq i \leq n, i \neq p$ ), i.e.,  $E[\Delta \widehat{SSV}_i] = \Delta \widehat{SSV}_i$ .

COROLLARY 6.3. Given the precomputed S-Shapley value, Algorithm 4 can provide an unbiased estimation of the updated S-Shapley value and preserve P1-P4 in Section 3.3 in expectation.

THEOREM 6.4. According to Hoeffding's inequality, given the range of differential utilities  $r$ , the minimum value of sample size for differential utility in different strata  $\tau$ , the error  $|\Delta \widehat{SSV}_i - \Delta \widehat{SSV}_i| \leq \frac{2m|d[z_i]|-2}{m|d[z_i]|} \sqrt{2r^2 \log(2/\delta)/\tau}$  in probability  $1 - \delta$ .

## 6.2 Multi Data Owners Exit

Another common practice in machine unlearning is that multiple data deletion requests within a certain period are responded to together by a single machine unlearning execution (also known as batch unlearning) since data owners will not always exit the model market one by one. Moreover, applying the delta-based algorithm (Algorithm 4) progressively to update S-Shapley value can be more time-consuming and inaccurate with more data owners' exit. To this end, we propose a solution to update the S-Shapley value in one batch when multiple data owners exit the model market.



---

**Algorithm 5: Batched Delta-based Algorithm.**

---

**input** : data sets of data owners  $\{z_1, \dots, z_n\}$ , the index of exited data owners  $\{p_1, \dots, p_q\}$ , sharded structure  $\mathcal{L}$ , the number of permutations  $\tau$

**output** :  $\widehat{\Delta SS\mathcal{V}}_i$  for each  $z_i$  ( $1 \leq i \leq n, i \notin \{p_1, \dots, p_q\}$ )

```
1  $\widehat{\Delta SS\mathcal{V}}_i, \widehat{\Delta SS\mathcal{V}}_i^+, \widehat{\Delta SS\mathcal{V}}_i^-, \tau_i^+, \tau_i^- \leftarrow 0$  ( $1 \leq i \leq n$ );
2 for  $t=1$  to  $\tau$  do
3    $\pi^t \leftarrow \text{Sample}(\mathcal{L})$ ;
4   let  $i$  be a random value drawn from  $1, \dots, n$ ;
5    $\mathcal{S} \leftarrow \{z_{\pi^t(1)}, \dots, z_{\pi^t(i)}\}$ ;
6    $\Delta u \leftarrow \mathcal{U}(\mathcal{S} \setminus \{z_{p_1}, \dots, z_{p_q}\}) - \mathcal{U}(\mathcal{S})$ ;
7   if  $\mathcal{S} \cap d[z_{\pi^t(i)}] = d[z_{\pi^t(i)}]$  then
8     for  $i'=1$  to  $n$  do
9       if  $z_{i'} \in \mathcal{S}$  then  $\widehat{\Delta SS\mathcal{V}}_{i'}^+ = \Delta u$ ;  $\tau_{i'}^+ = 1$ ;
10      else  $\widehat{\Delta SS\mathcal{V}}_{i'}^- = \Delta u$ ;  $\tau_{i'}^- = 1$ ;
11   else
12     foreach  $z_{i'} \in d[z_{\pi^t(i)}]$  do
13       if  $z_{i'} \in \mathcal{S}$  then  $\widehat{\Delta SS\mathcal{V}}_{i'}^+ = \Delta u$ ;  $\tau_{i'}^+ = 1$ ;
14       else  $\widehat{\Delta SS\mathcal{V}}_{i'}^- = \Delta u$ ;  $\tau_{i'}^- = 1$ ;
15 for  $i=1$  to  $n$  do
16    $\widehat{\Delta SS\mathcal{V}}_i = \widehat{\Delta SS\mathcal{V}}_i^+ / \tau_i^+ - \widehat{\Delta SS\mathcal{V}}_i^- / \tau_i^-$ ;
17 return  $\widehat{\Delta SS\mathcal{V}}_1, \dots, \widehat{\Delta SS\mathcal{V}}_n$ ;
```

---

The difference between the precomputed  $SS\mathcal{V}_i^+$  (resp.  $SS\mathcal{V}_i^-$ ) and the new  $SS\mathcal{V}_i^+$  (resp.  $SS\mathcal{V}_i^-$ ) can be represented formally as Lemma 6.5. And they consist of the difference of  $SS\mathcal{V}_i$ .

LEMMA 6.5. *Given a sharded structure  $\mathcal{L}$ , suppose that there are  $q$  data owners exiting with  $\{z_{p_1}, \dots, z_{p_q}\}$  ( $1 \leq q \leq n$ ). We have the difference between the new  $SS\mathcal{V}_i$  and the precomputed  $SS\mathcal{V}_i$  of  $z_i$*

$$\begin{aligned} \Delta SS\mathcal{V}_i &= E_{\pi-\Pi} \left[ \underbrace{\mathcal{U} \left( S_{\pi}^{z_i} \cup \{z_i\} \setminus \{z_{p_1}, \dots, z_{p_q}\} \right) - \mathcal{U} \left( S_{\pi}^{z_i} \cup \{z_i\} \right)}_{\Delta SS\mathcal{V}_i^+} \right] \\ &\quad - E_{\pi-\Pi} \left[ \underbrace{\mathcal{U} \left( S_{\pi}^{z_i} \setminus \{z_{p_1}, \dots, z_{p_q}\} \right) - \mathcal{U} \left( S_{\pi}^{z_i} \right)}_{\Delta SS\mathcal{V}_i^-} \right], \end{aligned}$$

where  $i \notin \{p_1, \dots, p_q\}$ .

According to Lemma 6.5, we estimate two differential utility expectations (i.e.,  $\Delta SS\mathcal{V}_i^+$  and  $\Delta SS\mathcal{V}_i^-$ ) separately to estimate the change of S-Shapley value (i.e.,  $\Delta SS\mathcal{V}_i$ ). Algorithm 5 outlines the pseudo-code for estimating the change of  $SS\mathcal{V}_i$  ( $1 \leq i \leq n, i \notin \{p_1, \dots, p_q\}$ ) to update  $SS\mathcal{V}_i$  when a coalition of multiple data owner  $\{z_{p_1}, \dots, z_{p_q}\}$  exits. The first step is to randomly generate a coalition  $\mathcal{S}$ , calculate the corresponding differential utility  $\Delta u$ , assign the value  $\Delta u$  to the relevant  $\Delta SS\mathcal{V}_i^+$  (resp.  $\Delta SS\mathcal{V}_i^-$ ), and update the associated counts of  $\tau_i^+$  (resp.  $\tau_i^-$ ) (Lines 3-18). After  $\tau$  samples have been drawn, the estimation of  $\Delta SS\mathcal{V}_i^+$  or  $\Delta SS\mathcal{V}_i^-$  is obtained as the average of the corresponding utilities. The final estimation of  $\Delta SS\mathcal{V}$  is obtained as the difference between  $\widehat{\Delta SS\mathcal{V}}_i^+$  and  $\widehat{\Delta SS\mathcal{V}}_i^-$  (Lines 19-20). The stratification design in Section 5.2 is applicable for Algorithm 5. It is worth noting that the estimation of  $\Delta SS\mathcal{V}_i$  in Algorithm 5 is unbiased.

THEOREM 6.6. *Given the exited data owners with  $\{z_{p_1}, \dots, z_{p_q}\}$ , algorithm 5 gives an unbiased estimation of  $\Delta SS\mathcal{V}_i$  ( $1 \leq i \leq n, i \notin \{p_1, \dots, p_q\}$ ), i.e.,  $E[\widehat{\Delta SS\mathcal{V}}_i] = \Delta SS\mathcal{V}_i$ .*

COROLLARY 6.7. *Given the precomputed S-Shapley value, Algorithm 5 can provide an unbiased estimation of the updated S-Shapley value and preserve P1-P4 in Section 3.3 in expectation.*

THEOREM 6.8. *According to Hoeffding's inequality, given the range of differential utilities  $r$ , the minimum value of sample size for differential utility in different strata  $\tau$ , the error  $|\widehat{\Delta SS\mathcal{V}}_i - \Delta SS\mathcal{V}_i| \leq 2\sqrt{2r^2 \log(2/\delta)/\tau}$  in probability  $1 - \delta$ .*

## 7 EXPERIMENTS

In this section, we conduct comprehensive experiments to evaluate the effectiveness of S-Shapley value (SSV) and the efficiency of the proposed algorithms.

### 7.1 Experiment Setup

Experiments are conducted on a machine with two Intel® Xeon® Platinum 8383C @ 2.70GHz, 256GB memory, running Ubuntu 20.04.

7.1.1 *Datasets and Models.* we employ four real-world datasets: Iris, Car Evaluation, Phoneme, and Credit Card from OpenML [37]. The experiments employ two representative ML models: logistic regression and Support Vector Machines (SVMs) with the Radial Basis Function (RBF) kernel. Due to page limits, the experimental results for logistic regression are available in our technical report [1].

7.1.2 *Compared Methods.* In Section 7.2, we provide a detailed comparison of SSV's effectiveness in evaluating data importance against five baselines. These include Shapley Value (SV), Leave-One-Out Score (LOO), Random Valuation (Random), and two variants of Beta Shapley Value (BV1 and BV2) [24] with respective hyperparameters (1,16) and (16,1).

In Section 7.3, we conduct an efficiency analysis between the utility sampling algorithm (US) and the Monte Carlo sampling algorithm (MCS) used as a baseline. Moreover, we introduce the paired utility sampling algorithm (PUS), which seamlessly applies the paired sampling strategy [11] to US. This entails sampling a coalition  $\mathcal{S}$  along with its complementary coalition  $\{z_1, \dots, z_n\} \setminus \mathcal{S}$ .

In Section 7.4, we delve into the efficiency comparison of the Delta-based algorithm (Delta) and the batched Delta-based algorithm (BDelta), employing the stratification design of Algorithm 3 with MCS, US, and PUS recomputing from scratch.

7.1.3 *Metrics.* In Sections 7.3 and 7.4, we employ the following metrics to measure the quality of the estimated S-Shapley value.

**Average error ratio.** Given the benchmark S-Shapley value  $SS\mathcal{V}_i$  and the estimated S-Shapley value  $\widehat{SS\mathcal{V}}_i$  ( $1 \leq i \leq n$ ), the average error ratio  $\overline{ER}$  of the estimated S-Shapley value compared to the benchmark S-Shapley value is

$$\overline{ER} = \frac{1}{n} \sum_{i=1}^n \left| \frac{\widehat{SS\mathcal{V}}_i - SS\mathcal{V}_i}{SS\mathcal{V}_i} \right|.$$

Computing the exact S-Shapley value is prohibitively expensive because it grows exponentially with the number of data owners.

Therefore, we use the estimated S-Shapley value computed by Algorithm 2 with 100k permutations as the benchmark S-Shapley value.

**Average coefficient of variation.** Given a set of estimated S-Shapley value  $\{\widehat{SSV}_i^1, \dots, \widehat{SSV}_i^k\}$  ( $1 \leq i \leq n$ ) obtained by computing  $k$  times under the same setting, the average coefficient of variation  $\overline{CV}$  of the estimated S-Shapley value is

$$\overline{CV} = \frac{1}{n} \sum_{i=1}^n \frac{\sqrt{\frac{1}{k} \sum_{j=1}^k (\widehat{SSV}_i^j - \frac{1}{k} \sum_{j=1}^k \widehat{SSV}_i^j)^2}}{\left| \frac{1}{k} \sum_{j=1}^k \widehat{SSV}_i^j \right|},$$

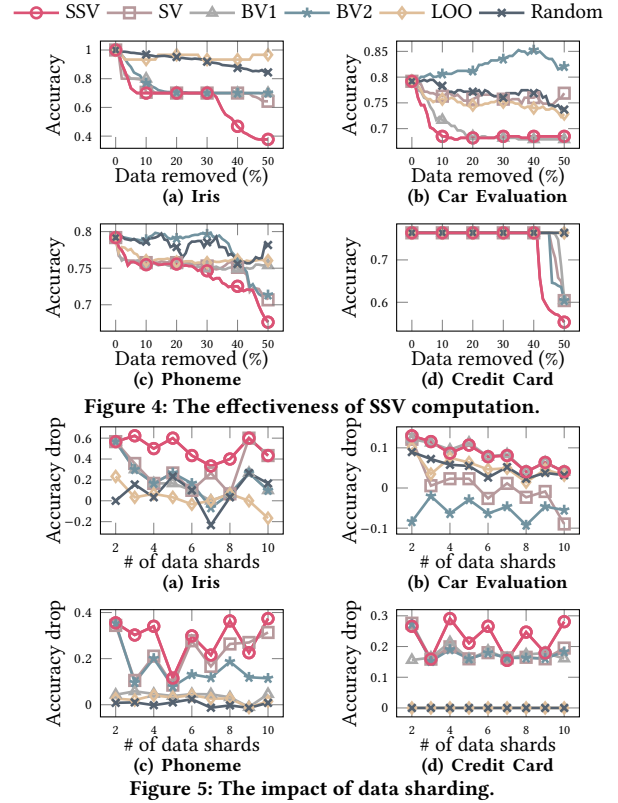
where  $\widehat{SSV}_i^j$  denotes the  $j^{\text{th}}$  estimated S-Shapley value of  $z_i$ . A lower  $\overline{CV}$  indicates better convergence.

## 7.2 Effectiveness

We experimentally study the effectiveness of the proposed S-Shapley value by conducting point removal experiments to compare the significance of high-value data in various valuation methods. Initially, we evaluate the data value of each data owner using S-Shapley value and several baseline methods. Subsequently, we progressively eliminate data owners from highest to lowest value and retrain the classifier at each step. The predictive performance on the test dataset is then evaluated. We quantify the impact of each removal by measuring the accuracy drop, as higher value estimates are expected to positively influence the model performance. The accuracy drop is plotted for removing up to 50% of the training data, following prior work [24]. We randomly sample 60%, 20%, and 20% of the total data as the training dataset, validation dataset, and test dataset, respectively. However, for datasets with more than 1k data points (Car Evaluation, Phoneme, and Credit Card), Beta Shapley, as suggested by Wang and Jia [39], is not applicable due to numerical issues. To address this, we adapt by randomly sampling 1k data points from the training dataset instead. We utilize SVM as the constituent model and set the utility function to the accuracy score of the final aggregated model on the validation dataset. The training dataset is divided into five data shards, except for Iris, which is divided into three data shards.

Figures 4 (a)(b)(c)(d) investigate the accuracy drop for up to 50% train data removed. The data removal with SSV outperforms all baselines, especially on Car Evaluation and Credit Card datasets. In Figures 4 (c)(b), we observe a progressive decline in accuracy, eventually followed by a pronounced and substantial drop in the S-Shapley value scheme’s performance. This behavior manifests when specific data is eliminated from the training dataset, especially concerning relatively straightforward learning tasks. Initially, the model may experience a slight decrease in its ability to generalize to new data, resulting in a gradual or negligible decline in accuracy. However, if a substantial portion of data is removed, the model might become overfitted to the remaining data, causing a sudden and significant plummet in accuracy.

**Impact of Data Sharding.** In machine unlearning, it is widely recognized that increasing the number of shards enhances expected unlearning efficiency. Here, we investigate the influence of sharding on S-Shapley valuation outcomes. Figures 5(a)(b)(c)(d) depict the



**Table 3: The impact of removing different data types.**

Data type	Accuracy change	SSV change
Outliers	6.7567e-03	2.2522e-03
Boundary data points	-4.7297e-02	-2.0270e-02
Random data points	-3.3783e-03	-9.0090e-03

accuracy drops with varying numbers of data shards when removing 50% of the data. Generally, the accuracy drop decreases as the number of data shards increases. SSV, SV, and BV1, i.e., Beta Shapley value whose hyper-parameters are (1,16), consistently exhibit strong performance, surpassing other methods. Particularly, SSV consistently outperforms most methods across cases, highlighting its superior effectiveness in evaluating data importance.

**Impact of Removing Different Data Types.** Using the Lympho dataset [25] known for outlier detection, we analyze the impact of removing outliers and boundary data points on model performance and the S-Shapley value of data partitioning. We train an SVM and consider its support vectors as boundary data points. The dataset is randomly divided into three shards, and five data points are removed from each data type. The results in Table 3 reveal that removing outliers improves the model’s performance and the S-Shapley value of the corresponding data shard while removing boundary data points leads to a significant decrease in both metrics.

## 7.3 Efficiency of Computation

We experimentally study the efficiency of the proposed algorithms in approximating S-Shapley value. For Car Evaluation, Phoneme,

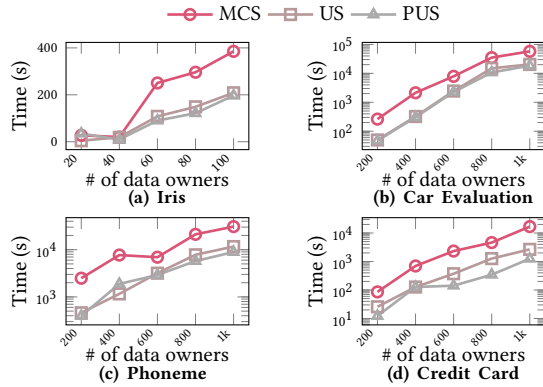


Figure 6: The efficiency of SSV computation.

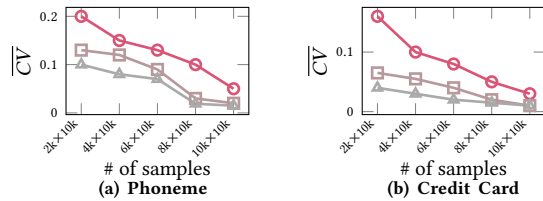


Figure 7: The scalability of SSV computation.

and Credit Card datasets (resp. Iris dataset), we create different data owners by randomly sampling 200, 400, 600, 800, and 1k (resp. 20, 40, 60, 80, and 100) data subsets. The SVM model’s accuracy on a test dataset of size 500 (resp. 50) is used as the utility function. In Figures 6(a)(b)(c)(d), we investigate the time required for the algorithms to achieve  $\overline{ER} \leq 10\%$ . The baseline MCS exhibits a sharp increase in time cost with an increasing number of data owners. In contrast, both US and PUS require significantly less time to achieve the same approximation error ratio, demonstrating the efficiency of the utility sampling strategy that reuses utilities between permutations. The paired sampling strategy in PUS further accelerates convergence by reducing variance. For detailed proof of PUS’s advantage in yielding an estimated S-Shapley value with smaller variance than US with high probability, refer to [1].

It is hard to obtain a sufficiently accurate S-Shapley value as the benchmark Shapley value for comparison in tolerable time on large datasets like Phoneme and Credit Card. To verify the scalability of the proposed algorithms, we analyze different algorithms using  $\overline{CV}$ . We randomly sample 10k data subsets to create data owners and compute S-Shapley value. Additionally, 1k data points are randomly sampled as the validation dataset. SVM serves as the constituent model, and the utility function is set to the accuracy score of the final model on the validation dataset. In Figures 7(a)(b), we investigate  $\overline{CV}$  of MCS, US, and PUS with  $2kn$ ,  $4kn$ ,  $6kn$ ,  $8kn$ , and  $10kn$  samples, where  $n$  represents the number of data subsets. Notably,  $\overline{CV}$  of US and PUS are significantly smaller than MCS, confirming the convergence of the estimated S-Shapley value computed by US.

**Impact of Data Sharding.** Experimental results on the proposed algorithms for computing and updating reveal that the time costs initially decrease with an increasing number of data shards. However, in most cases, the time costs start to increase again as the number of shards continues to grow. For more details, refer to [1].

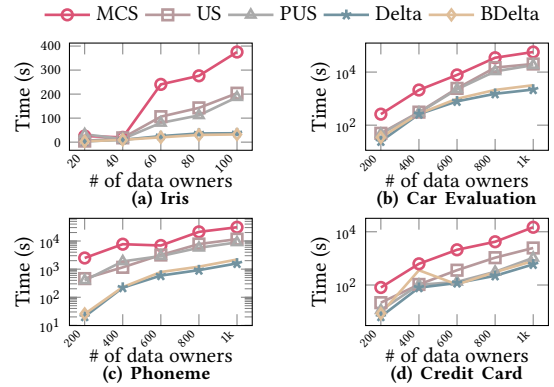


Figure 8: The efficiency of SSV update (single).

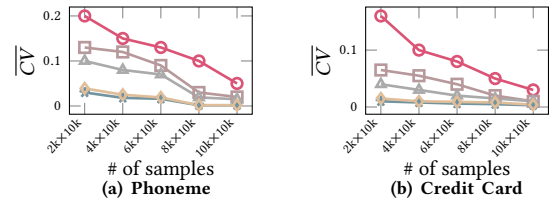


Figure 9: The scalability of SSV update (single).

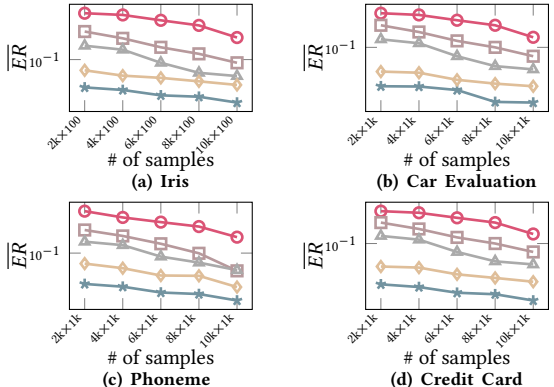


Figure 10: The quality of SSV update (single).

## 7.4 Efficiency of Update

**7.4.1 Single Data Owner Exit.** We experimentally study the efficiency of the proposed algorithms in updating S-Shapley value when a single data owner exits on Iris, Car Evaluation, Phoneme, and Credit Card datasets. Utilizing the precomputed benchmark S-Shapley value on these datasets, Figures 8(a)(b)(c)(d) investigate the time cost for the algorithms to update S-Shapley value and achieve  $\overline{ER} \leq 10\%$  when removing a data set from the corresponding dataset. Delta and BDelta both outperform all baselines significantly, with Delta being the fastest, confirming the efficiency of our algorithms.

We verify the scalability of the proposed algorithms on Phoneme and Credit Card datasets. Figures 9(a)(b) show  $\overline{CV}$  of MCS, US, PUS, Delta, and BDelta with varying numbers of samples. Notably,  $\overline{CV}$  of Delta and BDelta is smaller than MCS, US, and PUS, indicating faster convergence when estimating the change of S-Shapley value.

**Update Quality.** We experimentally study the approximation quality of the updated S-Shapley value with varying numbers of samples. For Car Evaluation, Phoneme, and Credit Card datasets (resp. Iris

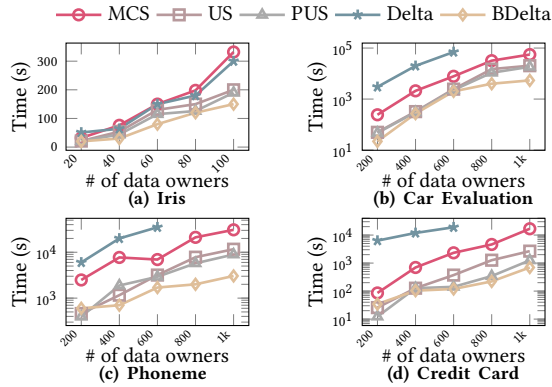


Figure 11: The efficiency of SSV update (multiple).

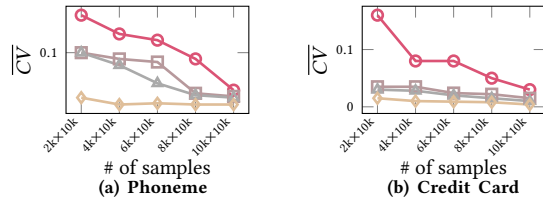


Figure 12: The scalability of SSV update (multiple).

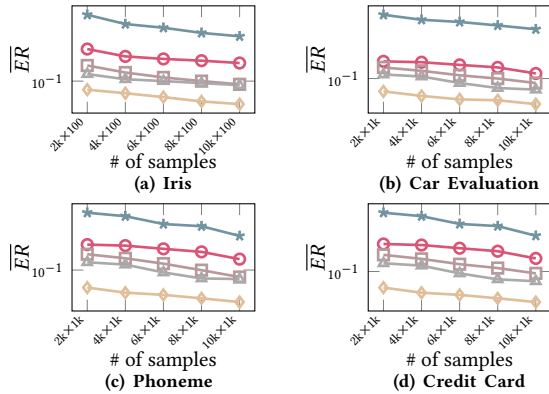


Figure 13: The efficiency of SSV update (multiple).

dataset), we randomly sample 1k (resp. 100) data subsets to create different data owners. We adopt the accuracy of the SVM model on the test dataset of size 500 (resp. 50) as the utility function. In Figures 10(a)(b)(c)(d), we investigate  $\overline{ER}$  of MCS, US, PUS, Delta, and BDelta with  $2kn$ ,  $4kn$ ,  $6kn$ ,  $8kn$ , and  $10kn$  samples when removing a data subset, where  $n$  is the number of data subsets. The results show that  $\overline{ER}$  of Delta and BDelta are significantly smaller than MCS, US, and PUS, demonstrating that the proposed algorithms, especially Delta, can yield better approximation in updating S-Shapley value when a single data owner exits.

**7.4.2 Multiple Data Owners Exit.** We experimentally study the efficiency of the proposed algorithms in updating S-Shapley value when multiple data owners exit on Iris, Car Evaluation, Phoneme, and Credit Card datasets. 5% of the data subsets are removed. MCS, US, and PUS recomputed S-Shapley value, while Delta and BDelta update S-Shapley value step by step or estimate the change directly. In Figures 11(a)(b)(c)(d), we investigate the time cost for the algorithms to achieve  $\overline{ER} \leq 10\%$  compared to the benchmark S-Shapley

value on the remaining data. Some results of Delta are omitted due to poor performance. Remarkably, BDelta exhibits significantly lower time costs than the baselines.

We verify the scalability of the proposed algorithms on Phoneme and Credit Card datasets. Figures 12(a)(b) show  $\overline{CV}$  of MCS, US, PUS, and BDelta with varying numbers of samples. The results of Delta are excluded due to its high level of instability. We find that  $\overline{CV}$  of BDelta is smaller than all baselines, affirming its effectiveness in estimating the change of S-Shapley value.

**Update Quality.** We experimentally study the approximation quality of the updated S-Shapley value with varying numbers of samples when 5% data subsets are removed as shown in Figure 13. Delta’s performance suffers due to time cost and error accumulation in progressive updates. On the other hand,  $\overline{ER}$  of BDelta is significantly smaller than other methods, confirming that the batched Delta-based algorithm can provide superior approximation in updating S-Shapley value when multiple data owners exit.

**7.4.3 Data Shard Exit.** We examine the proposed algorithms’ efficiency when a data shard fully exits. We randomly sample 1k (100 for Iris) data subsets to form different owners. Table 4 shows the time cost for algorithms to achieve  $\overline{ER} \leq 10\%$  on remaining data. Delta’s time cost is notably lower.

Table 4: The efficiency of SSV update (a data shard exits). The time unit is second here.

Dataset	MCS	US	PUS	Delta	BDelta
Iris	1.358e02	7.741e01	6.867e01	2.603e01	2.975e01
Car Evaluation	2.119e04	2.041e03	2.210e03	6.637e02	7.695e02
Phoneme	1.239e04	1.942e03	1.842e03	1.027e03	1.074e03
Credit Card	5.126e04	8.593e03	8.368e03	3.681e03	4.350e03

## 8 CONCLUSION AND FUTURE WORK

In this paper, we addressed the problem of equitable data valuation in the context of the sharded structure for the right to be forgotten. By adhering to four desirable properties for data valuation, we introduced the sharded structure-based Shapley value, S-Shapley value, to assess data contribution fairly considering the sharded structure. We demonstrated the  $\#P$ -completeness of computing S-Shapley value and presented two sampling-based approximation algorithms. Additionally, we proposed two efficient algorithms to estimate the change of S-Shapley value, facilitating the efficient updating of S-Shapley value when data owners exit. Our experiments on real-world datasets validate the effectiveness of S-Shapley value and the computational efficiency of the proposed algorithms. For future work, an intriguing direction would be to extend S-Shapley value to the federated unlearning setting [38], where the global model needs to be dynamically updated as data owners exercise “the right to be forgotten” and may request to revoke their data.

## ACKNOWLEDGMENTS

The authors would like to thank the anonymous reviewers for their helpful comments. This work was supported in part by the National Key RD Program of China (2021YFB3101100), NSFC grants (62102352), NSF grants (CNS-2124104, CNS-2125530), and NIH grants (R01LM013712, UL1TR002378).

## REFERENCES

- [1] 2023. Technical Report. <https://github.com/ZJU-DIVER/ValuationMeetsRTBF/TR.pdf>
- [2] Magdalena Balazinska, Bill Howe, and Dan Suciu. 2011. Data Markets in the Cloud: An Opportunity for the Database Community. *Proc. VLDB Endow.* 4, 12 (2011), 1482–1485. <http://www.vldb.org/pvldb/vol4/p1482-balazinska.pdf>
- [3] Johes Bater, Yongjoo Park, Xi He, Xiao Wang, and Jennie Rogers. 2020. SAQE: Practical Privacy-Preserving Approximate Query Processing for Data Federations. *Proc. VLDB Endow.* 13, 11 (2020), 2691–2705. <http://www.vldb.org/pvldb/vol13/p2691-bater.pdf>
- [4] Lucas Bourtole, Varun Chandrasekaran, Christopher A. Choquette-Choo, Hengrui Jia, Adelin Travers, Baiwu Zhang, David Lie, and Nicolas Papernot. 2021. Machine Unlearning. In *42nd IEEE Symposium on Security and Privacy, SP 2021, San Francisco, CA, USA, 24–27 May 2021*. IEEE, 141–159. <https://doi.org/10.1109/SP40001.2021.00019>
- [5] Yinzhi Cao and Junfeng Yang. 2015. Towards Making Systems Forget with Machine Unlearning. In *2015 IEEE Symposium on Security and Privacy, SP 2015, San Jose, CA, USA, May 17–21, 2015*. IEEE Computer Society, 463–480. <https://doi.org/10.1109/SP.2015.35>
- [6] Javier Castro, Daniel Gómez, Elisenda Molina, and Juan Tejada. 2017. Improving polynomial estimation of the Shapley value by stratified random sampling with optimum allocation. *Comput. Oper. Res.* 82 (2017), 180–188. <https://doi.org/10.1016/j.cor.2017.01.019>
- [7] Jihong Chen and Jiabin Sun. 2021. Understanding the Chinese Data Security Law. *International Cybersecurity Law Review* 2, 2 (2021), 209–221.
- [8] Lingjiao Chen, Paraschos Koutris, and Arun Kumar. 2019. Towards Model-based Pricing for Machine Learning in a Data Marketplace. In *SIGMOD*, Peter A. Boncz, Stefan Manegold, Anastasia Ailamaki, Amol Deshpande, and Tim Kraska (Eds.). ACM, 1535–1552. <https://doi.org/10.1145/3299869.3300078>
- [9] Lingjiao Chen, Hongyi Wang, Leshang Chen, Paraschos Koutris, and Arun Kumar. 2019. Demonstration of Nimbus: Model-based Pricing for Machine Learning in a Data Marketplace. In *Proceedings of the 2019 International Conference on Management of Data, SIGMOD Conference 2019, Amsterdam, The Netherlands, June 30 - July 5, 2019*, Peter A. Boncz, Stefan Manegold, Anastasia Ailamaki, Amol Deshpande, and Tim Kraska (Eds.). ACM, 1885–1888. <https://doi.org/10.1145/3299869.3320231>
- [10] Min Chen, Zhikun Zhang, Tianhao Wang, Michael Backes, Mathias Humbert, and Yang Zhang. 2022. Graph Unlearning. In *Proceedings of the 2022 ACM SIGSAC Conference on Computer and Communications Security, CCS 2022, Los Angeles, CA, USA, November 7–11, 2022*, Heng Yin, Angelos Stavrou, Cas Cremers, and Elaine Shi (Eds.). ACM, 499–513. <https://doi.org/10.1145/3548606.3559352>
- [11] Ian Covert and Su-In Lee. 2021. Improving KernelSHAP: Practical Shapley Value Estimation Using Linear Regression. In *The 24th International Conference on Artificial Intelligence and Statistics, AISTATS 2021, April 13–15, 2021, Virtual Event (Proceedings of Machine Learning Research)*, Arindam Banerjee and Kenji Fukumizu (Eds.), Vol. 130. PMLR, 3457–3465. <http://proceedings.mlr.press/v130/covert21a.html>
- [12] Raul Castro Fernandez, Pranav Subramaniam, and Michael J. Franklin. 2020. Data Market Platforms: Trading Data Assets to Solve Data Problems. *Proc. VLDB Endow.* 13, 11 (2020), 1933–1947. <http://www.vldb.org/pvldb/vol13/p1933-fernandez.pdf>
- [13] GDPR.eu. 2018. Article 17: Right to be forgotten. (2018). <https://gdpr.eu/article-17-right-to-be-forgotten>
- [14] Amirata Ghorbani, Michael P. Kim, and James Zou. 2020. A Distributional Framework For Data Valuation. In *Proceedings of the 37th International Conference on Machine Learning, ICML 2020, 13–18 July 2020, Virtual Event (Proceedings of Machine Learning Research)*, Vol. 119. PMLR, 3535–3544. <http://proceedings.mlr.press/v119/ghorbani20a.html>
- [15] Amirata Ghorbani and James Y. Zou. 2019. Data Shapley: Equitable Valuation of Data for Machine Learning. In *Proceedings of the 36th International Conference on Machine Learning, ICML 2019, 9–15 June 2019, Long Beach, California, USA (Proceedings of Machine Learning Research)*, Kamalika Chaudhuri and Ruslan Salakhutdinov (Eds.), Vol. 97. PMLR, 2242–2251. <http://proceedings.mlr.press/v97/ghorbani19c.html>
- [16] Antonio Ginart, Melody Y. Guan, Gregory Valiant, and James Zou. 2019. Making AI Forget You: Data Deletion in Machine Learning. In *Advances in Neural Information Processing Systems 32: Annual Conference on Neural Information Processing Systems 2019, NeurIPS 2019, December 8–14, 2019, Vancouver, BC, Canada*, Hanna M. Wallach, Hugo Larochelle, Alina Beygelzimer, Florence d’Alché-Buc, Emily B. Fox, and Roman Garnett (Eds.), 3513–3526. <https://proceedings.neurips.cc/paper/2019/hash/cb79f8fa58b91d3af6c9c991f63962d3-Abstract.html>
- [17] Behzad Golshan, Alon Y. Halevy, George A. Mihaila, and Wang-Chiew Tan. 2017. Data Integration: After the Teenage Years. In *Proceedings of the 36th ACM SIGMOD-SIGACT-SIGAI Symposium on Principles of Database Systems, PODS 2017, Chicago, IL, USA, May 14–19, 2017*, Emanuel Sallinger, Jan Van den Bussche, and Floris Geerts (Eds.). ACM, 101–106. <https://doi.org/10.1145/3034786.3056124>
- [18] Laura Graves, Vineel Nagisetty, and Vijay Ganesh. 2021. Amnesiac Machine Learning. In *Thirty-Fifth AAAI Conference on Artificial Intelligence, AAAI 2021, Thirty-Third Conference on Innovative Applications of Artificial Intelligence, IAAI 2021, The Eleventh Symposium on Educational Advances in Artificial Intelligence, EAAI 2021, Virtual Event, February 2–9, 2021*. AAAI Press, 11516–11524. <https://ojs.aaai.org/index.php/AAAI/article/view/17371>
- [19] Chuan Guo, Tom Goldstein, Awni Y. Hannun, and Laurens van der Maaten. 2020. Certified Data Removal from Machine Learning Models. In *Proceedings of the 37th International Conference on Machine Learning, ICML 2020, 13–18 July 2020, Virtual Event (Proceedings of Machine Learning Research)*, Vol. 119. PMLR, 3832–3842. <http://proceedings.mlr.press/v119/guo20c.html>
- [20] Elizabeth Liz Harding, Jarno J Vanto, Reece Clark, L Hannah Ji, and Sara C Ainsworth. 2019. Understanding the scope and impact of the California Consumer Privacy Act of 2018. *Journal of Data Protection & Privacy* 2, 3 (2019), 234–253.
- [21] Wassily Hoeffding. 1994. Probability inequalities for sums of bounded random variables. In *The collected works of Wassily Hoeffding*. Springer, 409–426.
- [22] Ruoxi Jia, David Dao, Boxin Wang, Frances Ann Hubis, Nezihe Merve Gürel, Bo Li, Ce Zhang, Costas J. Spanos, and Dawn Song. 2019. Efficient Task-Specific Data Valuation for Nearest Neighbor Algorithms. *Proc. VLDB Endow.* 12, 11 (2019), 1610–1623. <https://doi.org/10.14778/3342263.3342637>
- [23] Sanjay Krishnan, Jiannan Wang, Eugene Wu, Michael J. Franklin, and Ken Goldberg. 2016. ActiveClean: Interactive Data Cleaning For Statistical Modeling. *Proc. VLDB Endow.* 9, 12 (2016), 948–959. <https://doi.org/10.14778/2994509.2994514>
- [24] Yongchan Kwon and James Zou. 2022. Beta Shapley: a Unified and Noise-reduced Data Valuation Framework for Machine Learning. In *International Conference on Artificial Intelligence and Statistics, AISTATS 2022, 28–30 March 2022, Virtual Event (Proceedings of Machine Learning Research)*, Gustau Camps-Valls, Francisco J. R. Ruiz, and Isabel Valera (Eds.), Vol. 151. PMLR, 8780–8802. <https://proceedings.mlr.press/v151/kwon22a.html>
- [25] Aleksandar Lazarevic and Vipin Kumar. 2005. Feature bagging for outlier detection. In *Proceedings of the Eleventh ACM SIGKDD International Conference on Knowledge Discovery and Data Mining, Chicago, Illinois, USA, August 21–24, 2005*, Robert Grossman, Roberto J. Bayardo, and Kristin P. Bennett (Eds.). ACM, 157–166. <https://doi.org/10.1145/1081870.1081891>
- [26] Guoliang Li and Xuanhe Zhou. 2022. Machine Learning for Data Management: A System View. In *38th IEEE International Conference on Data Engineering, ICDE 2022, Kuala Lumpur, Malaysia, May 9–12, 2022*. IEEE, 3198–3201. <https://doi.org/10.1109/ICDE53745.2022.00297>
- [27] Guoliang Li, Xuanhe Zhou, Ji Sun, Xiang Yu, Yue Han, Lianyuan Jin, Wenbo Li, Tianqing Wang, and Shifu Li. 2021. openGauss: An Autonomous Database System. *Proc. VLDB Endow.* 14, 12 (2021), 3028–3041. <https://doi.org/10.14778/3476311.3476380>
- [28] Qi Li, Yaliang Li, Jing Gao, Lu Su, Bo Zhao, Murat Demirbas, Wei Fan, and Jiawei Han. 2014. A Confidence-Aware Approach for Truth Discovery on Long-Tail Data. *Proc. VLDB Endow.* 8, 4 (2014), 425–436. <https://doi.org/10.14778/2735496.2735505>
- [29] Jinfei Liu, Jian Lou, Junxu Liu, Li Xiong, Jian Pei, and Jimeng Sun. 2021. Dealer: An End-to-End Model Marketplace with Differential Privacy. *Proc. VLDB Endow.* 14, 6 (2021), 957–969. <http://www.vldb.org/pvldb/vol14/p957-liu.pdf>
- [30] Xuan Luo, Jian Pei, Zicun Cong, and Cheng Xu. 2022. On Shapley Value in Data Assemblage Under Independent Utility. *Proc. VLDB Endow.* 15, 11 (2022), 2761–2773. <https://www.vldb.org/pvldb/vol15/p2761-luo.pdf>
- [31] Jian Pei. 2021. A Survey on Data Pricing: from Economics to Data Science. *IEEE Trans. Knowl. Data Eng.* (2021). <https://doi.org/10.1109/TKDE.2020.3045927>
- [32] Sebastian Schelter, Stefan Grafberger, and Ted Dunning. 2021. HedgeCut: Maintaining Randomised Trees for Low-Latency Machine Unlearning. In *SIGMOD ’21: International Conference on Management of Data, Virtual Event, China, June 20–25, 2021*, Guoliang Li, Zhanhui Li, Stratos Idreos, and Divesh Srivastava (Eds.). ACM, 1545–1557. <https://doi.org/10.1145/3448016.3457239>
- [33] Stephanie Schoch, Haifeng Xu, and Yangfeng Ji. 2022. CS-Shapley: Class-wise Shapley Values for Data Valuation in Classification. In *Advances in Neural Information Processing Systems 36 [Neural Information Processing Systems, NIPS 2022, Nov 29th - Dec 1st, 2022, New Orleans, USA]*. <https://neurips.cc/Conferences/2022/ScheduleMultitrack?event=53147>
- [34] Lloyd S Shapley. 1953. A value for n-person games. *Contributions to the Theory of Games* 2, 28 (1953), 307–317.
- [35] Rachael Hwee Ling Sim, Xinyi Xu, and Bryan Kian Hsiang Low. 2022. Data Valuation in Machine Learning: “Ingredients”, Strategies, and Open Challenges. In *Proceedings of the Thirty-First International Joint Conference on Artificial Intelligence, IJCAI 2022, Vienna, Austria, 23–29 July 2022*, Luc De Raedt (Ed.). ijcai.org, 5607–5614. <https://doi.org/10.24963/ijcai.2022/782>
- [36] Ikkyun Song, Yicheng Yang, Jongho Im, Tong Tong, Halil Ceylan, and In Ho Cho. 2020. Impacts of Fractional Hot-Deck Imputation on Learning and Prediction of Engineering Data. *IEEE Trans. Knowl. Data Eng.* 32, 12 (2020), 2363–2373. <https://doi.org/10.1109/TKDE.2019.2922638>
- [37] Joaquin Vanschoren, Jan N. van Rijn, Bernd Bischl, and Luis Torgo. 2013. OpenML: networked science in machine learning. *SIGKDD Explorations* 15, 2 (2013), 49–60. <https://doi.org/10.1145/2641190.2641198>
- [38] Junxiao Wang, Song Guo, Xin Xie, and Heng Qi. 2022. Federated Unlearning via Class-Discriminative Pruning. In *WWW ’22: The ACM Web Conference 2022, Virtual Event, Lyon, France, April 25 - 29, 2022*, Frédéric Lafont, Raphaël Troncy, Elena Simperl, Deepak Agarwal, Aristides Gionis, Ivan Herman, and

- Lionel Médini (Eds.). ACM, 622–632. <https://doi.org/10.1145/3485447.3512222>
- [39] Tianhao Wang and Ruoxi Jia. 2023. Data Banzhaf: A Robust Data Valuation Framework for Machine Learning (Oral). In *International Conference on Artificial Intelligence and Statistics, AISTATS 2023, 25-27 April 2023, Palau de Congressos, Valencia, Spain (Proceedings of Machine Learning Research)*. PMLR.
- [40] Tianhao Wang, Johannes Rausch, Ce Zhang, Ruoxi Jia, and Dawn Song. 2020. A Principled Approach to Data Valuation for Federated Learning. In *Federated Learning - Privacy and Incentive*, Qiang Yang, Lixin Fan, and Han Yu (Eds.). Lecture Notes in Computer Science, Vol. 12500. Springer, 153–167. [https://doi.org/10.1007/978-3-030-63076-8\\_11](https://doi.org/10.1007/978-3-030-63076-8_11)
- [41] Shuyue Wei, Yongxin Tong, Zimu Zhou, and Tianshu Song. 2020. Efficient and Fair Data Valuation for Horizontal Federated Learning. In *Federated Learning - Privacy and Incentive*, Qiang Yang, Lixin Fan, and Han Yu (Eds.). Lecture Notes in Computer Science, Vol. 12500. Springer, 139–152. [https://doi.org/10.1007/978-3-030-63076-8\\_10](https://doi.org/10.1007/978-3-030-63076-8_10)
- [42] Jiayao Zhang, Qiongqiong Lin, Jinfei Liu, Kui Ren, Jian Lou, Junxu Liu, Li Xiong, Jian Pei, and Jimeng Sun. 2021. Demonstration of Dealer: An End-to-End Model Marketplace with Differential Privacy. *Proc. VLDB Endow.* 14, 12 (2021), 2747–2750. <http://www.vldb.org/pvldb/vol14/p2747-zhang.pdf>
- [43] Jiayao Zhang, Qiheng Sun, Jinfei Liu, Li Xiong, Jian Pei, and Kui Ren. 2023. Efficient Sampling Approaches to Shapley Value Approximation. *Proc. ACM Manag. Data* 1, 1 (2023), 48:1–48:24. <https://doi.org/10.1145/3588728>
- [44] Jiayao Zhang, Haocheng Xia, Qiheng Sun, Jinfei Liu, Li Xiong, Jian Pei, and Kui Ren. 2023. Dynamic Shapley Value Computation. In *39th IEEE International Conference on Data Engineering, ICDE 2023, Anaheim, CA, USA, April 3-7, 2023*. IEEE, 639–652. <https://doi.org/10.1109/ICDE55515.2023.00055>
- [45] Huadi Zheng, Qingqing Ye, Haibo Hu, Chengfang Fang, and Jie Shi. 2022. Protecting Decision Boundary of Machine Learning Model With Differentially Private Perturbation. *IEEE Trans. Dependable Secur. Comput.* 19, 3 (2022), 2007–2022. <https://doi.org/10.1109/TDSC.2020.3043382>
- [46] Shuyuan Zheng, Yang Cao, and Masatoshi Yoshikawa. 2023. Secure Shapley Value for Cross-Silo Federated Learning. *Proc. VLDB Endow.* 16, 6 (2023).
- [47] Xuanhe Zhou, Chengliang Chai, Guoliang Li, and Ji Sun. 2022. Database Meets Artificial Intelligence: A Survey. *IEEE Trans. Knowl. Data Eng.* 34, 3 (2022), 1096–1116. <https://doi.org/10.1109/TKDE.2020.2994641>